




# United Nations

## Development Assistance Framework for the Republic of Zambia

2 0 0 7 - 2 0 1 0



**UNDAF Zambia**



Foreword

The Government of the Republic of Zambia and the United Nations Country Team (UNCT) are committed to the realization of the values and principles enshrined in the Millennium Declaration and the Millennium Development Goals (MDGs).

The purpose of the United Nations Development Assistance Framework (UNDAF) is to provide a comprehensive framework and approach through which the United Nations will collaborate with the Government of Zambia and channel its combined resources to Zambia during 2007-2010. In line with the UN reform agenda, the UNDAF represents a critical and practical contribution to the call for greater harmonization and integration of the UN system at country level.


The document is a result of a joint and concerted effort by the UN system and the Government and represents our cooperation and commitments to eliminate poverty and improve the livelihoods of the Zambian people. The full and effective implementation of this UNDAF would help to ensure the attainment of the Government's Fifth National Development Plan (2006-2010) and the Vision 2030.

The UNDAF is aligned with the Joint Assistance Strategy for Zambia (JASZ), which is the Cooperating Partners response to the Government's Fifth National Development Plan and its Aid Policy. UN, as one of the cooperating partners, is strongly committed to strengthen national ownership over the development process and to enhance aid effectiveness and mutual accountability in line with the principles of the Paris Declaration.

In this context, we would like to extend our appreciation to all, the Government of Zambia, the UN country team, and the Co-operating Partners for the inputs and contribution they have made to this UNDAF. We are committed to a strong cooperation and greater partnership between the UN, the Government and other cooperating partners as we tackle development challenges and work towards the realization of our national development goals.



Aeneas C. Chuma  
Resident Coordinator  
United Nations System in Zambia



Hon. Ng'andu P. Magande  
Minister of Finance  
Minister of Finance and National Planning

Z A M B I A

Preface


The United Nations System in The Republic of Zambia, including resident and non-resident agencies, pledge to work closely with the Government and other development partners to support Zambia's fulfillment of the Fifth National Development Plan, its Vision 2030, the Millennium Declaration and Millennium Development Goals and all other commitments to the goals of international conventions and summits.

Our collective aspiration for the 2007-2010 UNDAF is to achieve greater collaboration, greater strategic focus and coherence and to enhance the impact of our development support as we seek to enlarge people's choices and offer the hope of a better life for all, in particular the poorest and most vulnerable members of Zambian society.

To support the efforts of the Government of Republic of Zambia to achieve these goals, we the United System in Zambia reaffirm our commitment to attain the outcomes described in the United Nations Development Assistance Framework. We pledge to use the resources dedicated to this purpose efficiently and effectively and in the spirit of cooperation and co-ordination for the promotion of human development and human rights in the Republic of Zambia.



Stella Anyangwe,  
Representative, WHO



Jennifer Kargbo  
Director, ECA



Birger Arnason  
Res. Representative, IMF



Noureddin Mona  
Representative, FAO




Dillah Duomaye  
Representative, UNHCR



Gerry Finnegan  
Director, ILO



Josiah Ogina  
Chief of Mission (IOM)




Oladeji Popoola  
Representative, UNFPA



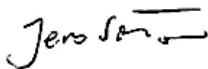
David Stevenson  
Representative, WFP



Lotta Sylwander  
Representative, UNICEF




Catherine Sozi  
Country Coordinator, UNAIDS



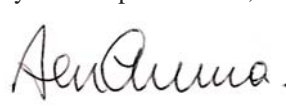
Jens Sorensen  
Country Programme Manager, IFAD



Abdul Hannan  
Deputy Res. Representative, UNDP



Ohene Nyanin  
Res. Representative, World Bank



Aeneas C. Chuma  
United Nations Resident Coordinator

## Table of Contents

<b>Acronyms and Abbreviations</b> .....	<b>4</b>
<b>Executive Summary</b> .....	<b>6</b>
<b>1. Introductory section</b> .....	<b>7</b>
<i>Zambia's development challenges</i> .....	<b>7</b>
<i>UN response</i> .....	<b>10</b>
<b>2. Results section</b> .....	<b>12</b>
<i>Overall introduction</i> .....	<b>12</b>
<i>Areas of cooperation</i> .....	<b>13</b>
<b>3. Estimated Resource Requirements</b> .....	<b>22</b>
<b>4. Implementation</b> .....	<b>23</b>
<b>5. M&amp;E section</b> .....	<b>24</b>
<b>Appendices</b> .....	<b>XX</b>
<i>A. Results matrices</i> .....	<b>XX</b>
<i>B. M&amp;E framework</i> .....	<b>XX</b>
<i>C. Program cycle calendar</i> .....	<b>XX</b>
<i>D. Division of labour tables</i> .....	<b>XX</b>



## Acronyms and Abbreviations

<b>AIDS</b>	<b>Acquired immune deficiency syndrome</b>
<b>ART</b>	<b>Anti-retroviral therapy</b>
<b>AWP</b>	<b>Annual workplan</b>
<b>CCA</b>	<b>Common country assessment</b>
<b>CPD</b>	<b>Country program document</b>
<b>CSO</b>	<b>Central Statistical Office</b>
<b>EMIS</b>	<b>Education management information sSurvey</b>
<b>FAO</b>	<b>Food and Agriculture Organization</b>
<b>FNDP</b>	<b>Fifth national development plan</b>
<b>GRZ</b>	<b>Government of the Republic of Zambia</b>
<b>HFS</b>	<b>Health facility survey</b>
<b>HIV / AIDS</b>	<b>Human immunodeficiency virus</b>
<b>IFAD</b>	<b>International Fund for Agricultural Development</b>
<b>ILO</b>	<b>International Labour Organization</b>
<b>LCMSZ</b>	<b>Living conditions monitoring survey in Zambia</b>
<b>MACO</b>	<b>Ministry of Agriculture and Cooperatives</b>
<b>MOFNP</b>	<b>Ministry of Finance and National Planning</b>
<b>MOLSS</b>	<b>Ministry of Labour and Social Services</b>
<b>MTENR</b>	<b>Ministry Tourism Environment and Natural Resources</b>
<b>MEWD</b>	<b>Ministry of Energy and Water Development</b>
<b>NAC</b>	<b>National AIDS Council</b>
<b>NEPAD</b>	<b>New Partnership for African Development</b>
<b>OVC</b>	<b>Orphans and vulnerable children</b>
<b>SMME</b>	<b>Small, micro and medium enterprises</b>
<b>NGO</b>	<b>Non-governmental organization</b>
<b>PMTCT</b>	<b>Preventing mother-to-child transmission</b>
<b>PRSP</b>	<b>Poverty reduction strategy paper</b>
<b>RCO</b>	<b>Office of the resident coordinator</b>
<b>RDT</b>	<b>Regional director's team</b>
<b>UCC</b>	<b>UNAIDS country coordinator</b>
<b>UN</b>	<b>United Nations</b>

## Acronyms and Abbreviations

<b>UNAIDS</b>	<b>Joint United Nations Programme on HIV and AIDS</b>
<b>UNCT</b>	<b>United Nations country team</b>
<b>UNDAF</b>	<b>United Nations development assistance framework</b>
<b>UNDG</b>	<b>United Nations Development Group</b>
<b>UNDP</b>	<b>United Nations Development Programme</b>
<b>UNECA</b>	<b>United Nations Economic Commission for Africa</b>
<b>UNESCO</b>	<b>United Nations Education, Science and Culture Organization</b>
<b>UNFPA</b>	<b>United Nations Population Fund</b>
<b>UNHCR</b>	<b>United Nations High Commission for Refugees</b>
<b>UNICEF</b>	<b>United Nations Children's Fund</b>
<b>UNIDO</b>	<b>United Nations Industrial Development Organization</b>
<b>UNSSC</b>	<b>United Nations System Staff College</b>
<b>IBRD/WB</b>	<b>International Bank for Reconstruction and Development/World Bank</b>
<b>VCT</b>	<b>Voluntary counseling and testing</b>
<b>WFP</b>	<b>World Food Programme</b>
<b>WHO</b>	<b>World Health Organization</b>
<b>ZI</b>	<b>Zambia Initiative</b>
<b>ZDHS</b>	<b>Zambia demographic and health surveys</b>
<b>ZSBS</b>	<b>Zambia sexual behaviour survey</b>



Z A M B I A

**UNDAF**

2 0 0 7 - 2 0 1 0

## Executive Summary

The United Nations development assistance framework (UNDAF) is the common strategic framework for the operational activities of the UN system at country level. It (is expected) to provide a collective, coherent and integrated United Nations response to national priorities and needs, the Millennium Development Goals and the Millennium Declaration. UNDAF should be rights-based and results-driven.

The proposed UNDAF is the result of an ongoing consultative process, both within the United Nations system and with the Government of the Republic of Zambia and other development partners.

Guided by the Millennium Development Goals (MDGs), as well as national priorities outlined in Zambia's fifth national development plan, the UNDAF translates key objectives of development assistance into a common operational framework. The UNDAF will therefore serve as a basis upon which individual United Nations agencies, funds and programs will formulate their actions for the period 2007- 2010 in Zambia. The UNDAF will also serve as the United Nations' contribution to the joint assistance strategy for Zambia (JASZ) through which, Zambia's co-operating part-

ners have agreed (in principle) to work jointly in supporting the GRZ in the realization of its development objectives.

*The proposed UNDAF  
is the result of  
an ongoing  
consultative process,  
both within the  
United Nations system  
and with the  
Government of  
the Republic of Zambia  
and other  
co-operating partners.*

The UNDAF focuses on four inter-related areas of cooperation where the United Nations system can utilize its accumulated experience, technical expertise and financial resources towards achievement of the MDGs: (i) HIV and AIDS; (ii) Basic social services (iii) Governance and (iv) Food security. Promoting gender equality and environmental sustainability will cut across support provided by the United Nations country team.





## Section 1: Introduction

### 1.1 Zambia's development challenges

*Zambia's co-operating partners intensify harmonization and alignment efforts as a means of radically boosting the effectiveness of their developmental assistance*

The United Nations system in Zambia is undergoing an important transformation in the way it does business in line with the principles articulated in the Paris declaration. To this end, the United Nations system is in the process of re-positioning itself, so as to engage with GRZ, alongside Zambia's other major development partners under the JASZ, as a means of radically boosting aid effectiveness. Hence, in the new aid environment, the UNDAF will provide a key strategic advocacy tool through which, under the JASZ framework, the United Nations should be better able to marshal both attention and resources in support of its strategic development priorities.

*Moving the economy onto a new growth path is a pre-requisite for Zambia to come within 'striking distance' of halving extreme poverty by 2015*

Zambia similarly stands at an important crossroads in its quest to achieve the Millennium Development Goals. In the spirit of harmonization, the UNDAF and JASZ programming cycles are set to coincide with the launching of Zambia's overarching national strategy document, the fifth national development plan.<sup>1</sup> The FNDP seeks to consolidate the important gains achieved by Zambians under the recently concluded Poverty Reduction Strategy. Furthermore it lays down a set of

guiding principles and strategies based on sustainable development that are required to move onto a new growth path, a pre-requisite for Zambia to come within 'striking distance' of halving extreme poverty by 2015.

Overall, the period covered by the PRSP saw a significant improvement in Zambia's economic performance in comparison with the 1990s, with GDP growth averaging at four per cent. Growth in this period, however, was concentrated in capital-intensive sectors<sup>2</sup> and therefore did not translate into a significant lowering of the proportion of Zambians living under the extreme poverty line.<sup>3</sup> Growth simulations suggests that, at current growth rates,<sup>4</sup> Zambia will not be in a position to halve extreme poverty before at least 15 to 25 years after the MDG target date of 2015 (World Bank, 2004; GRZ, 2005). During the same period, environment and natural resources were not effectively managed. This was due partly to high levels of poverty. As communities become more impoverished, they tend to resort to using less sustainable practices of production and harvesting from the degrading natural biomass thereby contributing to its further degradation. The 2005 MDG report indicated that at the same levels of poverty, it will be unlikely for Zambia to achieve the MDG 7 target<sup>5</sup> by 2015. More recently, economic growth spurred on by productive sectors, for example mining, have served to illustrate how the resource-rich can also be responsible for environmental degradation. Considerations for environmental sustainability must be factored into policy and practice that attend to both the poor and non-poor alike.

<sup>1</sup> The FNDP run from 2006 to 2010.

<sup>2</sup> Primarily mining and construction.

<sup>3</sup> Which as of 2003 stood at 46 per cent (LCMS 2002-2003, CSO.)

<sup>4</sup> McCulloch, Baulch and Cherel-Robson (2000) estimate this at being between 7-9 per cent, World Bank (2004.)

<sup>5</sup> Land area protected to maintain biological diversity.

Z A M B I A

UNDAF

2 0 0 7 - 2 0 1 0

## Section 1: Introduction

*Zambia's national development plans success hinges upon its ability to engineer a revolution in labour productivity in the agricultural sector*

The FNDP concisely addresses this challenge in its overarching strategic focus of promoting sustainable development, in which it aims to generate "pro-poor growth through rural development, job creation and technological advancement" (GRZ, 2005). In focusing upon the promotion of labour intensive sectors, the GRZ commits itself over the next five years to help boost the labour productivity of the majority of Zambians living below the poverty line. Furthermore, the FNDP clearly acknowledges the urgent need to strengthen national institutions, in order to enable them to fulfill their roles as foundations for the fulfillment of Zambia's productive potential.

*The AIDS pandemic remains Zambia's single most important roadblock to human development*

The devastating human and developmental impacts of the AIDS pandemic remain one of the most formidable sets of challenges impeding the realization of Zambia's development aspirations. In terms of the human face of the crisis, it is estimated that one in six Zambians aged between 15 and 49 are infected with HIV, while four times more girls aged 15-24 are infected than their male counterparts, pointing to the feminization of the pandemic<sup>6</sup>. The Zambian chapter of the Secretary General's Global Task Force on Women, Girls & HIV and AIDS in Southern Africa noting: "the

mounting frustration with the seeming inability of the country to address gender inequality, its influence on HIV transmission and the impact of the epidemic on worsening the socio-economic status of women and girls" (United Nations, 2003).

As the quote above suggests, HIV has exacerbated and deepened poverty and visa-versa<sup>7</sup>, viciously undermining the already meagre livelihoods of Zambia's most vulnerable population groups. It has been estimated that at a national level HIV and AIDS has shaved off approximately one per cent of Zambia's GDP per annum (World Bank, 2004).

In so far as poverty is multi-dimensional, the AIDS pandemic has fuelled and to a large extent helped shape Zambia's contemporary development challenges. Over the longer term, the pandemic threatens to swiftly reverse many of Zambia's developmental gains through its contribution to:

- Income /consumption poverty, where people are unable to access sufficient quantities of food, or the income required to purchase this, needed for a balanced diet;
- Service poverty, where people are unable to access or are not provided with services such as health or education and;
- Resource poverty, though people may have sufficient incomes they are unable to access resources because they are poor in terms of their rights, representation or governance

<sup>6</sup> Research on the gender dimension of the pandemic suggests that the greater the gender imbalance in a society, the higher the HIV prevalence rate (United Nations, 2003.)

<sup>7</sup> The relationship between rural poverty, food insecurity, gender and HIV and AIDS being well documented, see for example Barnett and Whiteside (2002.)

## Section 1: Introduction

### *HIV and AIDS continues to weaken the productive capacities of the most vulnerable households*

HIV and AIDS in the Zambian context typically affects the consumption patterns of the poorest households as a result of having to care for AIDS orphans<sup>8</sup> and as a result of the costs related to the morbidity and mortality of economically active household members. HIV and AIDS further exacerbates household consumption patterns over the longer term, as HIV and AIDS related costs typically lead to 'expenditure switching' in poor households between investments such as agricultural inputs and consumption such as medication or funerals. Women and youth represent 70 per cent of Zambia's agricultural labour force and the bulk of the poor. Furthermore, female-headed households will often find it more difficult to recover from adverse HIV and AIDS related consumption shocks, as a result of, on average having less access to productive assets and more orphans under their care.<sup>9, 10</sup>

### *HIV and AIDS is a major source of strain on Zambia's capacity to deliver social services*

HIV and AIDS continues to be a major contributor to the decline in the GRZ's capacity to provide basic public goods and services to Zambians (UNAIDS, 2005a).

While the institutional consequences of HIV and AIDS have been widespread in terms of the effects of mortality and increased absenteeism, service delivery in the areas of health and education appears to have been particularly hard hit. In the case of the health sector for example, HIV and AIDS has become one of the leading contributors to increases in the disease burden, evidence suggesting that patients with HIV and AIDS related illnesses occupy more than 50 per cent of hospital beds in major hospitals (UNAIDS, 2005b).

In the education sector on the other hand, HIV and AIDS continues to impact the probability that a child will be able to access primary school, arising in many cases from the need for child labour in labour poor households. This may help in explaining why, despite Zambia's net enrolment ratio having increased from 71.1 to 85.1 per cent<sup>11</sup> between 2000 and 2004, largely as result of the introduction of free education;<sup>12</sup> almost 300,000 children between the ages of seven and 13 are unable to access basic education.<sup>13</sup> Furthermore, HIV and AIDS impacts the probability that the child, once enrolled, will be able to access quality education, due to heightened rates of mortality, morbidity and absenteeism on the part of educators and school administrators.

8 Estimated to have numbered c.800, 000 in 2004, and to reach 1,200,000 by 2010, by 2001, 60 per cent of these are thought to be AIDS orphans (GRZ, 2005b.)

9 c.77 per cent of all people in female-headed households are classifiable as poor compared to c.72 per cent in male-headed households [CSO Living Conditions Survey (1998).]

10 61 per cent of female-headed households facing food shortages compared to 52 per cent male, female headed households also reporting longer episodes of shortage (Op. cit.)

11 For Grades 1-7, completion rates also increasing in this period reaching 74 per cent (GRZ, 2005b.)

12 Introduced in 2002 alongside the abolition of uniform and examination fees.

13 GRZ, 2005b.

## Section 1: Introduction

At a sectoral level, improving the quality of primary school education remains one of the main challenges faced by Zambia's education sector planners, with an average of only 1 in 20 pupils attaining the defined desirable level of performance between 2001 and 2003 (GRZ, 2005 b).<sup>14</sup> This challenge is compounded by well-founded expectations that the population growth rate of pupils will continue to outpace that of trained educators<sup>15</sup> well into the foreseeable future. At an institutional level, GRZ's ability to both protect and consolidate Zambia's educational achievements over the next five years, will be pivotal in determining the extent to which it is able to assist Zambians to fully realize their productive potential.

### *The fulfillment of basic rights by the most vulnerable groups is curtailed by the weakness of institutional safeguards*

Prior to the onset of the AIDS pandemic, norms, cultural practices and unequal power relations,<sup>16</sup> impeded the ability of many women to fulfill their fundamental rights (GRZ, 2005c). Similarly, other vulnerable groups face a number of challenges that prevent them from fully taking part in both the life of their communities and collective decision-making. Evidence suggests that HIV and AIDS intensifies the degree of discrimination and exclusion faced by Zambia's most vulnerable population groups, including female-headed households and orphans (FAO, 2003). This arises largely from the social stigma attached to

HIV and AIDS, which undermines the ability of many Zambians to enjoy their basic rights and requires the continued strengthening of the legal and administrative frameworks tasked with safeguarding these rights.

### **1.2 The UN response to Zambia's development challenges**

The UNDAF for 2007-2010 represents the UN response to the national goals set out by the GRZ in its FNDP within the framework of the Millennium Development Goals. The UNDAF draws upon analyses of the development challenges facing Zambia that were made by GRZ, in conjunction with its development partners, in the preparatory process leading up to drafting of the FNDP.<sup>17</sup>

The UN system initiated the preparation of a CCA in January 2005 with the setting up of a CCA Coordination Committee (CCA-CC). In consultation with the GRZ, bilateral donors and CSOs, the CCA-CC undertook several activities including the preliminary identification of strategic focus areas (HIV and AIDS & poverty) and data gathering. The preparatory process leading up to the CCA was initiated prior to the GRZ's launch of the preparatory process that would lead to the FNDP. Following GRZ's launch, discussions within the UNCT and between the UNCT, GRZ and the Regional Directors Group, resulted in the decision to discontinue the CCA<sup>18</sup> and consolidate the UNCT's support to the GRZ in development of the FNDP.

<sup>14</sup> This figure reaching 5.4 per cent in 2001 to 5.9 per cent in 2003.

<sup>15</sup> Estimates suggesting that half of all educator deaths will be due to AIDS related illnesses and death rates will continue to rise as HIV infections occurring since the 1990's turn to AIDS (GRZ, 2005b.)

<sup>16</sup> Manifestations of which include female submission, widow/er 'cleansing', and inheritance laws.

<sup>17</sup> Each draft chapter of the FNDP being prepared under the guidance of Sectoral Advisory Groups (SAG), convened by the relevant GRZ line ministry.

<sup>18</sup> This decision was reached at a UNCT's retreat organized to discuss the reposition the UN in Zambia, held on the 28th of April, 2005.

## Section 1: Introduction

As a preliminary step, data already collected for the CCA was made available to the GRZ, in addition to which the GRZ's statistical information inventory was expanded following the United Nations' support to the GRZ in the form of the Zambia INFO database.<sup>19</sup> Following the cessation of the CCA process the UN system was actively involved in the FNDP preparatory process. The United Nations enjoyed representation on the 13 SAGs covering thematic areas corresponding to mandates of the various United Nations agencies resident in Zambia. In addition to directly participating in the process, the CCA Coordination Committee was recast as the NDP Support Coordination Committee (NDP-SCC), and tasked with monitoring and reporting on progress of work being undertaken by the SAG's. The NDP-SCC was also given subsidiary roles of supporting the mainstreaming of AIDS and gender into the NDP and ensuring methodological consistency, between the analyses being carried out by the SAG's and the rights-based approach.

On the basis of work on the identification of Zambia's development challenges,<sup>20</sup> mitigating the developmental impact of the AIDS pandemic was identified by the UNCT as a key challenge facing Zambians. Furthermore, it was felt that this was an area in which, as a result of already having a joint program firmly underway, the United Nations system in Zambia enjoyed a comparative advantage in relation to other development partners.<sup>21</sup>

Following preparation of the draft chapters of the FNDP, the UNCT organized an UNDAF prioritization retreat between the

12th and the 14th of October 2005. The retreat brought together a range of high-level participants including representatives from the GRZ, RDT, civil society organizations, donors and various United Nations agencies operating both within and outside Zambia. The prioritization retreat signaled the launch of the UNDAF preparation process and resulted in consensus over the four major areas of cooperation. The retreat also agreed on the creation of four working groups, composed of designated United Nations agency program staff. Each group was tasked with developing results matrices and monitoring and evaluation plans for one area of cooperation, following the principles of the rights-based approach and results-based management. Gender and environment would be regarded as cross cutting issues.

Completed results matrices covering each of the four areas of cooperation were discussed in plenary in November 2005. A full draft of the UNDAF document was subsequently submitted for review on the 18th of November 2005. In April 2006 the Government issued its draft division of labour culminating in a final version in June 2006. The UNDAF is in line with the Division of Labour.

The different theme-groups have been meeting on a regular basis since August 2006 to refine and elaborate on their work plans. It should be noted that the UNDAF is a living document and hence further modifications to the results- and monitoring & evaluation matrixes are to be expected.

<sup>19</sup> A development statistics database now resident within Zambia's National Central Statistics Office.

<sup>20</sup> Carried out by the CCA-CC and NDP-SCC.

<sup>21</sup> The UN system in Zambia is also a key player in the Joint Assistance Strategy for Zambia (JASZ) through which, Zambia's development partners have agreed in principle to work jointly in supporting the GRZ in the realization of its development objectives.

**Section 2: Results**

**2.1 Overall introduction**

The identification of Zambia's main development challenges made by the United Nations system and the GRZ and in the course of the UNDAF prioritisation retreat,<sup>22</sup> culminated in the selection of an overarching strategic focus for the UNDAF and four areas of cooperation. The overarching strategic focus of the UNDAF for Zambia is to support the GRZ in mitigating the developmental impact of the AIDS pandemic. The four areas of cooperation selected include:

- HIV and AIDS
- Basic Social Services
- Governance
- Food Security

Promoting gender equality and environmental sustainability will cut across each of the above areas of concentration.

Figure 1 below sketches the broad linkages connecting the overarching strategic focus of the UNDAF, some of the main development challenges outlined in the FNDP and elaborated upon in section 1.1 above and the selected areas of cooperation.

The rest of this section goes on to describe: the GRZ's national development priorities in each of the areas of cooperation; why each UNDAF outcome was selected; how the UNDAF outcome is to be achieved, by whom and with whose support.

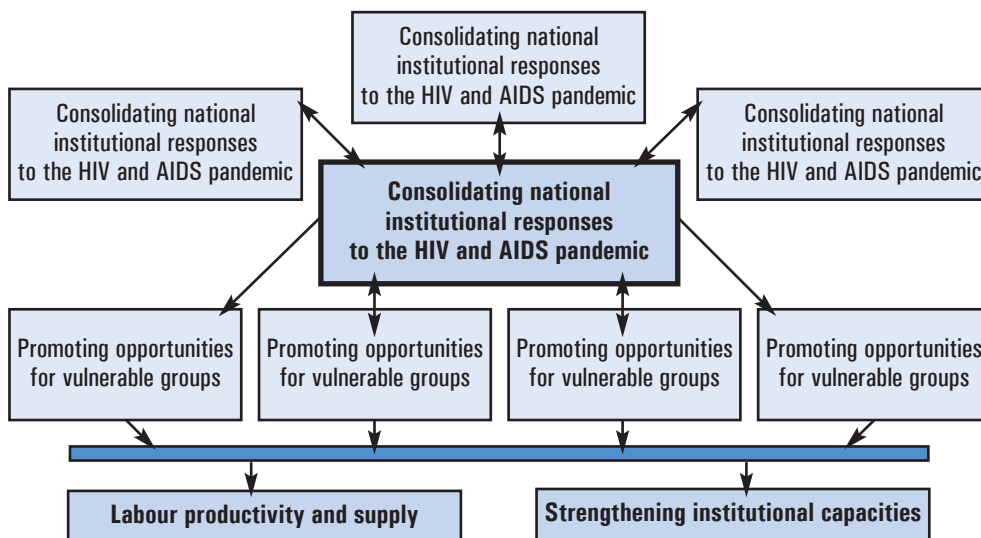


Figure 1: Conceptual framework

22 Both inspired by the analysis presented in the draft chapters of the FNDP.  
 23 The UNDAF results matrices provide details on the country program outcomes that will contribute to the realization of each UNDAF outcome and the country program outputs (products, services, skills or abilities). The results matrices also broadly outline the division of labour between United Nations agencies and the partners with whom these agencies will cooperate, resource mobilization targets, coordination mechanisms and program modalities.  
 24 The timeframe for the UNDAF having been synchronized with the FNDP and JASZ processes.  
 25 Furthermore, the UNDAF demarcates the UN System's scope of activities within the broader context of the JASZ, which aims to rationalize support being provided by Zambia's major development partners to the GRZ.

## Section 2: Results

### 2.2 HIV and AIDS

#### 2.2.1 National development priorities

GRZ's vision for HIV AND AIDS is to transform Zambia into a productive nation free from the threat of HIV and AIDS (GRZ, 2005d). To this effect the GRZ has signed a number of declarations of commitment including the Abidjan (1997), Abuja (2001), UNGASS (2001) and SADC (2003) declarations. The GRZ's priorities and strategy in dealing with the AIDS pandemic are clearly laid out in the 2002-2005 national HIV and AIDS intervention strategic plan. Furthermore, as a signatory to the Millennium Declaration and the MDGs, the GRZ has committed itself to working towards halting and reversing the spread of HIV by 2015.

The GRZ's main objective set out in the FNNDP is to prevent, halt and begin to reverse the spread and impact of HIV and AIDS by 2010 (GRZ, 2005d). As part of its response, the GRZ has put in place a number of national support structures. These include a high level cabinet committee on HIV and AIDS, which provides overall policy guidance and the Zambia National Aids Council (NAC), tasked with coordinating and supporting the development of a multi-sectoral national response. At an operational level, the GRZ has endorsed the 'Three Ones' principle promoted by UNAIDS, which seeks to strengthen one national institutional framework, one national integrated plan and one national monitoring and evaluation framework (NAC, 2005).

#### 2.2.2 Expected UNDAF outcome and rationale

**UNDAF OUTCOME 1:  
THE MULTI-SECTORAL  
RESPONSE TO  
HIV AND AIDS  
AT NATIONAL,  
PROVINCIAL AND  
DISTRICT LEVEL  
SCALED UP BY 2010.**

As noted above, HIV and AIDS has intensified and re-shaped Zambia's development challenges, in response to which the United Nations system has been working in support of the GRZ in its efforts to mitigate the human and social effects of the pandemic. A strong case was put forward in the course of the preparation of the UNDAF, supporting the intensification of the United Nations presence in the area of HIV and AIDS in general and the scaling-up of the ongoing multi-sectoral response in particular.

The United Nations system in Zambia has been successful in leveraging its technical expertise on HIV and AIDS prevention and treatment, in support of GRZ initiatives. This is largely as a result of the commitment made by the UN in July 2003, to develop a joint United Nations implementation support plan (ISP), as a means of supporting the GRZ's priorities, laid out in the national AIDS intervention strategic

## Section 2: Results

plan<sup>26</sup> (NAISP) (UNAIDS, 2005). The United Nations' commitment to developing a joint ISP subsequently paved the way for the initiation of joint and collaborative programming mechanisms, bringing together all United Nations agencies working in the area of HIV AND AIDS in Zambia.<sup>27</sup>

Given the need to align the United Nations systems support with the GRZ's priorities, the UNDAF outcome was defined in line with the spirit of the forthcoming 2006-2010 NAISP. Unlike the previous NAISP, the new plan is being developed in a 'bottom-up' manner, so as to include districts and provinces in the development of multi-sectoral AIDS plans.

### *2.2.3 Achieving the UNDAF outcome: country program outcomes and partnerships*

The achievement of the UNDAF outcome is contingent upon inducing the institutional and/or behavioural changes described in the country program outcomes below.



The United Nations system has designed 'three core strategies to support the NAC, as a means of achieving the institutional change described in the first country pro-

### **COUNTRY PROGRAM OUTCOMES: HIV AND AIDS**

- *An effective, efficient NAC able to achieve its mandate*
- *Access to a comprehensive, effective package of HIV preventative services, based on approaches that address the underlying drivers of the epidemic*
- *Access for treatment, care and support increased*
- *The institutional capacity to mitigate the socio-economic impact for people infected and affected by HIV and AIDS strengthened*

gramme outcome. These strategies include: supporting the operationalization of the new NASF; and developing provincial, district and community level capacity to feed into the development of the remaining two 'ones' i.e. strengthening the national institutional and M&E frameworks.

The United Nations system has further designed five core strategies as a means of

<sup>26</sup> The previous NAISP ended in 2005, while the present version covers the period of 2006-2010.

<sup>27</sup> To this end a UN Theme Group on HIV AND AIDS was established under the auspices of the resident coordinator system, as a means of bringing together the activities and resources of the United Nations organizations resident in Zambia. The group serves as a vehicle for information sharing and joint planning around areas of common interest, decision making and as a focal point, through which the United Nations system in Zambia engages the outside world on HIV AND AIDS related issues.



## Section 2: Results

achieving desired institutional changes in the areas of prevention and treatment, three of which specifically target the promotion of vulnerable groups. These include: the development of national strategies aiming at both the prevention of the spread of HIV and AIDS, and the universalization of access to treatment; and the development of specific prevention strategies and mechanisms targeting vulnerable groups.

The intended institutional change described in the last country programme outcome connects the United Nations planned interventions, dealing with the human and the developmental dimensions of the AIDS pandemic. As a result, unlike the first three country programme outcomes, the strategies designed to achieve this country programme outcome receive support from all the strategies and other deliverables feeding into the achievement of the remaining three UNDAF outcomes and visa-versa.

As noted in the 'division of labour table' (see appendix D1), all United Nations agencies in Zambia will work together to support both GRZ, through NAC and civil society organizations<sup>28</sup>, as a means of achieving the institutional change described in the first UNDAF outcome.

### 2.3 Basic Social Services

#### 2.3.1 National development priorities

The UN system decided to focus support to GRZ in the areas of: education, health and social protection. GRZ's priorities in these areas are laid out in the chapters of the FNDP dealing with each of these areas.

In the case of the health sector, GRZ's overall goal over the next five years is: "to further improve health service delivery in order to significantly contribute to the attainment of the health related Millennium Development Goals and national health priorities" (GRZ, 2005f). Ten national priorities are listed, seven relating to the realization of MDG goals 4, 5, 6, 7 and 8<sup>29</sup>, and the remaining three relating to capacity development in the areas of: human resources, infrastructure and service delivery.

GRZ's overall goal for the education sector is to provide education and skills training opportunities for sustainable livelihood and development. The FNDP lists twenty-one development priorities as feeding into this goal, each of which is consistent with the EFA goals and the MDGs (GRZ, 2005.g). This is also reaffirmed by the national education policy (NEP) and the national employment and labour market policy (NELMP).

The GRZ's social protection goal is: "to contribute to the security of all vulnerable Zambians by ensuring that incapacitated and low capacity households and people have sufficient livelihood security to meet basic needs, and protection from the worst impacts of risks and shocks" (GRZ, 2005e). This includes large numbers of workers lacking any social protection, such as those working in the informal economy. Six development priorities are listed, drawn directly from the overall goal. The NELMP also promotes greater inclusiveness and social protection for all. The FNDP and NELMP both stress the need for adequate social protection for HIV and AIDS affected households and persons who have vulnerable children.

<sup>28</sup> With a special emphasis upon CSOs dealing with issues affecting PLWA's and other vulnerable groups.

<sup>29</sup> Reducing maternal mortality ratio, reducing mortality ratio of children under five years of age, combating HIV and AIDS, malaria and major diseases, improving access to water sanitation (target under MDG 7) and ensuring the availability of essential drugs (target under MDG 8) respectively.

## Section 2: Results

### 2.3.2 Expected UNDAF outcome and rationale

#### **UNDAF OUTCOME 2: BY 2010, ACCESS OF VULNERABLE GROUPS TO QUALITY BASIC SOCIAL SERVICES INCREASED.**

As noted earlier, the AIDS pandemic has contributed in various ways to the deterioration of the quality and/or quantity of basic public goods and services available to Zambians. In the case of the health sector, as a result of the combination of severe demand and supply side pressures, while in the case of the education sector, though supply side pressures, that have served to undermine the quality of education provided.

The decrease in access to quality basic services affects Zambians in multiple ways and to different degrees, conditioned largely by individuals and households consumption patterns and access to rights. In view of this, a strong case was made during the UNDAF preparation process, for United Nations support in this area to be concentrated on, assisting GRZ to increase the access of vulnerable groups to quality basic social services. The United Nations will also support the implementation of the FNDP and NELMP as they relate to social protection for vulnerable workers and HIV and AIDS affected households.

Various United Nations agencies resident in Zambia have been actively supporting GRZ in its efforts to improve the quality of services provided in areas including: basic education, reproductive health and social safety nets. In doing so, the United Nations has been able to exploit and develop its comparative advantage over many actors in these areas, based upon its pool of technical expertise and its access to programming experiences from a broad range of countries on these issues. At an institutional level, the United Nations is uniquely positioned in Zambia to champion for increasing the access to basic services of the most vulnerable, in the light of both its convening power and its privileged relationship with GRZ and civil society.

### 2.3.3 Achieving the UNDAF outcome: country program outcomes and partnerships

As noted above, the achievement of this UNDAF outcome is contingent upon inducing the institutional and/or behavioural changes described in the country program outcomes below.

#### **COUNTRY PROGRAM OUTCOMES: BASIC SOCIAL SERVICES**

- *Access of vulnerable groups to quality health services increased*
- *Access to quality basic education of vulnerable children increased*
- *Social safety nets for vulnerable groups strengthened*

## Section 2: Results

The United Nations system has identified four areas in which to support the development of national capacity, as a means of achieving the institutional changes described in the first and second country programme outcomes. These areas include both: health and nutrition services; and integrated reproductive health services<sup>30</sup> in the case of country programme outcome 1 and early childhood care; and basic education<sup>31</sup> in the case of country programme outcome 2. In addition, in order to enhance the prospects of decent employment, attention will also be given to supporting the provision of technical, vocational and entrepreneurial training to assist young women and men to find gainful employment after school.

The United Nations system<sup>32</sup> has identified a further two areas in which to contribute to national and sub-national capacity development efforts, as a means of achieving the institutional change described in country programme outcome 3. These areas include: the community-level structures tasked with providing care and protection to the most vulnerable groups; and the responsiveness of basic service providers to gender based inequalities. Further a clean environment plays a catalytic role in the provision of education and health services. In this regard the United Nations system will contribute to the strengthening of national institutions for mainstreaming of environmental provisions of basic social services.

The United Nations system will support both GRZ, through the MOH, MOE and other relevant line ministries, and civil society and faith-based organizations, and through supporting the implementation of policies such as the NELMP as a means of achieving the institutional change described in the second UNDAF outcome.

### 2.4 Governance

#### 2.4.1 National development priorities

GRZ embraces the need to promote the observance of the principles underlying good governance, demonstrated by its having signed numerous conventions and agreements to this effect, including NEPAD and the Millennium Declaration. The need to operationalize the good governance agenda has also been explicitly recognized in the FNDP, where it has been addressed both within a dedicated chapter and as a crosscutting theme within most of the sectors covered.



<sup>30</sup> With a special emphasis upon children under five and obstetric emergencies respectively.

<sup>31</sup> Targeting the performance in learning achievements, enrolment and completion, with a special emphasis on the girl child.

<sup>32</sup> With leadership in the various areas being provided by UNICEF, UNFPA, WFP, WB, UNHCR, WHO, ILO and UNESCO.

## Section 2: Results

### 2.4.2 Expected UNDAF outcome and rationale

#### **UNDAF OUTCOME 3: BY 2010, INSTITUTIONS, SYSTEMS AND PROCESSES IN SUPPORT OF NATIONAL DEVELOPMENT PRIORITIES STRENGTHENED**

There is no one accepted definition of governance in the academic literature, however most of the definitions that have succeeded in gaining currency have sought to emphasize the distinction between 'governance' and 'government'. The United Nations system considered two such definitions relating, on one hand, to institutions and on the other to systems and processes.

The first definition relating to the institutional dimension of governance focuses upon the nature of organization. Governance is defined here as the involvement of a wide range of institutions and actors in the production of policy.<sup>33</sup> Here governance is seen as being a broader category than government, with government being one component of governance amongst many.

The second definition relating to systems and processes focuses upon the nature of the relationships between organizations. Here governance is defined as a particular form of coordination, involving the use of

networks and partnerships, with a range of actors described below. This is contrasted with the 'top-down' hierarchical relationships associated with traditional concepts of 'government'. Good governance under the first definition therefore relates to the degree of inclusiveness in policy-making, while in the second is said to arise from a shift in the nature of coordination from 'government' to 'governance'.<sup>34</sup>

Hence, supporting GRZ's efforts aimed at promoting good governance, as described above, is one of the key entry-points through which the United Nations system in Zambia has been able to champion its overarching normative agenda. In concentrating its resources into this area over the next four years, the United Nations will position itself to exploit important strategic advocacy opportunities, in support of the protection and advancement of the rights of the most vulnerable. In this respect, the United Nations system enjoys a strong comparative advantage in this area, given its privileged relationship with GRZ and civil society, reinforced by the widespread recognition of the United Nations as being an 'honest development broker.' In relation to improved governance in the economic arena, the mechanism of social dialogue between GRZ and representatives of workers' and employers' organizations will be promoted. Further, good governance is a foundation for environmental protection and effective management of natural resources. In domesticating the international agreements and conventions, the United Nations system would extend its assistance in this area to include environmental conventions that could contribute and impact on biodiversity conservation and climate change mitigation and adaptation.

<sup>33</sup> Including civil society and non-governmental organizations, the private sector, as well as state institutions traditionally regarded as part of the government.

<sup>34</sup> That is, moving from a reliance on 'top-down' hierarchical relationships to coordination involving the use of networks and partnerships.

## Section 2: Results

The AIDS pandemic continues to impede the execution of GRZ's good governance agenda, by weakening its institutional capacity to protect the rights of all, while deepening the exclusion of the most vulnerable from decision-making at all levels. Hence, an additional case was made for channelling the resources of the United Nations system into this area, as means of supporting GRZ's efforts, aimed at protecting Zambia's achievements in the area of good governance against the effects of the pandemic.

### *2.4.3 Achieving the UNDAF outcome: country program outcomes and partnerships*

As noted above, the achievement of this UNDAF outcome is contingent upon inducing the institutional and/or behavioural changes described in the country program outcomes below.

### **COUNTRY PROGRAM OUTCOMES: GOVERNANCE**

- *Institutions in support of national development priorities strengthened*
- *Systems & Processes in support of the realization of rights and democratic governance strengthened*

The United Nations system has identified four areas through which it will support the development of GRZ's capacity to execute its good governance agenda, as a means of achieving the institutional changes described in the first country programme outcome. In the first and second areas, the

United Nations plans to support both GRZ's and CSOs capacity to collaboratively fulfill obligations laid out in regional and international conventions and partnerships, including NEPAD. In the third area, the United Nations plans to support the capacity of GRZ and civil society to monitor and evaluate the implementation and impact of the FNDP. While in the fourth area, the United Nations plans to support the capacity of GRZ, CSOs and local communities to promote activities aimed at strengthening self-reliance among vulnerable groups.

The United Nations system has identified a further four areas through which it will contribute to the development of GRZ's capacity, as a means of achieving the institutional change described in country programme outcome 2. In the first and second areas, the United Nations plans to support the development of GRZ's and CSO's advocacy and technical capacities, as a means of ensuring that national laws and policies incorporate safeguards protecting the rights of the most vulnerable. While in the third and fourth areas, the United Nations plans to support the development of the GRZ, CSO's and the private sector's capacity to work collaboratively through the mechanism of social dialogue in strengthening the processes supporting economic, democratic and corporate governance.

As noted above, the United Nations system will support both GRZ, through the relevant line ministries, civil society, the private sector, trade unions, and other key stakeholders, as a means of achieving the institutional change described in the third UNDAF outcome.

## Section 2: Results

### 2.5 Food security

#### 2.5.1 National development priorities

The overall goal for the agricultural sector as set out in both the national agricultural policy (NAP) and the FNDP is: "to promote the development of an efficient, competitive and sustainable agricultural sector, which ensures food security and increased income" (GRZ, 2005f). Within the NAP, GRZ lays out its priorities regarding food security, the main thrust of which is the achievement of national and household food security.

#### 2.5.2 Expected UNDAF outcome and rationale

**UNDAF OUTCOME 4:  
BY 2010, THE PROPORTION  
OF FOOD SECURE HOUSE-  
HOLDS INCREASED FROM  
35 TO 75 PER CENT**

As noted earlier, the overarching strategic focus of the FNDP over the next five years is on rural development. This must be understood as a means of addressing upstream concerns relating to food security,<sup>35</sup> given 46 per cent of Zambians live below the food poverty line<sup>36,37</sup> (LCMS, 2003). Hence, given that improving food security stands out as one of GRZ's

foundational development challenges, directly impeding Zambia's realization of the MDGs, the United Nations system has decided to continue channelling its support into this area.

The achievement of food security at household level depends upon: the availability and access to food and knowledge relating to the constituent elements of a nutritious and balanced diet. As agriculture in Zambia is largely rain fed, the issues of climate change mitigation and adaptation are critical to ensuring food security. In this regard, the United Nations system will support the government in mainstreaming environment in activities of food security.

Food insecurity on the other hand, is seen as stemming from the lack of access to an adequate diet<sup>38</sup> due to: the unavailability of food, income or asset poverty, ineffective distribution mechanisms, or inadequate utilization of food at the household level. Furthermore, HIV and AIDS contributes to food insecurity in many affected households, by reducing food availability and access<sup>39</sup> and by disrupting the stability and quality of food supplies.<sup>40</sup>

Whether a household achieves food security or not is determined by a wide set of complex and inter-related challenges, as a result (of which) interventions in this area must address both supply-side and demand-side variables. Hence, while the United Nations system acknowledged the existence of a comprehensive food security

35 Food security is achieved when all people, at all times, have both physical and economic access to sufficient food to meet their dietary needs for a healthy and productive life (World Bank, 1986.)

36 Zambia's Central Statistical Office setting the minimum daily calorific and protein requirements as 2,094 calories and 55.8 grams respectively.

37 In addition to which, for children under five years of age, the prevalence rate for stunting and the proportion of underweight children stands at 47 per cent and 34 per cent respectively (MDGSR, 2005.)

38 This can be either temporary (transitory food insecurity) or continuous (chronic food insecurity.)

39 Largely through its intensification of labour, income and asset poverty at household level.

40 Resulting from long term shifts to less labour intensive production in households in which the labour supply has been depleted.

## Section 2: Results

component in the recently developed NAP, a strong case was made for the United Nation to support a more multi-sectoral approach to food security. To this effect, various United Nations agencies have been supporting GRZ in its promotion of agricultural sector development in general and in the achievement of food security in particular. As a result of this support, the United Nations has been able to exploit and grow its comparative advantage in this area by leveraging: its technical expertise, its logistical capabilities and its privileged relationship with GRZ and CSOs.

### *2.5.3 Achieving the UNDAF outcome: country program outcomes and partnerships*

The achievement of this UNDAF outcome is contingent upon inducing the institutional and/or behavioural changes described in the country program outcomes below.

### **COUNTRY PROGRAM OUTCOMES: FOOD SECURITY**

- *Multi-sectoral approach to food security strengthened.*
- *Sustainable agricultural production and productivity in risk-prone areas increased*
- *Institutional and household level capacity targeting vulnerable groups and female-headed households for climate change adaptation improvements*
- *Good nutrition practices enhanced among food insecure households and schools*

The UN system has identified two areas through which it will support GRZ's policy formulation and implementation capacity in the domain of food security, as a means of achieving the institutional change described in the first country programme outcome. The United Nations system further identified five areas through which it will support GRZ in achieving the desired institutional changes described in the second, third and fourth country programme outcomes. These areas include: the diversification of sustainable agriculture, promoting job creation in off-farm activities with a particular emphasis on women, strategies to mitigate the impact of HIV and AIDS on agriculture, early warning systems, disaster management and the promotion of good nutrition practices.

As noted above, the United Nations system will support both GRZ, through the relevant line ministries, civil society and other key stakeholders, as a means of achieving the institutional change described in the four UNDAF outcome.



Section 3: Estimated resource requirements

**Table 1: Funds committed to each UNDAF outcome by UN agency (USD 000s)**

Outcome/ Agency	UNDAF Outcome 1: HIV AND AIDS	UNDAF Outcome 2: Basic social services	UNDAF Outcome 3: Governance	UNDAF Outcome 4: Food security	Total by agency
UNDP	4,400		12,600	1,400	18,400
UNICEF	7,500	20,390	2,000	2,170	32,060
FAO				6,450	6,450
UNHCR	TBD (incl. ZI)	TBD (incl. ZI)	TBD (incl. ZI)	TBD (incl. ZI)	TBD (incl. ZI)
ILO	400	In kind	In kind	In kind	400
UNFPA	2,800	922			3,722
WHO	88	770		TBD	858
WB	n/a	n/a			-
UNAIDS	200			In kind	200
WFP		15,700		5,500	21,200
UNECA	In kind		In kind	In kind	-
IOM	TBD				-
IFAD				TBD	TBD
<b>Total by outcome</b>	<b>15,388</b>	<b>37,782</b>	<b>14,600</b>	<b>15,520</b>	<b>83,290</b>

Table 1 above provides estimates of the funds that each United Nations agency plans to raise and make available in support of each UNDAF outcome<sup>41</sup> in its Country Program or projects.

These figures reflect estimates of funds to be channelled into joint programming by the various agencies and therefore cannot, on their own, be taken as indicative of programmatic priorities, based on the relative amounts allocated to each outcome. Furthermore, these estimates are indicative as the actual resource commitments can only be made in Country Program or project documents.

<sup>35</sup> Cost estimates for the achievement of each UNDAF outcome were not available at the time of writing.



## Section 4: Implementation

### 4.1. UNDAF specific coordination and management arrangements

The overall coordination and management of the activities to be undertaken under the first UNDAF outcome will be carried out by the United Nations theme group (UNTG) on HIV AND AIDS (discussed in section 2.2.2). The United Nations theme group receives technical support from the United Nations team on AIDS, comprised of technical officers from each agency. The United Nations technical working group (UNTWG) brings focal points from these teams together and serves as the operational arm of the theme group, facilitated by the UCC, its primary task being to oversee day-to-day activities<sup>42</sup>. The UNTG and the UNTWG will continue to work closely with NAC, which will be the main implementing partner and other relevant stakeholders.

The UNCT proposes the formation of three UNDAF technical working groups,<sup>43,44</sup> to oversee the coordination and management of the activities to be undertaken under the remaining three UNDAF outcomes. Their terms of reference will include: developing individual working group workplans with clear goals and objectives,<sup>45</sup> reviewing these workplans, reviewing M&E activities and ensuring information sharing. The

UNDAF technical working groups will work closely with their relevant GRZ counterparts and other key stakeholders.

### 4.2. Harmonization of programmes

The program cycles of the UNDG executive committee<sup>46</sup> and specialized agencies will be harmonized as closely as possible with the UNDAF and FNDP cycles,<sup>47</sup> both of which are scheduled to end in 2010. Furthermore, individual country program documents will specify linkages between proposed programs and UNDAF priorities.

### 4.3. Development coordination

As noted earlier, the United Nations system in Zambia is a key player in the joint assistance strategy for Zambia (JASZ). Through the JASZ framework, Zambia's co-operating partners have agreed to work jointly in supporting GRZ in the realization of its development objectives. Bringing together the bulk of Zambia's bi- and multi-lateral co-operating partners, the JASZ is the foremost coordination mechanisms in Zambia. The UNDAF will provide a synthesis of the United Nations' contribution to the JASZ, in addition to providing a powerful advocacy tool for the United Nations in its engagement with GRZ, key stakeholders and other co-operating partners.

42 Their terms of reference include: work-plan preparation, participation in strategic planning and review exercises, and the provision of inputs for joint UNAIDS products such as the inventory of UN activities in the HIV AND AIDS sector. In addition, technical working groups serves as the operational 'hub' for task forces dealing with specific issues, such as the World AIDS Campaign and AIDS in the Workplace.

43 To be based upon the inter-agency UNDAF working groups, supporting the UNDAF preparatory process.

44 Under the guidance of a designated 'convening' agency, which will be accountable for the deliverables agreed upon.

45 Which could subsequently be integrated into the resident coordinator's annual report and workplan

46 UNDP, UNICEF, UNFPA and WFP.

47 However, because the duration of the program cycles of the specialized agencies varies, efforts will be made to have UNDAF priorities reflected in the Individual country programs.

## Section 5: Monitoring and Evaluation

Provisions for monitoring and evaluation of the UNDAF are based on the principles that the UNDAF is a living document that is not cast in stone. It will adapt and respond to changes in the economic, political and social situation. Adjustments will be made based on lessons learned in implementation. The UNCT will annually monitor and evaluate the progress towards expected results. An UNDAF mid-term review will be conducted in the end of 2008 to evaluate the achievements and for any mid-course adjustments to ensure that the UNDAF remains focused on national priorities.

Additionally and within sectors and programmes, periodic monitoring will assess the management and efficiency of collaboration. Effective inter-agency collaboration will be included in all agency work plans and reviews. The UNDAF M&E mechanisms will be aligned wherever possible with the national monitoring process and

those of other cooperating partners. An inter-agency monitoring and evaluation group will be created, consisting of M&E officers from the various agencies.

The UN system continues to strengthen national M&E capacities by providing technical assistance in data collection, storage and analysis of the implementation of the UNDAF together with other cooperating partners. The UN will continue to support the Government in the implementation of the Development Assistance Database for Zambia (ZDAD).

Finally, a number of broad assumptions were made in the preparation of the UNDAF. In the event that these assumptions do not hold over the period of the UNDAF cycle, there is a possibility that this may have adverse effects upon the achievement of the UNDAF and country program outcomes. The broad assumptions made are as follows:

### **TABLE 2: MAIN ASSUMPTIONS MADE IN PREPARING ZAMBIA'S UNDAF**

- *Macro economic stability continues*
- *Division of labour between the partners within the JASZ framework is agreed upon*
- *Other development partners continue to contribute to these outcomes*
- *National elections take place peacefully*
- *All stakeholders remain committed to working towards the FNDP*
- *The response time of partners does not delay the implementation of programmes*
- *Natural disasters do not increase in frequency and severity*

Table A1. UNDAF intended outcome 1. HIV and AIDS

Area of cooperation No 1: HIV and AIDS - MDG Goal 6: Combat HIV, AIDS, Malaria and other diseases Target 7: Have Halted by 2015, and begun to reverse the spread of HIV			
National priority goals	Prevent, halt and begin to reverse the spread and impact of the HIV and AIDS epidemic by 2010. National AIDS Strategic Framework (2006-2010) Themes: I. Intensifying prevention; II. Expanding Treatment Care and Support; III. Mitigating the socio-economic impact; IV. Strengthening the decentralized response and mainstreaming HIV and AIDS; V. Improving monitoring of the response; VI. Integrating advocacy and coordination of the multisectoral response.		
UNDAF outcome	The multi-sectoral response to HIV and AIDS at national, provincial and district level scaled up by 2010		
Intended country programme outcomes	Intended country programme outputs	Role of implementing and cooperating partners <i>(tentative, pending division of labour under JASZ)</i>	Resource mobilization targets <i>(in US\$000)</i>
<p><b>1.1. An effective, efficient NAC that is able to achieve its mandate</b></p> <p><b>(Convener: UNDP)</b></p>	<p>1.1.1. Capacity of the Cabinet Committee of Ministers on AIDS, the NAC board, NAC secretariat at national and sub-national levels (PATFs, DATFs and CATFs) to lead, plan, coordinate, monitor and evaluate the gender sensitive and rights based national multi-sectoral response is strengthened (UNDP, WB, UNAIDS)</p> <p>1.1.2. The NAC and sub-national institutional capacity to mainstream HIV and AIDS, gender and human rights into the development framework including the capacity to develop and implement gender sensitive work place policies and programmes in the response to HIV and AIDS strengthened (UNDP, WB, ILO, UNFPA, UNICEF, WHO, UNHCR, FAO, UNFPA, UNECA, UNAIDS)</p>	<p><b>NAC:</b> Lead processes to develop, monitor and evaluate National AIDS Strategic Framework 2006-2010. Also leading processes for highlighting critical micro and macro financial issues related to HIV.</p> <p><b>Government:</b> All ministries (sector and district-level planning); Ministry of Gender and Development, PDCCs, DCCCs for policy and oversight. Cabinet office, MoFNP and Bank of Zambia, to develop fiscal and monetary mechanisms. Permanent Human Rights Commission to provide policy guidance.</p> <p><b>Civil Society:</b> NZP+, CHAZ, THAPAZ, ZINGO, ZNAN, ZBCA, NGOCC, ZARAN, Youth Forum – to contribute to advocacy, policy dialogue, implementation, monitoring with a focus on evidence of constraints and best practices.</p> <p><b>Bilateral / development partners:</b> JFA group<sup>6</sup>, USG, GFATM, JICA, ADB, regional economic bodies for technical and financial support. 2 bilateral partners sub-leads in JASZ support to AIDS sector with the UN lead.</p>	<p>UNDP: 8,400,000 UNICEF: 2,000,000 WHO: 40,000 ILO: 400,000 UNAIDS (PAF 2006/7): 250,000</p>

<sup>6</sup> The Joint Financing Arrangement group includes: DfID, Irish Aid, Royal Netherlands Embassy, Norwegian Embassy, SIDA

Table A1. UNDAF intended outcome 1. HIV and AIDS

Area of cooperation No 1: HIV and AIDS - MDG Goal 6: Combat HIV, AIDS, Malaria and other diseases Target 7: Have Halted by 2015, and begun to reverse the spread of HIV			
National priority goals	Prevent, halt and begin to reverse the spread and impact of the HIV and AIDS epidemic by 2010. National AIDS Strategic Framework (2006-2010) Themes: I. Intensifying prevention; II. Expanding Treatment Care and Support; III. Mitigating the socio-economic impact; IV. Strengthening the decentralized response and mainstreaming HIV and AIDS; V. Improving monitoring of the response; VI. Integrating advocacy and coordination of the multisectoral response.		
UNDAF outcome	The multi-sectoral response to HIV and AIDS at national, provincial and district level scaled up by 2010		
Intended country programme outcomes	Intended country programme outputs	Role of implementing and cooperating partners <i>(tentative, pending division of labour under JASZ)</i>	Resource mobilization targets <i>(in US\$000)</i>
<p><b>1.1. An effective, efficient NAC that is able to achieve its mandate</b></p> <p><b>(Convener: UNDP)</b></p>	<p>1.1.3. The NAC and sub-national institutional capacity for gender responsive M&amp;E, including gender analysis and documentation, database and information systems development and implementation in place and linked to the Central Statistical Office (UNAIDS, all)</p> <p>1.1.4. A national framework to support capacity development within key institutions addressing the impacts of HIV and AIDS, involving people living with HIV, and operationalized by 2010 (WB, UNDP, ILO, IMF, UNICEF, WFP)</p> <p>1.1.5. Macro-economic framework including harmonized resource tracking system that integrate HIV and AIDS developed by 2008 and implemented by 2010 (WB, UNDP, IMF, ECA)</p>	<p><b>NAC:</b> Lead processes to develop, monitor and evaluate National AIDS Strategic Framework 2006-2010. Also leading processes for highlighting critical micro and macro financial issues related to HIV</p> <p><b>Government:</b> All ministries (sector and district-level planning); Ministry of Gender and Development, PDCCs, DCCCs for policy and oversight. Cabinet office, MoFNP and Bank of Zambia, to develop fiscal and monetary mechanisms. Permanent Human Rights Commission to provide policy guidance.</p> <p><b>Civil Society:</b> NZP+, CHAZ, THAPAZ, ZINGO, ZNAN, ZBCA, NGOCC, ZARAN, Youth Forum – to contribute to advocacy, policy dialogue, implementation, monitoring with a focus on evidence of constraints and best practices</p> <p><b>Bilateral / development partners:</b> JFA group<sup>6</sup>, USG, GFATM, JICA, ADB, regional economic bodies for technical and financial support. 2 bilateral partners sub-leads in JASZ support to AIDS sector with the UN lead</p>	<p>UNDP: 8,400,000 UNICEF: 2,000,000 WHO: 40,000 ILO: 400,000 UNAIDS (PAF 2006/7): 250,000</p>
	<p><sup>6</sup> The Joint Financing Arrangement group includes: DFID, Irish Aid, Royal Netherlands Embassy, Norwegian Embassy, SIDA</p>		

Table A1. UNDAF intended outcome 1. HIV and AIDS

Area of cooperation No 1: HIV and AIDS - MDG Goal 6: Combat HIV, AIDS, Malaria and other diseases Target 7: Have Halted by 2015, and begun to reverse the spread of HIV			
National priority goals	Prevent, halt and begin to reverse the spread and impact of the HIV and AIDS epidemic by 2010. National AIDS Strategic Framework (2006-2010) Themes: I. Intensifying prevention; II. Expanding Treatment Care and Support; III. Mitigating the socio-economic impact; IV. Strengthening the decentralized response and mainstreaming HIV and AIDS; V. Improving monitoring of the response; VI. Integrating advocacy and coordination of the multisectoral response.		
UNDAF outcome	The multi-sectoral response to HIV and AIDS at national, provincial and district level scaled up by 2010		
Intended country programme outcomes	Intended country programme outputs	Role of implementing and cooperating partners <i>(tentative, pending division of labour under JASZ)</i>	Resource mobilization targets <i>(in US\$000)</i>
<b>1.2 Access to an effective and comprehensive package of HIV prevention services, based on approaches that address the underlying drivers of the epidemic, is increased</b> <b>(Convener: UNFPA)</b>	1.2.1 Capacity to provide quality HIV prevention services and commodities strengthened (UNFPA, UNICEF, WHO, WB, ILO, UNHCR, UNAIDS)  1.2.2 Capacity to provide quality PMTCT services in all districts strengthened (UNICEF, UNFPA, WHO, WFP)  1.2.3 Capacity of government and civil society partners to develop and implement culturally relevant, gender appropriate and age-sensitive behaviour change interventions strengthened, with special emphasis on vulnerable groups <sup>7</sup> (UNFPA, UNICEF, WHO, WFP, ILO, UNHCR, IOM, WB, UNAIDS)	<p><b>NAC:</b> Leading processes for development and monitoring of national prevention strategy.</p> <p><b>Government:</b> Line ministries for development of policy and supporting implementation.</p> <p><b>Civil Society:</b> NZP+, CHAZ, THAPAZ, ZINGO, ZNAN, ZBCA, NGOCC, ZARAN, AMICAAL, SWAAZ, SFH, YWCA, WLSA, WILDAF, CIDRZ, World Vision, CRS, Youth Forum – to contribute to advocacy, policy dialogue, implementation, monitoring with a focus on evidence of constraints and best practices.</p> <p><b>Bilateral / development partners:</b> JFA group<sup>8</sup> of donors, USG, CIDA, ADB, JICA, EU, and GFTAM for financial and technical support.</p> <p><sup>6</sup> The Joint Financing Arrangement group includes: DfID, Irish Aid, Royal Netherlands Embassy, Norwegian Embassy, SIDA</p>	UNFPA: 2,800,000 UNICEF: 12,000,000 WHO: 88,000 UNDP: 400,000 WFP: 8,000,000 UNHCR: 180,000 ILO: 400,000 IOM: TBD
	<sup>7</sup> In the Zambia context, vulnerable groups refer to: people living with HIV, women and girls, young people in general, refugees, migrant workers, sex workers, prisoners, and unformed services		

Table A1. UNDAF intended outcome 1. HIV and AIDS

Area of cooperation No 1: HIV and AIDS - MDG Goal 6: Combat HIV, AIDS, Malaria and other diseases Target 7: Have Halted by 2015, and begun to reverse the spread of HIV			
National priority goals	Prevent, halt and begin to reverse the spread and impact of the HIV and AIDS epidemic by 2010. National AIDS Strategic Framework (2006-2010) Themes: I. Intensifying prevention; II. Expanding Treatment Care and Support; III. Mitigating the socio-economic impact; IV. Strengthening the decentralized response and mainstreaming HIV and AIDS; V. Improving monitoring of the response; VI. Integrating advocacy and coordination of the multisectoral response.		
UNDAF outcome	The multi-sectoral response to HIV and AIDS at national, provincial and district level scaled up by 2010		
Intended country programme outcomes	Intended country programme outputs	Role of implementing and cooperating partners <i>(tentative, pending division of labour under JASZ)</i>	Resource mobilization targets <i>(in US\$000)</i>
<b>1.3 Access for treatment, care and support is increased</b>  <b>(Convener: WHO)</b>	1.3.1 A comprehensive national strategy towards universal equitable access to treatment, care and support for people living with HIV and their families, with clearly defined targets and a roadmap reflecting, in particular, the specific needs of children and women, developed. (WHO, UNICEF, UNFPA, UNAIDS, all).  1.3.2 Capacity for procurement and logistics management with a focus on a comprehensive framework, infrastructure and delivery systems strengthened by 2008 (UNICEF, WHO, UNFPA, UNDP, WB).  1.3.3 Capacity for rolling out equitable treatment and care services that also address stigma, discrimination and gender-based violence (ART, OI, HBC, STIs, palliative care, etc.), including quality assurance, strengthened (WHO, UNICEF, UNDP, UNFPA, WFP, UNAIDS).  1.3.4 Most vulnerable food-insecure PLWHs and households affected by HIV and AIDS provided with food assistance (WFP)	<p><b>NAC:</b> Leading processes for development, coordination and monitoring of universal access strategy.</p> <p><b>Government:</b> MoH, MoE, MCDSS, and DMMU for development of policy and supporting implementation.</p> <p><b>Civil Society:</b> To contribute to advocacy, policy dialogue, implementation and monitoring with a focus on evidence of constraints and best practices. Specifically, NZP+ on advocacy and treatment preparedness, World Vision, Care International, CRS, OXFAM, SNV, Concern International, PCI for food distribution, and support to HBC; CHAZ (HBC); ZINGO, ZNAN, CHEP, CCF, KARA, Youth Forum, and SWAAZ.</p> <p><b>Bilateral / development partners:</b> USG, GFATM, JFA group<sup>6</sup>, Canada, EU, and ADB for technical, logistical and financial support.</p> <p><sup>6</sup> The Joint Financing Arrangement group includes: DfID, Irish Aid, Royal Netherlands Embassy, Norwegian Embassy, SIDA</p>	UNDP: 400,000 WFP: 79,600,000 UNICEF: 24,000,000 WHO: 200,000 UNHCR: 180,000 UNFPA: 2,800,000 IOM: TBD WB : TBD

Table A1. UNDAF intended outcome 1. HIV and AIDS

Area of cooperation No 1: HIV and AIDS - MDG Goal 6: Combat HIV, AIDS, Malaria and other diseases Target 7: Have Halted by 2015, and begun to reverse the spread of HIV			
National priority goals	Prevent, halt and begin to reverse the spread and impact of the HIV and AIDS epidemic by 2010. National AIDS Strategic Framework (2006-2010) Themes: I. Intensifying prevention; II. Expanding Treatment Care and Support; III. Mitigating the socio-economic impact; IV. Strengthening the decentralized response and mainstreaming HIV and AIDS; V. Improving monitoring of the response; VI. Integrating advocacy and coordination of the multisectoral response.		
UNDAF outcome	The multi-sectoral response to HIV and AIDS at national, provincial and district level scaled up by 2010		
Intended country programme outcomes	Intended country programme outputs	Role of implementing and cooperating partners (tentative, pending division of labour under JASZ)	Resource mobilization targets (in US\$000)
<b>1.4 The institutional capacity to mitigate the socioeconomic impact for people infected and affected by HIV and AIDS strengthened.</b>  <b>(Convenor: UNICEF)</b>	1.4.1 Existing international commitments on HIV including instruments for Human Rights protection for People Living with HIV and their families, particularly women and girls, enforced (UNDP, UNICEF, ILO, UNFPA, UNAIDS)  1.4.2 Approaches for sustainable economic empowerment and mitigation of HIV and AIDS at community level with a focus on women & girls' access to credit, business and leadership skills in order to break the cycle of poverty, gender inequality and vulnerability to HIV transmission developed (WB, UNDP, UNICEF, ILO, FAO, UNFPA, UNAIDS)  1.4.3 Support to enhancing livelihoods and food security (FAO, WFP, WHO, UNICEF)  1.4.4 National coordinating mechanism on OVC providing effective national coordination, policy guidance and monitoring OVC interventions strengthened. (UNICEF, WFP, FAO, UNDP)	<p><b>NAC:</b> Leading processes for development, coordination and monitoring of universal access strategy.</p> <p><b>Government:</b> MoH, MACO, MoE, MCDSS, DMMU, MoJ, Human Rights Commission for development of policy and support to implementation and monitoring. The National Steering Committee on OVC: leading process for national coordination with NAC, MCDSS and other partners as well as development and implementation of a decentralized National Plan of Action on OVC. Membership to NSC OVC includes MCDSS, NAC, MoE, MoH, FBOs USG, Dfid, UNICEF and other development partners..</p> <p><b>Civil Society:</b> To contribute to advocacy, policy dialogue, implementation, monitoring with a focus on evidence of constraints and best practices - NZP+, ZARAN, World Vision, Care International, CRS, OXFAM, SNV, Concern International, PCI, CHAZ, ZINGO, ZNAN, CHEP, CCF, KARA, Youth Forum.</p> <p><b>Bilateral / development partners:</b> USG, GFTAM, JFA group of donors, Canada, EU, ADB for technical and financial support, and food distribution.</p>	FAO: 1,200,000 WFP: 1,000,000 UNICEF: TBD UNDP: 800,000

\* Support for implementation of social protection strategy providing social safety net for vulnerable households and in particular elderly headed households caring for OVC will be addressed under UNDAF Outcome 2 on Basic Social Services

Table A2. UNDAF intended outcome 2. Basic social services

Area of cooperation No 2: Basic social services - MDG Goals: 1, 2, 3, 4, 5, 6, 7			
National priority goals	Intended country programme outputs	Role of implementing partners and cooperating partners (tentative, pending division of labour under JASZ)	Resource mobilization targets (in US\$000)
<ul style="list-style-type: none"> <li>To further improve health and nutrition service delivery in order to significantly contribute to the attainment of the health related Millennium Development Goals and national health priorities.</li> <li>Contribute to the national efforts to achieve universal primary education and gender equality</li> <li>To contribute to the social protection of vulnerable groups by ensuring that incapacitated and low capacity households have sufficient livelihood security to meet basic needs, and are protected from the worst impacts of risks and shocks.</li> </ul>	<p>By 2010, access of vulnerable groups to quality basic social services increased</p>		
<p><b>1. Access of vulnerable groups to quality health and nutrition services increased</b></p>	<p>1.1 National and local capacities for preventive and curative health and nutrition services for children under five years strengthened, including safe water and sanitation. (Convenor: UNICEF w/UNFPA, WFP and WHO, UNHCR)</p> <p>1.2 National and Local capacities for quality integrated reproductive health services, including emergency obstetric care and newborn care, strengthened. (Convenor: UNFPA w/UNICEF, WFP, WHO, and UNHCR)</p> <p>1.3 Capacity Development at National and Local Levels: Health worker capacities in the provision of essential health and nutrition, water and sanitation interventions strengthened (Convenor: WHO, UNDP (???) w/UNFPA, UNICEF and WHO)</p>	<p><b>Cooperating partners</b> -- Likely to provide technical and financial support to the Ministry of Health and Environmental Council of Zambia for strengthening their capacities for improved service delivery and enforcement of environment standards respectively</p> <p>Church Health Association of Zambia oversees faith based health facilities in the country.</p> <p><b>National counterparts</b> –</p> <ul style="list-style-type: none"> <li>National Food and Nutrition Commission coordinates the nutrition interventions.</li> <li>National Malaria Control Center leads roll-back malaria programme in Zambia.</li> <li>Society for Family Health is responsible for social marketing for health.</li> <li>Planned Parenthood Association of Zambia participates in service delivery and training of service providers.</li> <li>Ministry of Local Government and Housing, National Water and Sanitation Council,</li> </ul>	<p>UNFPA- 4,820</p> <p>UNICEF- 6,350</p> <p>WFP- 7,000</p> <p>WHO- 770</p> <p>UNDP -500</p> <p>UNHCR- 433</p>



Table A2. UNDAF intended outcome 2. Basic social services

<b>Area of cooperation No 2: Basic social services - MDG Goals: 1, 2, 3, 4, 5, 6, 7</b>			
<b>National priority goals</b>	<ul style="list-style-type: none"> <li>To further improve health and nutrition service delivery in order to significantly contribute to the attainment of the health related Millennium Development Goals and national health priorities.</li> <li>Contribute to the national efforts to achieve universal primary education and gender equality</li> <li>To contribute to the social protection of vulnerable groups by ensuring that incapacitated and low capacity households have sufficient livelihood security to meet basic needs, and are protected from the worst impacts of risks and shocks.</li> </ul>	<b>UNDAF outcome</b>	By 2010, access of vulnerable groups to quality basic social services increased
<b>Intended country programme outcomes</b>	<b>Intended country programme outputs</b>	<b>Role of implementing partners and cooperating partners</b> <i>(tentative, pending division of labour under JASZ)</i>	<b>Resource mobilization targets</b> <i>(in US\$000)</i>
<b>2. Access to quality early and basic education of vulnerable children increased.</b>	<p>2.1 National and local government, civil society and community capacities for policy and programme development and implementation for quality early childhood care and development strengthened. (Convenor: UNICEF w/UNESCO, WFP, UNHCR and World Bank)</p> <p>2.2 Enrolment, completion, quality and learning achievements in basic education, with particular focus on girls, strengthened. (Convenor: UNICEF, w/WFP w/UNESCO, UNFPA, UNHCR and ILO)</p>	<p><b>Cooperating partners</b> – Likely to provide technical and financial support to the Ministry of Education, FAWEZA, ZCSS, ZOCS, Education Development Centre. Curriculum development Centre of Zambia leads curriculum development &amp; improvement and integrating strategic environment assessments and SRH including HIV and AIDS</p>	<p>UNFPA- 280 UNICEF- 9,900 WFP- 5,000 UNHCR- 377 ILO - TBD World Bank- TBD</p>

Table A2. UNDAF intended outcome 2. Basic social services

<b>Area of cooperation No 2: Basic social services - MDG Goals: 1, 2, 3, 4, 5, 6, 7</b>			
<b>National priority goals</b>	<ul style="list-style-type: none"> <li>To further improve health and nutrition service delivery in order to significantly contribute to the attainment of the health related Millennium Development Goals and national health priorities.</li> <li>Contribute to the national efforts to achieve universal primary education and gender equality</li> <li>To contribute to the social protection of vulnerable groups by ensuring that incapacitated and low capacity households have sufficient livelihood security to meet basic needs, and are protected from the worst impacts of risks and shocks.</li> </ul>	<b>UNDAF outcome</b>	By 2010, access of vulnerable groups to quality basic social services increased
<b>Intended country programme outcomes</b>	<b>Intended country programme outputs</b>	<b>Role of implementing partners and cooperating partners</b> <i>(tentative, pending division of labour under JASZ)</i>	<b>Resource mobilization targets</b> <i>(in US\$000)</i>
<b>3. Social safety nets for vulnerable groups strengthened.</b>	3.1 National, sub-national and Community capacities to support and improve national delivery of social protection programmes as defined in the Fifth National Development Plan (FNDP) to vulnerable people strengthened. (Convenor: UNICEF w/UNFPA, UNHCR, ILO and WFP)	<p><b>Cooperating partners</b> -- Cooperating partners -- GTZ, USAID, JICA, Project Concern International, Scope of OVC, World Vision, Care International provide technical and financial support to the Ministry of Community Development and Social Services, DFID</p> <p>Government -- Gender In Development Department coordinates gender mainstreaming and empowerment in the country. Ministry of Community Development and Social Services,</p> <p>Civil society -- NGOCC coordinates all NGOs dealing with gender issues.</p>	<p>UNICEF- 4,140</p> <p>WFP- 10,000</p> <p>UNHCR- 250</p> <p>ILO - TBD</p>
	3.2 Capacity for gender responsiveness of institutions and providers of basic social services strengthened. (Convenor: UNFPA with WFP, UNDP, UNICEF.		

Table A3. UNDAF intended outcome 3. Governance

<b>Area of cooperation No 3: Governance - MDG Goals: 1, 3, 7, 8</b>					
<b>National priority goals</b>					
<ul style="list-style-type: none"> <li>To promote the observance of good governance principles</li> </ul>					
<b>UNDAF outcome</b>					
By 2010, institutions, systems and processes in support of National development priorities strengthened					
<b>Country programme outcomes</b>	<b>Country programme outputs</b>	<b>Role of partners</b>	<b>Resource mobilization targets</b> <i>(in US\$000)</i>		
<b>1. Institutions in support of national development priorities strengthened.</b>	<p>1.1 Strategy for meeting State Party reporting obligations for international Conventions in place by 2010. Convenor: UNDP</p> <p>1.2 NEPAD Secretariat functional by end of 2008. Convenor: UNDP</p>	<p>1.1.1 ILO, UNDP, UNICEF and UNHCR will provide technical assistance to GRZ through the parliament and relevant line ministries and the relevant CSO's dealing with Human rights and the Human Rights Commission. The various agencies will provide specialized assistance in the following areas: CRC-UNICEF, CEDAW-UNFP/UNICEF, Human Rights - UNDP, Refugee laws-UNHCR</p>	<p>UNDP 4,000,000 UNICEF 500,000 UNHCR 4,000,000 ILO in kind UNECA in kind</p>		
	<p>1.3 Strategy for monitoring the implementation of the National Development Plan and evaluating its impact in place by the end of 2007. Convenor: UNDP</p>	<p>1.2.1 UNDP and UNECA will assist GRZ by supporting the preparation of job descriptions for staff, training of staff and the development of an M&amp;E framework for the NEPAD Secretariat.</p>			
	<p>1.4 Strategic plan aimed at promoting self-reliance amongst vulnerable groups developed and in place by 2010. Convenor: UNHCR</p>	<p>1.3.1 UNDP, UNICEF, UNECA, ILO, will provide technical assistance to the GRZ through MoFNP &amp; CSOs.</p>			
		<p>1.4.1 UNHCR and UNICEF will facilitate collaboration within UN system to support GRZ, through relevant line ministries and CSO's in the development of this strategic plan</p>			

Table A3.UNDAF intended outcome 3. Governance

Area of cooperation No 3: Governance - MDG Goals: 1, 3, 7, 8			
National priority goals			
<ul style="list-style-type: none"> <li>To promote the observance of good governance principles</li> </ul>			
By 2010, institutions, systems and processes in support of National development priorities strengthened			
UNDAF outcome	Country programme outputs	Role of partners	Resource mobilization targets (in US\$000)
<p><b>2. Systems &amp; Processes in support of the realization of rights and democratic governance strengthened</b></p>	<p>2.1 Laws and policies reviewed and harmonized with ratified international Conventions Convenor: UNICEF</p> <p>2.2 Legal framework for protection and enforcement of human rights strengthened Convenor: UNICEF</p> <p>2.3 Systems supporting democratic governance strengthened Convenor: UNDP</p> <p>2.4 Corporate governance standards in place and functional by 2010 Convenor: UNECA</p>	<p>2.1.1 UNICEF, UNDP &amp; ILO will support the MOJ and the MLSS in the drafting of legislation and sector Ministries in the review of GRZ policies.</p> <p>2.2.1 UNICEF, UNHCR, UNDP, UNICEF will play an advocacy role in support of the rights of vulnerable groups. UNDP and ILO will work together in training personnel from the MOHA and MLSS, the Judiciary, Human Rights, CSO's and the Human Rights Commission.</p> <p>2.3.1 UNECA, UNDP and ILO will provide technical assistance. UNDP will provide the training and technical support to the Electoral Commission, the decentralization process and CSO' s.</p> <p>2.4.1 UNECA, ILO UNDP. UNECA and UNDP will provide training on corporate governance to the private sector and MOFNP, while ILO will sensitise the Zambian Federation of Employers</p>	<p>UNDP 8,600,000</p> <p>UNICEF 1,500,000</p> <p>UNHCR 2,000,000</p> <p>ILO in kind</p> <p>UNECA in kind</p>

Table A4. UNDAF intended outcome 4. Food Security

<b>Area of cooperation No 4: Food security - MDG Goals: 1, 2, 4, 5, 6, 7</b>			
<b>National priority goals</b>	<ul style="list-style-type: none"> <li>• National Agriculture Policy; Disaster Management and Mitigation Policy; National Nutrition Policy; FNDP</li> <li>• National and household food security achieved</li> <li>• To promote development of an efficient, competitive and sustainable agricultural sector, which ensures food security and increased income, and environmental sustainability for all particularly vulnerable groups, including female-headed households.</li> </ul>		
<b>UNDAF outcome</b>	<ul style="list-style-type: none"> <li>• By 2010, the proportion of food secure households increased from 33% to 75%</li> <li>• By 2010, the proportion of food secure households among female-headed households increases to 60%</li> </ul>		
<b>Country programme outcomes</b>	<b>Country programme outputs</b>	<b>Role of partners</b>	<b>Resource mobilization targets (in US\$000)</b>
<b>1. Environmentally sustainable Multi-sectoral approach to food security strengthened</b>	1.1 Capacity for development of the National environmentally sustainable food security policy framework developed by 2010. (FAO, UNDP, UNECA, WFP)	1.1.1 MACO to lead a process involving multi-sectoral stakeholders to formulate the national food security framework within FNDP. Other partners are NFNC, DMMU, CSO, ACF, ZNFU, NGOs, MCDSS. EU and DFID to fund the process	FAO - 150,000 UNECA (in-kind) UNICEF-TBD UNHCR (through Zambia Initiative) ILO- In kind
	1.2 An environmental sustainable multi-sectoral approach to food security functional by 2010. (FAO, WFP)	1.2.1 MACO and other government and non-government partners (NFNC, DMMU, CSO, ACF, ZNFU, NGOs, MCDSS) to implement the food security framework within context of FNDP. EU and DFID to fund the process	

Table A4. UNDAF intended outcome 4. Food Security

Area of cooperation No 4: Food security - MDG Goals: 1, 2, 4, 5, 6, 7			
National priority goals	<ul style="list-style-type: none"> <li>National Agriculture Policy; Disaster Management and Mitigation Policy; National Nutrition Policy; FNDP</li> <li>National and household food security achieved</li> <li>To promote development of an efficient, competitive and sustainable agricultural sector, which ensures food security and increased income, and environmental sustainability for all particularly vulnerable groups, including female-headed households.</li> </ul>		
UNDAF outcome	<ul style="list-style-type: none"> <li>By 2010, the proportion of food secure households increased from 33% to 75%</li> <li>By 2010, the proportion of food secure households among female-headed households increases to 60%</li> </ul>		
Country programme outcomes	Country programme outputs	Role of partners	Resource mobilization targets (in US\$000)
<p><b>2. Sustainable Agricultural production and productivity in risk-prone areas targeting the vulnerable groups including female-headed households increased</b></p>	<p>2.1 Institutional capacity strengthened for the development of a strategy supporting the diversification of sustainable agriculture at household level, targeting vulnerable groups and female-headed households by 2008. (FAO, WFP, UNHCR, UNDP)</p> <p>2.2 Strategy for the mitigation of the impact of HIV/AIDS on agriculture developed and in place by 2008. (FAO, WFP, UNAIDS, UNECA)</p>	<p>2.1.1 MACO, MTENR, MWED, GID and Civil society and the National Farmers Unions will lead the processes to diversify and stabilise agricultural production. WB, IFAD, ADB, JICA, Sweden, RNE, USAID to fund the initiatives through FNDP</p> <p>2.1.2 MACO to lead other partners like MCTI and GIDD, agri-business companies and NGOs in the promotion of cassava and other food crops as complementary staple foods and industrial crops. WB, IFAD, ADB, JICA, Sweden, GTZ, RNE, USAID to fund the initiatives through FNDP</p> <p>2.2.1 MACO, Farmers Unions, MCDSS, NAC, Local Government will provide training focussing on strengthening capacity mainstreaming HIV/AIDS in development planning and increasing capacity of PLWA's in agricultural production and productivity through demonstration of appropriate technology. WB, DCI, USAID will fund the initiatives.</p>	<p>WFP - 1,800,000</p> <p>FAO - 4,300,000</p> <p>UNHCR (through Zambia Initiative)</p> <p>UNAIDS (in kind)</p> <p>UNECA (in kind)</p> <p>UNDP - 200,000</p>

Table A4. UNDAF intended outcome 4. Food Security

Area of cooperation No 4: Food security - MDG Goals: 1, 2, 4, 5, 6, 7			
National priority goals	<ul style="list-style-type: none"> <li>National Agriculture Policy; Disaster Management and Mitigation Policy; National Nutrition Policy; FNDP</li> <li>National and household food security achieved</li> <li>To promote development of an efficient, competitive and sustainable agricultural sector, which ensures food security and increased income, and environmental sustainability for all particularly vulnerable groups, including female-headed households.</li> </ul>		
UNDAF outcome	<ul style="list-style-type: none"> <li>By 2010, the proportion of food secure households increased from 33% to 75%</li> <li>By 2010, the proportion of food secure household increases among female-headed households increases to 60%</li> </ul>		
Country programme outcomes	Country programme outputs	Role of partners	Resource mobilization targets (in US\$000)
<b>3. Institutional and household level capacity targeting vulnerable groups and female-headed households for climate change adaptation improved</b>	3.1 National Adaptation Plan of Action and Early warning systems and services implemented and fully functional at national, provincial and household level targeting vulnerable groups particularly female headed households by 2010 (UNDP, WFP, FAO, UNHCR, UNICEF)  3.2 The management and response to disasters at the household targeting vulnerable groups and female-headed households strengthened (WFP, UNDP, FAO)	3.1 DMMU will coordinate NAPA and other Government (MACO, CSO, MCDSS, MTC and GIDD) and NGOs processes to strengthen early warning, climate change adaptation, preparedness and response capacity. USAID, Japan, EU, DFID and Germany to fund the initiative. GEF to fund the NAPA process.  3.2.1 DMMU, GIDD and NGOs will strengthen community level capacity for disaster response and mitigation. MACO will strengthen and institutionalise the national early warning and agricultural information systems. USAID, Japan, EU, DFID and Germany to fund the initiative.	UNDP - 800,000 WFP - 2,00,000 FAO - 500,000 UNHCR (through Zambia Initiative) UNICEF - 1,390,000 GEF - 800,000

Table A4. UNDAF intended outcome 4. Food Security

Area of cooperation No 4: Food security - MDG Goals: 1, 2, 4, 5, 6, 7			
National priority goals	<ul style="list-style-type: none"> <li>National Agriculture Policy; Disaster Management and Mitigation Policy; National Nutrition Policy; FNDP</li> <li>National and household food security achieved</li> <li>To promote development of an efficient, competitive and sustainable agricultural sector, which ensures food security and increased income, and environmental sustainability for all particularly vulnerable groups, including female-headed households.</li> </ul>		
UNDAF outcome	<ul style="list-style-type: none"> <li>By 2010, the proportion of food secure households increased from 33% to 75%</li> <li>By 2010, the proportion of food secure household increases among female-headed households increases to 60%</li> </ul>		
Country programme outcomes	Country programme outputs	Role of partners	Resource mobilization targets (in US\$000)
<b>4. Good nutrition practices enhanced among food insecure households and schools</b>	4.1 Strategic plan promoting good nutrition practices among vulnerable groups especially female-headed households developed and in place by 2008 (UNICEF, FAO, WHO, WFP, UNDP, UNHCR)	4.1.1. NFNC, MACO, MCDSS, GIDD, NGOs, Food manufacturers, will lead the advocacy and IEC efforts in promoting good nutrition practices, food fortification, better utilisation of foods among vulnerable groups. USAID, DFID, CIDA and SIDA will provide funding.	WFP- 200,000 FAO- 300,000 UNHCR (through Zambia Initiative) UNICEF- 780,000 WHO- TBD
	4.2 Nutrition Education in Basic Schools (NEBS) strengthened (FAO, UNICEF and WFP) by 2008	4.2.1MOE to be supported by FAO and UNICEF to develop and distribute nutrition education books for grade 2, 4 and 6 in Luapula Province, train 200 teachers in the use of Grade 2 materials in Mansa, Samfya and Milenge districts; print Grade 4 materials; and train teachers in the use of Grade 4 materials in all 7 Luapula districts and two other provinces  4.2.2 MOE to be supported by FAO and UNICEF to train and implement school gardens in community and basic schools. FAO will provide garden inputs for 30 schools per year and to train teachers in school gardens using the FAO school gardens manual while UNICEF and UNDP will provide funds water supply and management respectively.	FAO - 300,000 UNICEF - 72,000 Donors - 300,000  FAO - 50,000 UNICEF - 50,000 UNDP - 100,000



Table A4. UNDAF intended outcome 4. Food Security

<b>Area of cooperation No 4: Food security - MDG Goals: 1, 2, 4, 5, 6, 7</b>			
<b>National priority goals</b>	<ul style="list-style-type: none"> <li>• National Agriculture Policy; Disaster Management and Mitigation Policy; National Nutrition Policy; FNDP</li> <li>• National and household food security achieved</li> <li>• To promote development of an efficient, competitive and sustainable agricultural sector, which ensures food security and increased income, and environmental sustainability for all particularly vulnerable groups, including female-headed households.</li> </ul>		
<b>UNDAF outcome</b>	<ul style="list-style-type: none"> <li>• By 2010, the proportion of food secure households increased from 33% to 75%</li> <li>• By 2010, the proportion of food secure households among female-headed households increases to 60%</li> </ul>		
<b>Country programme outcomes</b>	<b>Country programme outputs</b>	<b>Role of partners</b>	<b>Resource mobilization targets (in US\$000)</b>
<b>4. Good nutrition practices enhanced among food insecure households and schools</b>	4.3 Feeding practices for infants and vulnerable children improved (FAO, UNICEF and WFP)	4.3.1 MOH and MCDSS in Luapula will be assisted by FAO, UNICEF and WFP to produce, distribute 2,000 copies and train field staff on the use of a Complementary Feeding Booklet for infants and young children for use by health workers, community nutrition promoters, women's groups and mothers.	FAO - 20,000 UNICEF - 30,000 World Food Programme

Table B1. UNDAF M&E Matrix - Outcome 1. HIV and AIDS

Area of cooperation No 1: HIV and AIDS - MDG Goals: 1, 2, 4, 5, 6, 7						
UNDAF outcome	Country programme outcomes	Country programme outputs	Indicators	Baselines	Sources of Verification	Underlying Assumptions
UNDAF Outcome 1: The multi-sectoral response to HIV and AIDS at national, provincial and district level scaled up by 2010						
<b>1.1 An effective, efficient NAC that is able to achieve its mandate</b>	<p>1.1.1 Capacity of the Cabinet Committee of Ministers on AIDS, the NAC Board, the NAC Secretariat at national and sub-national levels (PATFs, DATFs and CATFs) to lead, plan, coordinate, monitor and evaluate the national multisectoral response is strengthened (UNDP, WB, UNAIDS)</p> <p>1.1.2 The NAC and sub-national institutional capacity to mainstream HIV and AIDS, gender and human rights into the development framework including the capacity to develop and implement work place policies and programmes in the response to HIV and AIDS strengthened (UNDP, WB, ILO, UNFPA, UNICEF, WHO, UNHCR, UNFPA, FAO, UNECA, UNAIDS)</p> <p>1.1.3 The NAC and sub-national institutional capacity for M &amp; E including harmonised resource tracking, database and information system in place and linked to the Central Statistical Office.</p>	<ul style="list-style-type: none"> <li>Annual action plans developed</li> <li>Annual action plans costed</li> <li>Capacity of Cabinet Ministers on AIDS Developed</li> </ul>	<ul style="list-style-type: none"> <li>Not applicable</li> <li>Not applicable</li> <li>Not applicable</li> </ul>	<ul style="list-style-type: none"> <li>Not applicable</li> <li>Not applicable</li> <li>Not applicable</li> </ul>	<ul style="list-style-type: none"> <li>NAC reports and workplans</li> <li>Organisational review reports</li> <li>NAC reports and workplans</li> <li>Organisational review reports</li> <li>NAC reports and workplans</li> <li>Joint Annual Programme Review reports</li> <li>M &amp; E reports</li> <li>Quarterly NARF Reports</li> </ul>	<p>NAC and Development Partners contribute to this area of cooperation</p> <p>NAC and Development Partners contribute to this area of cooperation</p> <p>NAC and Development Partners contribute to this area of cooperation</p>
			<ul style="list-style-type: none"> <li>Institutional capacity frameworks in place</li> <li>Policies and guidelines on coordination in place.</li> </ul>	<ul style="list-style-type: none"> <li>Not applicable</li> <li>Not applicable</li> </ul>	<ul style="list-style-type: none"> <li>Number of Districts with M &amp; E systems</li> <li>Number of UNVs trained in CRIS</li> <li>Resource tracking systems in place</li> <li>Number of Provinces submitting Quarterly NARF Reports using CRIS</li> </ul>	<ul style="list-style-type: none"> <li>72</li> <li>20</li> <li>Not applicable</li> <li>9</li> </ul>

Table B1. UNDAF M&amp;E Matrix - Outcome 1. HIV and AIDS

Area of cooperation No 1: HIV and AIDS - MDG Goals: 1, 2, 4, 5, 6, 7					
UNDAF outcome	UNDAF Outcome 1: The multi-sectoral response to HIV and AIDS at national, provincial and district level scaled up by 2010				
Country programme outcomes	Country programme outputs	Indicators	Baselines	Sources of Verification	Underlying Assumptions
<b>1.1 An effective, efficient NAC that is able to achieve its mandate</b>	1.1.4 A national framework to support capacity development within key institutions addressing the impacts of HIV and AIDS involving people living with HIV, operationalised by 2010 (WB, UNDP, ILO, IMF, UNICEF, WFP).	<ul style="list-style-type: none"> <li>• Framework for capacity development developed and implemented</li> <li>• Number of staff trained in procurement in the public sector</li> <li>• Number of key government officials trained on gender, HIV and AIDS mainstreaming.</li> </ul>	<ul style="list-style-type: none"> <li>• Not applicable</li> <li>• Not available</li> <li>• Not available</li> </ul>	<ul style="list-style-type: none"> <li>• Report and work plans</li> <li>• Assessment reports</li> <li>• Budget reports</li> </ul>	<ul style="list-style-type: none"> <li>• Rate of economic growth maintained</li> <li>• Stable political and economic environment</li> <li>• GRZ and development partners contributes to this area of cooperation</li> </ul>
	1.1.5 Macro-economic framework including harmonised resource tracking system that integrate HIV and AIDS developed by 2008 and implemented by 2010 (WB, UNDP, IMF, ECA)	<ul style="list-style-type: none"> <li>• Expenditure framework from NASF 2006 - 2010 developed</li> <li>• Macro-economic framework incorporating HIV developed</li> <li>• Number of government ministries sensitised</li> <li>• Mechanisms for financing and pooling of resources to ensure the access to treatment care and support developed</li> </ul>	<ul style="list-style-type: none"> <li>• Not applicable</li> <li>• Not applicable</li> <li>• Not available</li> <li>• Not applicable</li> </ul>	<ul style="list-style-type: none"> <li>• Expenditure framework report</li> <li>• Annual reports and workplans</li> </ul>	<ul style="list-style-type: none"> <li>• Rate of economic growth maintained</li> <li>• Stable political and economic environment</li> <li>• GRZ and development partners contributes to this area of cooperation</li> </ul>

Table B1. UNDAF M&amp;E Matrix - Outcome 1. HIV and AIDS

Area of cooperation No 1: HIV and AIDS - MDG Goals: 1, 2, 4, 5, 6, 7					
UNDAF outcome	Country programme outcomes	Indicators	Baselines	Sources of Verification	Underlying Assumptions
UNDAF Outcome 1: The multi-sectoral response to HIV and AIDS at national, provincial and district level scaled up by 2010					
<b>1.2 Access to an effective and comprehensive package of HIV prevention services, based on approaches that address the underlying drivers of the epidemic, is increased (Convener: UNFPA)</b>	1.2.1 Capacity to provide quality prevention services and commodities in all districts strengthened.	<ul style="list-style-type: none"> <li>Number of facilities supported to provide commodities and preventive services</li> <li>Number of workplaces supported to provide commodities and preventive services</li> <li>Number of condoms distributed</li> </ul>	<ul style="list-style-type: none"> <li>Not available</li> <li>Not available</li> <li>Social marketing for 2005 Maximum condoms - 11,669,328 pieces. Female condoms 206,424</li> </ul> <p><b>Medical Stores Distribution</b></p> <p><b>Public Sector</b></p> <ul style="list-style-type: none"> <li>Male condoms - 9,895,392 pieces</li> <li>Female condoms 49,800 pieces</li> </ul> <p><b>Private Sector</b></p> <ul style="list-style-type: none"> <li>Male condoms 3,807,792 pieces</li> <li>Female condoms 10,200 pieces</li> </ul>	<ul style="list-style-type: none"> <li>Reports and work plan</li> <li>JAPR reports</li> <li>M &amp; E Reports</li> <li>ZSBS report</li> <li>Sentinel survey reports</li> <li>UNGASS reports</li> <li>Social Marketing reports and market surveys</li> </ul>	<ul style="list-style-type: none"> <li>NAC, Ministry of Health and Development Partners contribute to this area of cooperation</li> </ul>

Table B1. UNDAF M&E Matrix - Outcome 1. HIV and AIDS

Area of cooperation No 1: HIV and AIDS - MDG Goals: 1, 2, 4, 5, 6, 7					
UNDAF outcome	UNDAF Outcome 1: The multi-sectoral response to HIV and AIDS at national, provincial and district level scaled up by 2010				
Country programme outcomes	Country programme outputs	Indicators	Baselines	Sources of Verification	Underlying Assumptions
<b>1.2 Access to an effective and comprehensive package of HIV prevention services, based on approaches that address the underlying drivers of the epidemic, is increased (Convener: UNFPA)</b>	1.2.2 Capacity to provide quality PMTCT services in all districts strengthened	<ul style="list-style-type: none"> <li>Number of districts receiving support for PMTCT scale-up</li> <li>Number of HIV positive pregnant women who are food insecure receiving food supplements</li> </ul>	<ul style="list-style-type: none"> <li>Not available</li> <li>Not available</li> </ul>	<ul style="list-style-type: none"> <li>PMTCT reports and workplans</li> <li>JAPR reports</li> <li>UNGASS reports</li> </ul>	<ul style="list-style-type: none"> <li>NAC, Ministry of Health and Development Partners contribute to this area of cooperation</li> </ul>
	1.2.3 Capacity of government and civil society partners to develop and implement culturally relevant gender appropriate and age-sensitive behaviour change interventions strengthened, with special emphasis on vulnerable groups	<ul style="list-style-type: none"> <li>Number of schools provided with relevant information and life skills education</li> <li>Number of Vulnerable groups accessing prevention services</li> <li>Number of advocacy activities in support of improved services for vulnerable groups</li> </ul>	<ul style="list-style-type: none"> <li>Not available</li> <li>Not available</li> <li>Not available</li> </ul>	<ul style="list-style-type: none"> <li>Reports and workplans</li> <li>JAPR reports</li> <li>UNGASS reports</li> <li>MoE reports</li> <li>ZSBS</li> <li>HIMIS</li> <li>Sero prevalence surveys</li> </ul>	<ul style="list-style-type: none"> <li>NAC, Ministry of Health and Development Partners contribute to this area of cooperation</li> </ul>

Table B1. UNDAF M&E Matrix - Outcome 1. HIV and AIDS

Area of cooperation No 1: HIV and AIDS - MDG Goals: 1, 2, 4, 5, 6, 7					
UNDAF outcome	Country programme outputs	Indicators	Baselines	Sources of Verification	Underlying Assumptions
UNDAF Outcome 1: The multi-sectoral response to HIV and AIDS at national, provincial and district level scaled up by 2010					
<b>1.3 Access for treatment, care and support is increased (Convener: WHO)</b>	1.3.1 A comprehensive national strategy towards universal access to treatment, care and support for people living with and affected by HIV/AIDS, with clearly defined targets and a roadmap reflecting in particular, the specific needs of children and women, developed	<ul style="list-style-type: none"> <li>National strategy for Universal access developed</li> <li>National strategy for UA supported</li> <li>Number of Health workers trained on Universal Access.</li> </ul>	<ul style="list-style-type: none"> <li>Not applicable</li> <li>Not applicable</li> <li>Not available</li> </ul>	<ul style="list-style-type: none"> <li>Reports and plans</li> <li>M &amp; E reports</li> <li>Annual Universal Access reports</li> </ul>	<ul style="list-style-type: none"> <li>NAC, Ministry of Health and Development Partners contribute to this are of cooperation</li> </ul>
	1.3.2 Capacity for procurement and logistics management with a focus on a comprehensive framework, infrastructure and delivery systems strengthened by 2008	<ul style="list-style-type: none"> <li>Framework for logistic management in place</li> <li>Number of relevant ministries who adopt TRIPS</li> <li>Procurement management systems supported</li> </ul>	<ul style="list-style-type: none"> <li>Not applicable</li> <li>Not available</li> <li>Not applicable</li> </ul>	<ul style="list-style-type: none"> <li>Report and plans</li> <li>M &amp; E reports</li> </ul>	<ul style="list-style-type: none"> <li>NAC, Ministry of Health and Development Partners contribute to this are of cooperation</li> </ul>

Table B1. UNDAF M&amp;E Matrix - Outcome 1. HIV and AIDS

Area of cooperation No 1: HIV and AIDS - MDG Goals: 1, 2, 4, 5, 6, 7					
UNDAF outcome	Country programme outputs	Indicators	Baselines	Sources of Verification	Underlying Assumptions
UNDAF Outcome 1: The multi-sectoral response to HIV and AIDS at national, provincial and district level scaled up by 2010					
<b>1.3 Access for treatment, care and support is increased (Convener: WHO)</b>	1.3.3 Capacity for rolling out treatment and care services (ART, OI, HBC, STIs, Palliative care etc) including quality assurance strengthened	<ul style="list-style-type: none"> <li>• National capacity for rolling out treatment strengthened</li> <li>• Qualitative assurance processes developed and in place</li> <li>• Number of facilities supported to roll out treatment and care services</li> </ul>	<ul style="list-style-type: none"> <li>• Not applicable</li> <li>• Not applicable</li> <li>• Not available</li> </ul>	<ul style="list-style-type: none"> <li>• Annual reports and work plans</li> </ul>	<ul style="list-style-type: none"> <li>• NAC, Ministry of Health and Development Partners contribute to this area of cooperation</li> </ul>
	1.3.4 Most vulnerable food-insecure PLWHs and households affected by HIV and AIDS provided with food assistance	<ul style="list-style-type: none"> <li>• Sustainable food strategies developed</li> <li>• Technical capacity in support of NAC food security strategy developed</li> <li>• Number of food insecure ART patients supported with food</li> <li>• Number of HBC clients supported</li> <li>• Number of OVC households supported</li> </ul>	<ul style="list-style-type: none"> <li>• Not applicable</li> <li>• Not applicable</li> <li>• 4600 Food insecure ART patients supported with food</li> <li>• 18,000 HBC households supported</li> <li>• 35,560 OVC households supported</li> </ul>	<ul style="list-style-type: none"> <li>• Vulnerability assessment reports</li> <li>• Annual reports and workplans</li> <li>• NAC reports</li> </ul>	<ul style="list-style-type: none"> <li>• Natural disasters do not affect access to vulnerable groups</li> <li>• Rates of economic growth maintained</li> <li>• Other development partners contribute to achieving this goal</li> </ul>

Table B1. UNDAF M&E Matrix - Outcome 1. HIV and AIDS

Area of cooperation No 1: HIV and AIDS - MDG Goals: 1, 2, 4, 5, 6, 7					
UNDAF outcome	UNDAF Outcome 1: The multi-sectoral response to HIV and AIDS at national, provincial and district level scaled up by 2010				
Country programme outcomes	Country programme outputs	Indicators	Baselines	Sources of Verification	Underlying Assumptions
<b>1.4.1 The institutional capacity to mitigate the socio-economic impact for people infected and affected HIV and AIDS strengthened (Convener: World Bank)</b>	1.4.1 Existing international commitments on HIV including instruments for Human Rights protection enforced	<ul style="list-style-type: none"> <li>• Communication strategy on enforcement developed</li> <li>• Capacity of legal institutions to enforce Human Rights</li> <li>• Number of civil society organization advocating for the rights of women</li> </ul>	<ul style="list-style-type: none"> <li>• Not applicable</li> <li>• Not applicable</li> <li>• Not available</li> </ul>	<ul style="list-style-type: none"> <li>• Reports and work plan</li> <li>• Legal documents</li> <li>• advocacy documents</li> <li>• Policy frame-works</li> </ul>	<ul style="list-style-type: none"> <li>• Stable political and economic environment</li> <li>• GRZ and development partners contribute to this area of cooperation</li> </ul>
	1.4.2 Approaches for economic empowerment at community level developed	<ul style="list-style-type: none"> <li>• Options for socio-economic empowerment developed</li> </ul>	<ul style="list-style-type: none"> <li>• Not applicable</li> </ul>	<ul style="list-style-type: none"> <li>• Reports and work plans</li> <li>• Legal documents</li> <li>• advocacy documents</li> <li>• Policy frame-works</li> </ul>	<ul style="list-style-type: none"> <li>• Rate of economic growth maintained</li> <li>• Stable political and economic environment</li> <li>• GRZ and development partners contribute to this area of cooperation</li> </ul>



Table B1. UNDAF M&E Matrix - Outcome 1. HIV and AIDS

Area of cooperation No 1: HIV and AIDS - MDG Goals: 1, 2, 4, 5, 6, 7					
UNDAF outcome	Country programme outputs	Indicators	Baselines	Sources of Verification	Underlying Assumptions
UNDAF Outcome 1: The multi-sectoral response to HIV and AIDS at national, provincial and district level scaled up by 2010					
<b>1.4.1 The institutional capacity to mitigate the socio-economic impact for people infected and affected HIV and AIDS strengthened (Convener: World Bank)</b>	1.4.3 Support to enhancing livelihoods and food security	<ul style="list-style-type: none"> <li>Number of community based workers trained</li> <li>Number of JFFLS established</li> <li>Number of school gardens established</li> <li>Strategy on mitigating impact in agricultural sector in place</li> </ul>	<ul style="list-style-type: none"> <li>Not available</li> <li>Not available</li> <li>Not available</li> <li>Not applicable</li> </ul>	<ul style="list-style-type: none"> <li>Work plans</li> <li>Annual reports</li> <li>Recommendations for scaling up</li> </ul>	<ul style="list-style-type: none"> <li>Natural disasters/droughts.</li> <li>Programmes are fully resourced.</li> </ul>
	1.4.4 National coordinating mechanism on OVC providing effective national coordination, policy guidance and monitoring OVC interventions strengthened.	<ul style="list-style-type: none"> <li>Annual Workplan developed</li> <li>Number of regular meetings held</li> <li>OVC monitoring system in place at national and sub national level</li> </ul>	<ul style="list-style-type: none"> <li>Not applicable</li> <li>Not available</li> <li>Not applicable</li> </ul>	<ul style="list-style-type: none"> <li>Minutes of NSC</li> <li>Reports of DATF and DWACs</li> <li>CSO reports</li> <li>OVC district project files</li> <li>Reports of MSYCD, MCDSS, NAC</li> </ul>	<ul style="list-style-type: none"> <li>MSYCD capacity to assume effective leadership on coordination and fosters active involvement of NAC, MCDSS and other partners for this output</li> <li>Turn over of Senior Government officials in MSYCD and MCDSS minimal.</li> </ul>

Table B2. UNDAF M&E Matrix - Outcome 2. Basic Social Services

<b>Area of cooperation No 2: Basic Social Services - MDG Goals: 1, 2, 3, 4, 5, 6, 7</b>				
<b>National priority goals</b>	<ul style="list-style-type: none"> <li>To further improve health service delivery in order to significantly contribute to the attainment of the health related Millennium Development Goals and national health priorities.</li> <li>Contribute to the national efforts to achieve universal primary education and gender equality</li> <li>To contribute to the social protection of vulnerable groups by ensuring incapacitated and low capacity households have sufficient livelihood security to meet basic needs, and are protected from the worst impacts of risks and shocks.</li> </ul>			
<b>UNDAF outcome</b>	By 2010, access of vulnerable groups to quality basic social services increased			
<b>Country programme outcomes</b>	<b>Country programme outputs</b>	<b>Indicators and Baselines</b>	<b>Sources of Verification</b>	<b>Underlying Assumptions</b>
<b>1. Access of vulnerable groups to quality health services increased</b>	1.1 National and local capacities for preventive and curative health and nutrition services for children under 5 years strengthened, including water and sanitation.	<ul style="list-style-type: none"> <li>Prevalence of underweight children below 5 years</li> <li>Proportion of one year old children fully immunized</li> <li>Under 5 mortality</li> <li>Malaria incidence rate</li> <li>Malaria case fatality rate</li> </ul>	DHS DHS DHS, HMIS CSO household surveys DHS, HMIS Emergency Obstetric Care Survey	Rate of economic growth maintained  Other development partners continue to contribute in this area of cooperation
	1.2. National and local capacities for Quality integrated reproductive health services, particularly in obstetric emergencies strengthened.	<ul style="list-style-type: none"> <li>Maternal mortality ratio</li> <li>Proportion of births attended by skilled personnel.</li> <li>% of health facilities that can provide Comprehensive Emergency Obstetric Care.</li> </ul>	EMIS EMIS EMIS	Natural disasters do not increase in frequency and severity

Table B2. UNDAF M&E Matrix - Outcome 2. Basic Social Services

Area of cooperation No 2: Basic Social Services - MDG Goals: 1, 2, 3, 4, 5, 6, 7				
National priority goals	<ul style="list-style-type: none"> <li>To further improve health service delivery in order to significantly contribute to the attainment of the health related Millennium Development Goals and national health priorities.</li> <li>Contribute to the national efforts to achieve universal primary education and gender equality</li> <li>To contribute to the social protection of vulnerable groups by ensuring incapacitated and low capacity households have sufficient livelihood security to meet basic needs, and are protected from the worst impacts of risks and shocks.</li> </ul>			
UNDAF outcome	By 2010, access of vulnerable groups to quality basic social services increased			
Country programme outcomes	Country programme outputs	Indicators and Baselines	Sources of Verification	Underlying Assumptions
2. Access to quality early and basic education of vulnerable children increased	2.1 National and local government, civil society and community capacities for policy and programme development and implementation for quality early childhood care and development strengthened	<ul style="list-style-type: none"> <li>% of basic and comprehensive emergency obstetric care per 500,000</li> <li>% of Grade 1 pupils who participated in early childhood development programmes before entering Grade 1. (total/boys/girls)</li> </ul>	National Assessment of Learning Achievement  CSO household surveys  CSO household surveys/MoCDSSMoCDSS routine reports	Rate of economic growth maintained  Other development partners continue to contribute in this area of cooperation
	2.2 Enrolment, completion and learning achievements in basic education, with particular focus on girls strengthened.	<ul style="list-style-type: none"> <li>Net intake ratio. (total/boys/girls)</li> <li>Net enrolment ratio at primary level. (total/boys/girls)</li> <li>Primary completion rate (total/boys/girls)</li> <li>% of Grade 5 pupils who master nationally defined minimum competencies (math &amp; language). (total/boys/girls)</li> </ul>	GIDD report  Police and VSU's report  HMIS	Natural disasters do not increase in frequency and severity

Table B2. UNDAF M&E Matrix - Outcome 2. Basic Social Services

Area of cooperation No 2: Basic Social Services - MDG Goals: 1, 2, 3, 4, 5, 6, 7				
National priority goals	<ul style="list-style-type: none"> <li>To further improve health service delivery in order to significantly contribute to the attainment of the health related Millennium Development Goals and national health priorities.</li> <li>Contribute to the national efforts to achieve universal primary education and gender equality</li> <li>To contribute to the social protection of vulnerable groups by ensuring incapacitated and low capacity households have sufficient livelihood security to meet basic needs, and are protected from the worst impacts of risks and shocks.</li> </ul>	Indicators and Baselines	Sources of Verification	Underlying Assumptions
UNDAF outcome	By 2010, access of vulnerable groups to quality basic social services increased			
Country programme outcomes	Country programme outputs	Indicators and Baselines	Sources of Verification	Underlying Assumptions
<b>3. Social safety nets for vulnerable groups strengthened.</b>	3.1 National, sub-national and Community capacities to support and improve national delivery of social protection programmes as defined in the fifth National Development Plan to vulnerable people strengthened	<ul style="list-style-type: none"> <li>Ratio of current school attendance of orphans to school attendance of non-orphans aged 10-14. (total/boys/girls)</li> <li>% of children with birth certificate- (total/boys/girls).</li> <li>% of community development workers with psycho social support skills.</li> </ul>	National Assessment of Learning Achievement  CSO household surveys  CSO household surveys/MoCDSSMoCDSS routine reports  GIDD report  Police and VSU's report  HMIS	Rate of economic growth maintained  Other development partners continue to contribute in this area of cooperation  Natural disasters do not increase in frequency and severity
	3.2 Capacity for gender responsiveness of institutions and providers of basic social services strengthened	<ul style="list-style-type: none"> <li>% of basic social services institutions with staff trained in gender and human rights.</li> <li>% of police and VSU officers trained in case management of gender-based violence</li> </ul>		
	3.3 Gender responsiveness of institutions and providers of basic social services strengthened	<ul style="list-style-type: none"> <li>% of health care providers trained in the detection and treatment of gender-based violence.</li> </ul>		

Table B3. UNDAF M&E Matrix - Outcome 3. Governance

Area of cooperation No 3: Governance - MDG Goals: - 1, 2, 3, 4, 5, 6, 7, 8				
National priority goals	<ul style="list-style-type: none"> <li>To promote the observance of good governance principles</li> </ul>			
UNDAF outcome	By 2010 Institutions, systems and processes in support of national development priorities strengthened			
Country programme outcomes	Country programme outputs	Indicators and Baselines	Sources of Verification	Underlying Assumptions
<b>1. Institutions in support of national development priorities strengthened.</b>	1.1 Strategy for meeting State Party reporting obligations, for international Conventions in place by 2010.	<ul style="list-style-type: none"> <li>Strategy documents and implementation plan developed and in place end 2007</li> <li>Timely production of State Party reports</li> <li>Number of government/ CSO officials trained</li> </ul>	GRZ reports	National elections are domestically and internationally endorsed
	1.2 NEPAD Secretariat functional by end of 2008.	<ul style="list-style-type: none"> <li>Framework for joint reporting by GRZ and CSO developed and in place by end of 2008</li> </ul>	APRM documents	Constitutional review process is widely endorsed
	1.3 Strategy for monitoring the implementation of the National Development Plan and evaluating its impact in place by the end of 2007.	<ul style="list-style-type: none"> <li>Workplan in place by end of 2007's TOR's for staff developed by and in place by end of 2007</li> <li>Yearly NEPAD Peer review report prepared for 2008</li> </ul>	GRZ reports	Economic growth rates are maintained
	1.4 Strategic plan aimed at promoting self-reliance amongst vulnerable groups developed and in place by 2010.	<ul style="list-style-type: none"> <li>Comprehensive strategy document and implementation plan developed and in place by 1st Qtr 2007</li> <li>Workplan developed and in place by 2nd Qtr 2007</li> <li>Periodic evaluation report produced and disseminated By 2nd Qtr 2008</li> <li>Comprehensive strategy document developed and in place by end of 2007</li> </ul>		

Table B3. UNDAF M&E Matrix - Outcome 3. Governance

Area of cooperation No 3: Governance - MDG Goals: 1, 2, 3, 4, 5, 6, 7, 8				
National priority goals	<ul style="list-style-type: none"> <li>To promote the observance of good governance principles</li> </ul>			
UNDAF outcome	By 2010 Institutions, systems and processes in support of national development priorities strengthened			
Country programme outcomes	Country programme outputs	Indicators and Baselines	Sources of Verification	Underlying Assumptions
<b>2. Systems &amp; Processes in support of the realization of democratic governance strengthened</b>	2.1 Laws and policies reviewed and harmonized with ratified international Conventions 2.2 Legal framework for protection and enforcement of human rights strengthened 2.3 Systems supporting democratic governance strengthened 2.4 Corporate governance standards in place and functional by 2010	<ul style="list-style-type: none"> <li>Workplan developed and in place by 2nd Qtr 2008</li> <li>Number of GRZ/ CSO officials trained</li> <li>Implementation plan developed and in place by 2nd Qtr 2007</li> <li>Number of partner/GRZ staff trained</li> <li>Number of reported human rights violations disposed of in courts</li> <li>Number of GRZ / CSO Officials trained in Human Rights</li> <li>Strategy document and implementation plan developed and in place by end 2007</li> <li>Number of GRZ, CSO's and Judiciary trained</li> <li>Number of training documents produced</li> <li>Strategy document and implementation plan developed and in place by end 2007</li> <li>Number of workshops for capacity building of GRZ, Judiciary and private sector organization</li> </ul>	Government gazette GRZ reports GRZ reports  GRZ reports  GRZ reports	National elections are domestically and internationally endorsed  Constitutional review process is widely endorsed  Economic growth rates are maintained

Table B4. UNDAF M&E Matrix - 4. Food Security

<b>Area of cooperation No 4: Food security - MDG Goals: 1, 2, 4, 5, 6, 7</b>					
<b>National priority goals</b>	National and household food security achieved To promote development of an efficient, competitive and sustainable agricultural sector, which ensures food security and increased income including female-headed households.				
<b>UNDAF outcome</b>	<ul style="list-style-type: none"> <li>• By 2010, the proportion of food secure households increased from 33% to 75%</li> <li>• By 2010, the proportion of food secure households among female-headed households increases to 60%</li> </ul>				
<b>Country programme outcomes</b>	<b>Country programme outputs</b>	<b>Indicators</b>	<b>Baselines</b>	<b>Sources of Verification</b>	<b>Underlying Assumptions</b>
<b>1. Multi-sectoral approach to food security strengthened</b>	1.1 National food security policy framework developed and operationalized by 2010.	<ul style="list-style-type: none"> <li>• Multi-sectoral food security framework in place by 2008</li> <li>• Percent vulnerable groups reached, including female headed households</li> <li>• Adhoc Food Security Working Group established by 2006</li> <li>• Number of meetings held by the Adhoc Food Security Group</li> <li>• MOU between MACO, FAO and EU signed by 2006</li> <li>• Review report on the FNDP from a food security perspective produced</li> <li>• Framework matrices developed and adopted by GRZ to guide interventions in food security by 2007</li> <li>• Monitoring framework for food security indicators developed alongside the main matrices</li> <li>• Number of meetings held by the Adhoc Food Security Working Group</li> <li>• Food security monitoring system in place</li> </ul>	No framework in 2006	Framework document	
	1.2 A multi-sectoral approach to food security functional by 2010.			No framework in 2006	GRZ Reports

Table B4. UNDAF M&E Matrix - 4. Food Security

Area of cooperation No 4: Food security - MDG Goals: 1, 2, 4, 5, 6, 7					
National priority goals	National and household food security achieved To promote development of an efficient, competitive and sustainable agricultural sector, which ensures food security and increased income including female-headed households.				
UNDAF outcome	<ul style="list-style-type: none"> <li>• By 2010, the proportion of food secure households increased from 33% to 75%</li> <li>• By 2010, the proportion of food secure households among female-headed households increases to 60%</li> </ul>				
Country programme outcomes	Country programme outputs	Indicators	Baselines	Sources of Verification	Underlying Assumptions
<p><b>2. Agricultural production and productivity in risk-prone areas increased</b></p>	<p>2.1 Strategy supporting the diversification of sustainable agriculture at household level in place by end 2008.</p>	<ul style="list-style-type: none"> <li>• Adoption rate of promoted technology increases</li> <li>• Increased average yield of promoted enterprises</li> <li>• Factors determining vulnerability understood</li> <li>• Inventory of potential enterprises to be promoted in place</li> <li>• Inventory of skills and technology gaps identified</li> <li>• Number of extension staff and farmers trained</li> <li>• Number of demonstrations of improved technology conducted</li> <li>• Number of producers linked to markets</li> <li>• Consumption of cassava increases among the population</li> </ul>		<p>CSO Post-Harvest Surveys</p> <p>Survey Reports</p> <p>GRZ reports</p>	<p>Financial and technical support sustained</p>



Table B4. UNDAF M&E Matrix - 4. Food Security

Area of cooperation No 4: Food security - MDG Goals: 1, 2, 4, 5, 6, 7					
National priority goals	National and household food security achieved To promote development of an efficient, competitive and sustainable agricultural sector, which ensures food security and increased income including female-headed households.				
UNDAF outcome	<ul style="list-style-type: none"> <li>• By 2010, the proportion of food secure households increased from 33% to 75%</li> <li>• By 2010, the proportion of food secure households among female-headed households increases to 60%</li> </ul>				
Country programme outcomes	Country programme outputs	Indicators	Baselines	Sources of Verification	Underlying Assumptions
<b>2. Agricultural production and productivity in risk-prone areas increased</b>	2.2 Strategy for the mitigation of the impact of HIV/AIDS on agriculture developed and in place by end 2008.	<ul style="list-style-type: none"> <li>• Number of studies on the links between AIDS and Agriculture production conducted</li> <li>• Inventory of mitigation strategies identified, tested and incorporated in the strategy</li> <li>• Number of mitigation strategy in place</li> </ul>	Little understanding of linkages of AIDS to agriculture and lack of mitigation strategies exist	Study reports GRZ plans	Stigma reduced
	<b>3. Institutional and household level capacity for disaster preparedness and response improved</b>	3.1 Early warning systems and services fully functional at national and provincial level by 2010	<ul style="list-style-type: none"> <li>• Contingency plans in place</li> <li>• Timeliness of response</li> <li>• % Coverage of response</li> <li>• Presence of a functional EWS</li> <li>• # of DMU staff trained on EWS &amp; Services</li> <li>• Presence of DM committees at community level</li> <li>• Number of trained DM community members</li> <li>• Presence of guidelines on DM and response at community level</li> <li>• Number of district and sub-district level staff trained in disaster management and response</li> </ul>		GRZ Reports
					GRZ Reports

Table B4. UNDAF M&E Matrix - 4. Food Security

Area of cooperation No 4: Food security - MDG Goals: 1, 2, 4, 5, 6, 7					
National priority goals	National and household food security achieved To promote development of an efficient, competitive and sustainable agricultural sector, which ensures food security and increased income including female-headed households.				
UNDAF outcome	<ul style="list-style-type: none"> <li>By 2010, the proportion of food secure households increased from 33% to 75%</li> <li>By 2010, the proportion of food secure households among female-headed households increases to 60%</li> </ul>				
Country programme outcomes	Country programme outputs	Indicators	Base lines	S of Ver.	Underlying Assumptions
4. Good nutrition practices enhanced among food insecure households	<ul style="list-style-type: none"> <li>Stunting rate</li> <li>Under-weight rate</li> <li>Wasting rate</li> <li>BMI rate</li> </ul>	<ul style="list-style-type: none"> <li>Implementation plan in place by 2008</li> <li>Number of training materials prepared</li> <li>Dietary diversification plan in place</li> <li>Number of local community based organisations implementing dietary diversification plan</li> <li>Number of households utilising improved food processing and preservation techniques.</li> <li>Percent stunting in food insecure households</li> </ul>	<ul style="list-style-type: none"> <li>47%</li> <li>28%</li> <li>5%</li> </ul>	<ul style="list-style-type: none"> <li>ZDHS</li> <li>CSO</li> </ul>	<ul style="list-style-type: none"> <li>Stigma reduced</li> <li>Incentives for adoption of other foods in place</li> </ul>
	4.1 Strategic plan promoting good nutrition practices among vulnerable groups developed and in place by 2007	<ul style="list-style-type: none"> <li>Each pupil in grades 2, 4 and 6 has an individual copy of nutrition education book</li> <li>Number of teachers trained in nutrition education</li> <li>Number of teachers trained in school gardens</li> <li>Number of schools implementing school gardens</li> </ul>	<ul style="list-style-type: none"> <li>None have now</li> <li>Few trained</li> <li>Few trained</li> <li>Few gardens</li> </ul>	<ul style="list-style-type: none"> <li>MOE Reports</li> </ul>	
	4.2 Nutrition Education in Basic Schools (NEBS) strengthened (FAO, UNICEF) by 2008	<ul style="list-style-type: none"> <li>Number of complementary feeding booklets distributed</li> <li>Changes in anthropometric measures</li> </ul>			
4.3 Feeding practices for infants and vulnerable children improved					

**Table C1. UNDAF Monitoring & Evaluation Programme Cycle Calendar**

		2007	2008	2009	2010
<b>UNCT M&amp;E activities</b>	<b>Surveys/ studies</b>	Data analysis of the 2006 ZDHS to provide baseline data for the CP outcomes	To be decided survey or studies needed based on the recommendations from the previous year's annual review	To be decided survey or studies needed based on the recommendations from the previous year's annual review	To be decided survey or studies needed based on the recommendations from the previous year's annual reviewSupport to the 2011 ZDHS to provide post-line data for the CP outcomes
	<b>Monitoring systems</b>	Annual update the data of monitoring indicators from HMIS, EMIS, and Management Information system for community development and social services	Annual update the data of monitoring indicators from HMIS, EMIS, and Management Information system for community development and social services	Annual update the data of monitoring indicators from HMIS, EMIS, and Management Information system for community development and social services	Annual update the data of monitoring indicators from HMIS, EMIS, and Management Information system for community development and social services
	<b>Evaluations</b>				
	<b>Reviews</b>			UNDAF Mid-Term Review	End-cycle Review
<b>Planning references</b>	<b>UNDAF evaluation milestones</b>		Evaluations of the CP Outcome achievements for the UNDAF MTR		
	<b>M&amp;E capacity building</b>	Technical assistance to improve MIS's and to train on utilization of MIS's data			
	<b>Use of information</b>	Use update data and results of studies and evaluations for AWP	Use update data and results of studies and evaluations for AWP	Use update data and results of studies and evaluations for AWP and formulation of the next UNDAF	Use update data and results of studies and evaluations for AWP and formulation of the next CPDs
	<b>Partner Activities</b>				

Table D1. UNDAF Division of Labour Matrix 1. HIV and AIDS

	Technical Support Areas	Lead Organisation	Main partners
<b>1</b>	<b>STRATEGIC PLANNING, GOVERNANCE AND FINANCIAL MANAGEMENT</b>		
	HIV and AIDS development; governance and mainstreaming including PRSPS, NDP and enabling legislation, human rights and gender	UNDP	WB, ILO, UNICEF, WHO, UNFPA, UNAIDS, UNECA
	Support to strategic planning, prioritised and costed national plans; Financial management; human resources; capacity & infrastructure development; impact evaluation & sectoral work	WB	UNDP, IMF, UNICEF, WHO, WFP, FAO, UNFPA, IOM, UNAIDS
	Procurement and supply management, including training	UNICEF	WB, UNDP, UNFPA, WHO
	HIV workplace policy and programmes, private sector mobilisation	ILO	UNDP, WHO, UNAIDS
<b>2</b>	<b>SCALING UP INTERVENTIONS</b>		
	<b>PREVENTION</b>		
	Overall policy, monitoring and coordination on prevention	UNAIDS	All agencies
	Prevention of HIV transmission in healthcare settings, blood safety, counselling & testing, STI diagnosis and treatment and linkage of HIV prevention with AIDS treatment services	WHO	UNICEF, UNFPA, ILO
	Provision of information and education; Condom programming; prevention for young people outside schools and prevention efforts targeting vulnerable groups (excepting injecting drug users, prisoners and refugee populations) including male circumcision	UNFPA	ILO, UNICEF, WHO, WFP, FAO, UNHCR, UNAIDS
	Prevention of mother to child transmission of HIV (PMTCT)	UNICEF	WHO, UNFPA
	Prevention for young people in education institutions	UNICEF	UNFPA, UNICEF, WHO
	Prevention of transmission of HIV among drug users and in prisons	UNAIDS	UNICEF, ILO, WHO, UNFPA, IOM
	<b>TREATMENT, CARE AND SUPPORT</b>		
	ARV treatment and monitoring, prophylaxis and treatment for opportunistic infections (adult and children)	WHO	UNICEF
	Care and support for PLWH, orphans and vulnerable children and affected households	UNICEF	WFP, WHO, ILO, FAO, UNAIDS

Matrix continued on following page

Matrix continued on following page

Table D1. UNDAF Division of Labour Matrix 1. HIV and AIDS

	Technical Support Areas	Lead Organisation	Main partners
<b>2</b>	<b>SCALING UP INTERVENTIONS</b>		
	<b>TREATMENT, CARE AND SUPPORT</b>		
	Dietary and nutrition support	WFP	WHO, UNICEF, FAO
	<b>ADDRESSING HIV IN EMERGENCY, RECONSTRUCTION AND SECURITY SETTINGS</b>		
	Strengthening HIV/AIDS response in context of security, uniformed services and humanitarian crises	UNAIDS	UNHCR, UNICEF, WFP, WHO, UNFPA, IOM
	Addressing HIV among displaced populations (refugees and Internally Displaced Persons)	UNHCR	IOM, UNFPA, UNICEF, WFP, WHO
<b>3</b>	<b>MONITORING &amp; EVALUATION, STRATEGIC INFORMATION, KNOWLEDGE SHARING AND ACCOUNTABILITY</b>		
	Strategic information; knowledge sharing and accountability; coordination of national efforts; partnership building; advocacy and monitoring & evaluation, including estimation of national prevalence and projection of demographic impact	UNAIDS	All agencies
	Establishment and implementation of surveillance for HIV, through sentinel/population-based surveys	WHO	UNFPA, UNAIDS

Table D2. UNDAF Division of Labour Matrix 2. Basic Social Services

	Technical Support Areas	Lead Organisation	Main partners
	<b>UNDAF outcome: By 2010, access of vulnerable groups to quality basic social services improved</b>		
<b>1</b>	<b>Country Program Outcome 1. Access of vulnerable groups to quality health and nutrition services improved</b>		
<b>1.1</b>	National and local capacities for preventive and curative health and nutrition services for children under 5 years strengthened, including safety and sanitation.	<b>UNICEF</b>	<b>UNFPA, WHO, WFP, UNHCR</b>
<b>1.2</b>	National and Local capacities for quality integrated reproductive health services, including emergency obstetric care and newborn care strengthened.	<b>UNFPA</b>	<b>WFP, WHO, UNICEF, UNHCR</b>
<b>1.3</b>	Capacity Development at National and Local Levels: Health worker capacities in the provision of essential health and nutrition, water and sanitation interventions strengthened	<b>WHO</b>	<b>UNFPA, UNICEF</b>
<b>2</b>	<b>Country Program Outcome 2. Access to quality early and basic education of vulnerable children increased</b>		
<b>2.1</b>	Country Program Output- National and local government, civil society and community capacities for policy and programme development and implementation for quality early childhood care and development strengthened	<b>UNICEF</b>	<b>WFP, UNESCO, UNHCR, WB</b>
<b>2.2</b>	Country Program Output- Enrollment, completion and learning achievements in basic education, with focus on girls strengthened.	<b>UNICEF</b>	<b>ILO, WFP, UNFPA, UNHCR, UNESCO</b>
<b>3</b>	<b>Country Program Outcome 3. Social safety nets for vulnerable groups strengthened</b>		
<b>3.1</b>	Country Program Output- National, sub-national and community capacities to support and improve national delivery of social protection programmes as defined in the Fifth National Development Plan to vulnerable people strengthened.	<b>UNICEF</b>	<b>WFP, ILO, UNFPA, UNHCR</b>
<b>3.2</b>	Country Program Output- Capacity for gender responsiveness of institutions and providers of basic social services strengthened.	<b>UNFPA</b>	<b>ILO, UNICEF, WFP, UNHCR</b>
<b>3.3</b>	Awareness and capacities for prevention of human rights violations including gender-based violence (GBV) strengthened.	<b>UNFPA</b>	<b>UNICEF, ILO, UNHCR, WHO</b>

Table D3. UNDAF Division of Labour Matrix 3. Governance

	Technical Support Areas	Lead Organisation	Main partners
	<b>UNDAF outcome: By 2010 institutions, systems and processes in support of National development priorities strengthened</b>		
<b>1</b>	<b>Country Program Outcome 1 - Institutions in support of national development priorities strengthened</b>		
<b>1.1</b>	Country Program Output - Strategy for meeting State Party reporting obligations at international Conventions in place by 2010.	<b>UNDP</b>	<b>ILO, UNICEF, UNHCR</b>
<b>1.2</b>	Country Program Output - NEPAD Secretariat functional by end of 2008.	<b>UNDP</b>	<b>UNECA</b>
<b>1.3</b>	Country Program Output - Strategy for monitoring the implementation of the National Development Plan and evaluating its impact in place by the end of 2007.	<b>UNDP</b>	<b>UNICEF, UNECA, ILO</b>
<b>1.4</b>	Country Program Output - Strategic plan aimed at promoting self-reliance amongst vulnerable groups developed and in place by 2010.	<b>UNHCR</b>	<b>UNICEF</b>
<b>2</b>	<b>Country Program Outcome 2 Systems &amp; Processes in support of the realization of rights strengthened</b>		
<b>2.1</b>	Country Program Output - Laws and policies reviewed and harmonized with ratified international Conventions	<b>UNICEF</b>	<b>UNDP, ILO</b>
<b>2.2</b>	Country Program Output - 2 Legal framework for protection and enforcement of human rights strengthened	<b>UNICEF</b>	<b>UNHCR, UNDP</b>
<b>2.3</b>	Country Program Output - Systems supporting democratic governance strengthened	<b>UNDP</b>	<b>UNECA, ILO</b>
<b>2.4</b>	Country Program Output - Corporate governance standards in place and functional by 2010	<b>UNECA</b>	<b>ILO, UNDP</b>

Table D4. UNDAF Division of Labour Matrix 4. Food Security

	Technical Support Areas	Lead Organisation	Main partners
	<b>UNDAF outcome: By 2010, the proportion of food secure households increased from 33% to 75% By 2010, the proportion of food secure households among female-headed households increased to 60%</b>		
<b>1</b>	<b>Country Program Outcome1 Environmentally sustainable Multi-sectoral approach to food security strengthened</b>		
<b>1.1</b>	Country Program Output - An environmental sustainable multi-sectoral approach to food security functional by 2010	FAO	WFP, ILO, UNHCR
<b>2</b>	<b>Country Program Outcome2 Agricultural production and productivity in risk-prone areas increased</b>		
<b>2.1</b>	Country Program Output - Strategy supporting the diversification of sustainable agriculture at household level in place by 2008.	FAO	WFP, UNDP, UNHCR
<b>2.2</b>	Country Program Output - Strategy for the mitigation of the impact of HIV&AIDS on agriculture developed and in place by 2008.	FAO	WFP, UNAIDS, UNECA
<b>3</b>	<b>Country Program Outcome 3 Institutional and household level capacity for disaster preparedness and response improved</b>		
<b>3.1</b>	Country Program Output- Early warning systems and services fully functional at national and provincial level by 2010	UNDP	FAO, UNHCR, UNICEF
<b>3.2</b>	Country Program Output - The management and response to disasters at the household and community levels strengthened	WFP	FAO
<b>4</b>	<b>Country Program Outcome 4. Good nutrition practices enhanced among food insecure households</b>		
<b>4.1</b>	Country Program Output Strategic plan promoting good nutrition practices among vulnerable groups developed and in place by 2008	UNICEF	FAO, WFP, WHO, UNHCR





