

SOCIALIST REPUBLIC OF VIET NAM

VOLUNTARY NATIONAL REVIEW 2023 ON THE IMPLEMENTATION OF THE SUSTAINABLE DEVELOPMENT GOALS



SOCIALIST REPUBLIC OF VIET NAM

VOLUNTARY NATIONAL REVIEW 2023 ON THE IMPLEMENTATION OF THE SUSTAINABLE DEVELOPMENT GOALS



Table of contents

LIST OF ACRONYMS AND ABBREVIATIONS.....	VII
01. MAIN MESSAGES.....	1
02. EXECUTIVE SUMMARY.....	4
03. INTRODUCTION.....	14
04. METHODOLOGY AND PROCESS OF DEVELOPING VNR.....	16
05. POLICIES AND SUPPORTING ENVIRONMENT.....	19
5.1. Institutions and policies to implement the SDGs in Viet Nam.....	20
5.2. Roles and engagement of different stakeholders.....	22
5.3. Monitoring, supervision, and evaluation of SDGs.....	27
06. PROGRESS OF SDG IMPLEMENTATION.....	29
Goal 1: End poverty in all its forms everywhere.....	30
Goal 2: End hunger, ensure food security, improve nutrition, and promote sustainable agriculture.....	39
Goal 3: Ensure healthy lives and promote well-being for all at all ages.....	47
Goal 4: Ensure inclusive and equitable quality education and promote lifelong learning opportunities for all..	57
Goal 5: Achieve gender equality; empower and create enabling opportunities for women and girls.....	66
Goal 6: Ensure availability and sustainable management of water and sanitation for all.....	75
Goal 7: Ensure access to sustainable, reliable, and affordable energy for all.....	84
Goal 8: Ensure sustained, inclusive, and sustainable economic growth, full and productive employment, and decent work for all.....	89
Goal 9: Build resilient infrastructure, promote inclusive and sustainable industrialization, and foster innovation.	101
Goal 10: Reduce social inequalities.....	109
Goal 11: Promote sustainable, resilient urban and rural development; ensure safe living and working environments; ensure reasonable distribution of population and work force by region.....	117
Goal 12: Ensure sustainable consumption and production patterns.....	127
Goal 13: Respond in a timely and effective manner to climate change and natural disasters.....	138
Goal 14: Conserve and sustainably use the oceans, the sea, and marine resources for sustainable development.	142
Goal 15: Protect and sustainably develop forest; biodiversity, develop ecosystem services; combat desertification; prevent the degradation of and rehabilitate land resources.....	148
Goal 16: Promote a peaceful, equitable and equal society for sustainable development, provide access to justice for all, and build effective, accountable, and inclusive institutions at all levels.....	157
Goal 17: Strengthen the means of implementation and revitalize the Global Partnership for Sustainable Development.....	168
07. THE CONTEXT, DIFFICULTIES AND CHALLENGES IN IMPLEMENTING THE SDGs IN VIET NAM.....	175
7.1. Global context.....	176
7.2. Difficulties and challenges in implementing the SDGs in Viet Nam.....	176

08. KEY SOLUTIONS IN THE COMING TIME	178
8.1. Complete and improve the quality of socialism-oriented market economy institutions; enhance the effectiveness and efficiency of policy implementation through public administration reforms and continue to promote the participation of disadvantaged groups in the decision-making process.....	179
8.2. Continue to prioritize investment in human resource development, science and technology, innovation, and improvement of synchronous and modern economic and social infrastructure systems to improve productivity and promote sustainable economic growth.....	180
8.3. Stabilize macroeconomic, supporting recovery from COVID-19; mobilizing and effectively using financial resources for sustainable development.....	181
8.4. Continue to promote reform of the social security system to ensure increased resilience to shocks and support for disadvantaged groups; cultural and social development, realization of progress and social justice.....	182
8.5. Efficient management and use of resources; strengthening environmental protection and climate change response, natural disaster prevention and mitigation; promote the development of green and circular economy.....	183
8.6. Strengthen international cooperation to promote the implementation of the SDGs	184
8.7. Continue to improve the availability of data to increase the effectiveness of monitoring and evaluation of SDG implementation.....	185
8.8. Enhance awareness-raising, promote coordination and cooperation among stakeholders to create diffusion in the implementation of the SDGs. Ensuring the implementation of the SDGs becomes everyone’s job.....	186
09. CONCLUSIONS.....	187
10. APPENDIX	189

List of tables

Table 1: Number of beneficiaries of social insurance, health insurance and unemployment insurance in the period 2010-2022	34
Table 2: Percentage of children under 5 years of age suffering from malnutrition in the period 2014-2021	42
Table 3: Enrolment rate at primary school	59
Table 4: Enrolment rate at lower secondary school	60
Table 5: Net enrolment rate and gender parity index (GPI) by education level in the period 2012-2022	63
Table 6: Proportion of schools meeting criteria in 2021 and 2022.....	65
Table 7: Proportion of women deputies to People’s Councils at all levels	72
Table 8: Findings of the review of the nature reserve systems under the Law on Biodiversity to 2020	82
Table 9: Contribution of capital, labour, and total factor productivity to the overall growth rate	93
Table 10: Proportion of household living in poorly built housing by 5 income quintiles	119
Table 11: Economic damages and number of deaths, missing persons, and injuries attributed to disasters.....	122
Table 12: Current forest area	151
Table 13: Some species conservation programs in Viet Nam.....	154
Table 14: Average import tariff 2018-2022	170

List of figures

Figure 1: Data availability for SDGs	18
Figure 2: Social development investment capital implemented by economic sector	24
Figure 3: The implementation progress of SDG 1 indicators.....	31
Figure 4: Multidimensional poverty rate in the period 2016-2022	32
Figure 5: Multidimensional poverty rate among children for the period 2014-2020	33
Figure 6: Number of contributors to social insurance, health insurance and unemployment insurance in the period 2010-2022	34
Figure 7: Percentage of households with access to basic services	36
Figure 8: Percentage of the poorest households with durable goods and the average value of durable goods per poorest household in the period 2010-2022.....	37
Figure 9: The implementation progress of SDG 2 indicators.....	40
Figure 10: Malnutrition rate.....	41
Figure 11: Rate of food insecurity in Viet Nam in the period 2017-2020	41
Figure 12: Percentage of children under 5 years old with malnutrition in 2018 and 2021 by socio-economic region	43
Figure 13: Labour productivity in agriculture, forestry, and fishery at current prices for the period 2015-2021	44
Figure 14: Per capita income in rural areas at current prices for the period 2010-2022.....	44
Figure 15: Consumer price index of food and food stuff	46
Figure 16: The implementation progress of SDG 3 indicators	48
Figure 17: Percentage of births attended by skilled health workers.....	49

**VOLUNTARY NATIONAL REVIEW 2023 ON THE IMPLEMENTATION
OF THE SUSTAINABLE DEVELOPMENT GOALS**

Figure 18: Mortality rate of children under 5 years old.....	50
Figure 19: Mortality rate of children under 1 year old.....	50
Figure 20: Number of annual newly detected HIV cases	51
Figure 21: Number of new TB cases per hundred thousand population	51
Figure 22: Number of malaria cases per hundred thousand population.....	51
Figure 23: Number of traffic accidents; number of people killed and injured in traffic accidents.....	53
Figure 24: Percentage of women aged 15-49 years who need contraception and are using modern contraceptive methods.....	53
Figure 25: Percentage of households with health expenses relative to total expenditure greater than 10% and greater than 25% in the period 2010-2020	55
Figure 26: Proportion of children under 1 year of age fully vaccinated.....	55
Figure 27: Number of health workers per ten thousand population.....	56
Figure 28: The implementation progress of SDG 4 indicators	58
Figure 29: Enrolment rate of 5-year-old children in kindergarten	61
Figure 30: Percentage of trained employed workers aged 15 years and over	62
Figure 31: Literacy rate of population aged 15 and over	64
Figure 32: Percentage of teachers meeting training standards or higher by education level.....	65
Figure 33: The implementation progress of SDG 5 indicators	67
Figure 34: Sex ratio at birth	68
Figure 35: Percentage of women who have experienced violence by their husbands or partners in the past 12 months.....	69
Figure 36: Percentage of women aged 20-24 who were married or cohabiting with their partners for the first time before the age of 15 or before the age of 18	70
Figure 37: Child marriage rate of ethnic minorities in 2018.....	70
Figure 38: Average daily hours for unpaid housework and care among the population aged 15 years and over	71
Figure 39: Percentage of women in leadership positions.....	72
Figure 40: The implementation progress of SDG 6 indicators	76
Figure 41: Percentage of urban population supplied with clean water through a centralized water supply system.....	77
Figure 42: Percentage of households using improved water sources.....	77
Figure 43: Percentage of households using hygienic toilets	78
Figure 44: Proportion of industrial parks and export processing zones with centralized wastewater treatment systems satisfying the environmental requirements	79
Figure 45: The share of area of the nature reserves.....	83
Figure 46: The implementation progress of SDG 7 indicators	85
Figure 47: Rate of households with access to electricity.....	86
Figure 48: The share of renewable energy in total final energy consumption.....	87
Figure 49: Energy consumption relative to gross domestic product.....	87
Figure 50: The implementation progress of SDG 8 indicators	90
Figure 51: Gross domestic product at current prices.....	91
Figure 52: Growth rate of gross domestic product.....	91
Figure 53: Per capita GDP and annual growth rate of per capita GDP	92
Figure 54: Social labour productivity and labour productivity growth rate	93
Figure 55: TFP growth rate/GDP growth rate.....	93

**VOLUNTARY NATIONAL REVIEW 2023 ON THE IMPLEMENTATION
OF THE SUSTAINABLE DEVELOPMENT GOALS**

Figure 56: Percentage of workers in informal employment	94
Figure 57: Average monthly income per employed worker	96
Figure 58: Unemployment rate of labour force in working age.....	96
Figure 59: Underemployment rate of labour force in working age.....	97
Figure 60: Youth unemployment rate.....	98
Figure 61: Number of commercial bank branches and ATMs per hundred thousand population aged 15 years and over.....	100
Figure 62: The implementation progress of SDG 9 indicators	102
Figure 63: Number of passenger transport categorized by transportation mode.....	103
Figure 64: Proportion of value-added in the processing and manufacturing industry in GDP	104
Figure 65: Average value-added per capita in the manufacturing industry in terms of purchasing power parity.....	105
Figure 67: Percentage of workforce employed in the manufacturing industry	106
Figure 68: Number of scientific research and technological development staff	107
Figure 69: The implementation progress of SDG 10 indicators.....	110
Figure 70: Average growth rate of income per capita of households	111
Figure 71: Annual growth of household consumption per capita at current price	112
Figure 72: Proportion of state budget expenditures in the period of 2015-2021	114
Figure 73: The implementation progress of SDG 11 indicators.....	118
Figure 74: Proportion of households living in poorly built housing	119
Figure 75: Proportion of urban solid waste collected and treated in accordance with regulations and standards	123
Figure 76: Average greenhouse gas emission per capita	123
Figure 77: Proportion of recognized communities achieving new rural standards.....	126
Figure 78: The implementation progress of SDG 12 indicators.....	128
Figure 79: Results of geological basic survey.....	130
Figure 80: Proportion of hazardous waste collected and treated	132
Figure 81: Rate of establishments causing serious environmental pollution that have fixed the problems.....	132
Figure 82: The implementing progress of SDG 13 indicators.....	139
Figure 83: The implementing progress of SDG 14 indicators.....	143
Figure 84: The implementing progress of SDG 15 indicators.....	149
Figure 85: Total revenue from forest environmental services during the period of 2015-2021.....	150
Figure 86: Status of land use in the period of 2015-2020	151
Figure 87: Status of forest cover in the period of 2015-2022.....	151
Figure 88: The implementation progress of SDG 16 indicators.....	158
Figure 89: Proportion of people reported having to pay informal fees when using some public services in the period 2011-2022	162
Figure 90: Proportion of enterprises paying informal expenses and CPI.....	163
Figure 91: Percentage of people and organizations satisfied with the service of state administrative agencies	164
Figure 92: Ratio of state budget expenditures to approved state budget estimates	164
Figure 93: The implementation progress of SDG 17 indicators.....	169
Figure 94: Viet Nam's export value in the period 2010-2022.....	171
Figure 95: Total ODA and concessional loans in Viet Nam in the period 2011-2022	174

List of acronyms and abbreviations

APEC	Asia-Pacific Economic Cooperation Forum
ASEAN	Association of Southeast Asian Nations
ASEM	Asia-Europe Meeting
ASFR10	Age specific Fertility rate of women 10-19 years old
CC	Climate Change
CPI	Corruption Perception Index
CPTPP	Comprehensive and Progressive Agreement for Trans-Pacific Partnership
DPC	Disaster prevention and control
EC	European Commission
EU	European Union
EVFTA	European Union-Vietnam Free Trade Agreement
EVIPA	EU-Viet Nam Investment Protection Agreement
FAO	Food and Agriculture Organization of the United Nations
FDI	Foreign Direct investment
FTA	Free Trade Agreement
GDP	Gross Domestic Product
GE	Gender equality
GII	Global Innovation Index
GPI	Gender Parity Index
GSO	General Statistics Office
HI	Health insurance
HLPF	High-Level Political Forum on Sustainable Development
ILO	International Labour Organization
IMF	International Monetary Fund
LNOB	Leave No One Behind
MICS	Multiple Indicator Cluster Survey
NAP 2030	National Action Plan for implementation of the 2030 Agenda for Sustainable Development
NCDs	Non-communicable diseases
ODA	Official Development Assistance
OECD	Organization for Economic Cooperation and Development
OSH	Occupational Safety and Health
RCEP	Regional Comprehensive Economic Partnership Agreement
RE	Renewable energy
S&T	Science and Technology
SD	Sustainable Development
SDGCW	SDGs with Children and Women Survey
SDGs	Sustainable development goals
SI	Social insurance
SMEs	Small and medium enterprises

**VOLUNTARY NATIONAL REVIEW 2023 ON THE IMPLEMENTATION
OF THE SUSTAINABLE DEVELOPMENT GOALS**

SOs	Social Organizations
TFP	Total Factor Productivity
UI	Unemployment insurance
UN	United Nations
UNESCAP	United Nations Economic and Social Commission for Asia and the Pacific
VBCSD	Viet Nam Business Council for Sustainable Development
VCCI	Viet Nam Chamber of Commerce and Industry
VNR	Voluntary national review
VSDG	Viet Nam Sustainable Development Goals
WB	World Bank
WEF	World Economic Forum
WHO	World Health Organization
WTO	World Trade Organization

01

MAIN MESSAGES





Since the first VNR in 2018, Viet Nam has experienced **a difficult context** in progressing towards the SDGs due to the COVID-19 prolonged impacts, increased food and fuel prices, external financial instability, and worsening impacts of natural disasters and climate changes. Despite the challenging context, Viet Nam continued to make **strong commitments** to the 2030 Agenda that was institutionalized in the National Action Plan. All 17 SDGs have been **mainstreamed in socio-economic development** strategies, plans, and sectoral policies at national and local levels. The whole **political system and society** have strived to accomplish the SDGs to **Leave No One Behind**.


Viet Nam has made **remarkable progress towards SDG 1, SDG 6, SDG 9, SDG 10, SDG 16 and SDG 17**. Continuing to be on track for **SDG 1**, the multidimensional poverty rate declined from 9.2% to 4.3% between 2016 - 2022. Important achievements were evident for **SDG 6** with 98.3% of households using improved water sources in 2022 (from 93.4% in 2016). Expanded investments in infrastructures, export-oriented industrialization and enabling environment for innovation of enterprises contributed to progress in **SDG 9**. Continued progress was made for **SDG 10** through job creation, expansion of social protection coverage, and enhanced support for vulnerable groups, especially in coping with the COVID-19 negative impacts. Improvements were made for **SDG 16**, with the rate of population and organizations showing their satisfaction with public services increased from 80.9% to 87.2% between 2017 - 2021. After approximately three decades of global and regional integration, being a pro-active and responsible member of the international community, Viet Nam has secured solid improvements under **SDG 17**. Viet Nam needs to maintain the pace of progress and achieved attainments of these SDGs.

For the remaining SDGs, **Viet Nam has made important progress**. **SDG 3** continues to be improved with reduction of child mortality and 92.04% of the population having health insurance in 2022. For **SDG 4**, the rate of transition from primary to lower secondary schools was 99.9% and the percentage of students graduating from lower secondary schools was 98.1% in 2022. Regarding **SDG 7**, the percentage of households with access to electricity was 99.5% in 2022. Viet Nam stands out for fast recovery from COVID-19 pandemic with the GDP growth rate of 8.02% in 2022 while maintaining a low unemployment rate (**SDG 8**). The country progressed towards **SDG 11** with the percentage of population living in temporary houses declining from 2.6% to 0.9% between 2016 - 2022. Viet Nam continues to advance **SDG 13** through the Net Zero commitment that has been integrated into relevant policies.

However, **Viet Nam still faces multiple challenges** and therefore **needs to accelerate** the SDG implementation further. In particular, Viet Nam will prioritize addressing malnutrition among ethnic minority children (**SDG 2**). Extra efforts will be put into improving health and well-being, the expansion of essential healthcare services for all people, especially for vulnerable populations such as the older people and ethnic minorities (**SDG 3**). Viet Nam will also advance **SDG 4** toward equitable access to quality education, especially for vulnerable groups. Combating harmful social norms on gender and gender-biased sex selection will be the key to accelerate **SDG 5**. Increasing renewable energy and boosting energy efficiency will be the focus for **SDG 7**. Viet Nam will continue to prioritize inclusive growth, decent jobs, and enhance labour productivity to further progress **SDG 8**. In addition, Viet Nam will make extra efforts in addressing environmental issues in both urban and rural areas (**SDG 11**); promoting sustainable consumption and production (**SDG 12**); mobilizing resources for disaster risk management and climate change mitigation and adaptation (**SDG 13**); preserving life below water (**SDG 14**); protecting biodiversity and improving ecosystem services (**SDG 15**).



To successfully implement the 2030 Agenda **in the remaining halfway**, Viet Nam will: (1) Prioritize investments in **human capital, science and technology, innovation**; upgrade **infrastructures** to improve productivity, develop a green and circular economy, and build up resilience against natural disasters and **climate change**; (2) Enhance socialism-oriented **market institutions**, foster **public administration reform** and promote the participation of vulnerable groups in decision-making process; (3) Further reform the social protection system to strengthen resilience of communities and support for vulnerable groups; (4) **Stabilize macroeconomic fundamentals**, continue the COVID-19 recovery support, **mobilize and enhance efficient use of financial resources** for sustainable development; (5) Improve **data availability** to enhance the monitoring of SDG progress; (6) Engage all stakeholders and **collaborate with all partners to achieve the SDGs for all by 2030**.



02

EXECUTIVE SUMMARY



Introduction

Viet Nam supports the 2030 Agenda and commits to gather all the necessary resources, mobilize all ministries, agencies, localities, organizations, communities, and the people to successfully implement this Agenda and each and every Sustainable Development Goal. Five years after the first report, this second Voluntary National Review (VNR) was developed to present results of assessing 2030 Agenda and the SDGs implementation in Viet Nam; to further analyse the progress, the difficulties and challenges; and to share its experiences with the international community.

Methodology and process of developing VNR

VNR has been scientifically developed based on a combination of different methods: (i) Review national and international reports on sustainable development; (ii) Collect data on the sustainable development indicators from official statistics sources of the General Statistics Office and ministries, sectors, and agencies; data of international organizations and social organizations, non-governmental organizations, etc.; (iii) Widely consult and engage with all the stakeholders who have provided inputs to the VNR. In particular, Viet Nam's VNR 2023 integrates the assessment of SDGs implementation progress based on the methodology of the United Nations Economic and Social Commission for Asia and the Pacific (UNESCAP).

The VNR development process has extensively engaged the entire political system, ministries, agencies, socio-political organizations such as women and youth unions, socio-professional organizations, social organizations, domestic and international NGOs, development partners, United Nations (UN) organizations in Viet Nam, business representatives, research institutes, and scientists.

The data for reporting on the VSDG indicators are collected from official statistics sources, international organizations, and surveys of the relevant agencies and organizations. The data was collected for the period 2010-2022, in which data analysis was mainly conducted for the period 2015-2022 and results are compared with the first VNR reporting period.

Policies and supporting environment

In fulfilling the commitments with the international community, in May 2017, Viet Nam promulgated the National Action Plan for the Implementation of the 2030 Agenda for Sustainable Development (NAP 2030). After 5 years, Viet Nam has made significant institutional and policy improvement for implementation of the SDGs in Viet Nam.

General policies for implementation of the SDGs in Viet Nam have been issued in synergy with the Resolutions and Directives of the Government and the Prime Minister on sustainable development in order to promote and make the implementation of the SDGs a regular task accompanied by periodical reporting. Viet Nam has issued the Roadmap for implementation of the Sustainable Development Goals by 2030, the Set of Statistical Indicators for Sustainable Development of Viet Nam and related guidelines. There have been 17 out of 22 ministries and agencies and 51 out of 63 provinces and centrally affiliated cities who promulgated their Action Plans to implement the 2030 Agenda.

The National Socio-Economic Development Strategy for the period 2021-2030 has fully integrated 17 SDGs into its directions, tasks, and solutions. This could be considered as the most important basis and foundation for the SDGs to be implemented substantively, effectively, and in close relations with the national strategic development goals and targets.



Policies across sectors/ fields have comprehensively integrated the SDGs, better mainstreamed the disadvantaged groups such as the poor, ethnic minorities, children, and women to ensure the “Leave no one behind” principle, and at the same time oriented towards the global goals/ commitments on protection of the environment, natural resources, biodiversity and climate change adaptation in the process of national development.

Viet Nam has engaged its entire political system and the whole society in the implementation of the SDGs and has carried out regular and periodical monitoring and evaluation of the SDGs. Viet Nam has made significant efforts to improve the efficiency in mobilization, use and management of the development finance, in order to successfully implement the SDGs.

Progress of SDG implementation

Goal 1: Viet Nam has effectively implemented the general poverty reduction mechanisms and policies to comprehensively support the poor, gradually reducing and abolishing the subsidy policies, increase repayable supports with binding conditions on beneficiaries, geographical locations and benefiting time, especially increase support policies to collectives (groups, teams, cooperatives). As a result, Viet Nam has achieved impressive poverty reduction impact regardless of the measurement methods. Viet Nam’s multidimensional poverty rate tends to decrease sharply, from 9.2% in 2016 to 4.3% in 2022. The multidimensional poverty rate among children declined from 19.1% in 2016 to 11.7% in 2020. The number of contributors and beneficiaries of social insurance (SI), health insurance (HI) and unemployment insurance (UI) is constantly going up. The indicators reflecting the level of access to basic living conditions show steady improvement and remain at an elevated level. However, the COVID-19’s aftermath continues to negatively impact all aspects of social life; climate change, natural disasters, storms, and floods make poverty reduction encounter many challenges and difficulties. The rate of poor households among ethnic minorities and beneficiaries of social protection is still high; poverty reduction results are not really sustainable; the rich-poor gaps between different regions and population groups have not been narrowed which requires comprehensive and synchronous policies to address this inequality.

Goal 2: Since 2018, in addition to continuous implementation of the national target programs on poverty reduction on a large scale, contributing to hunger eradication nationwide, Viet Nam has continued to carry out activities to develop green, safe and responsible agriculture; promote food safety, and ensure nutrition security. On average, at the national level, the proportion of children under 5 years of age suffering from malnutrition in all forms (stunting, underweight, and wasting) tends to go down. Agricultural labour productivity has been improved, and per capita income in rural areas tends to rise gradually over the years. However, the rate of stunting children in ethnic minority areas is still high (approximately 32% of ethnic minority children under 5 years old suffering from stunting). Moreover, the majority of more than 200,000 children with severe acute malnutrition nationwide are ethnic minorities and have not received effective treatment. Food insecurity started to experience the ascending trend since 2018 to present, especially in the period of 2019-2020 with serious food insecurity in the population climbing from 0.5% in 2019 to 0.6% in 2020.

Goal 3: Viet Nam has continued to improve its policy system to ensure a healthy life and enhance welfare for people at all ages, from infants to children, women and men, the elderly, and the general public. Some outstanding results include the drop of maternal mortality per 100,000 live births from 54 cases in 2015 to 46 in 2019; the fall of mortality rate of children under 5 years old and under 1 year old; the continuous descent of

number of deaths and injuries as a result of traffic accidents; the downward tendency of the number of new tuberculosis and malaria cases; the percentage of fully vaccinated infants reached 96.8% by 2020. However, Viet Nam still faces difficulties and challenges in achieving Goal 3 regarding the targets of maternal and child health care in ethnic minority and mountainous areas; high unmet need for contraceptives, especially among young female migrants; rising number of suicide cases among younger population; the high rate of alcohol consumption among men and the increased rate of drinking at dangerous levels over the years;... Especially, in the context of the COVID-19 epidemic in the period of 2020-2021, the social distancing and medical blockade have set back a number of indicators related to people's health care and childhood immunization. In 2021, the percentage of fully vaccinated infants descended to 87.1%.

Goal 4: Viet Nam has continued to improve the system of regimes and policies for education and training development, especially the policy of free tuition for primary school children nationwide and preschool children in ethnic minority areas, mountainous areas, islands, areas with extremely difficult socio-economic conditions; to reform general education curricula and textbooks; to develop vocational education policies towards integration in the context of the 4th industrial revolution; opportunities of equal and fair access to education for disadvantaged groups have been increasingly expanded and improved. As a result, Viet Nam has achieved positive results in the implementation of Goal 4, specifically: the net enrolment rate at all levels from preschool to upper secondary school tended to grow during 2016-2020, even though there was a slight derailing due to the impact of the Covid-19; the rate of trained employed workers aged 15 years and older climbed from 20.4% in 2015 to 26.2% in 2022; the gender parity index gradually reaches the ideal level for primary and junior secondary schools; 100% schools had delivered basic education programs on sex, violence and abuse prevention, and HIV knowledge by 2022. However, the proportion of under 5-year-old children who are appropriately developed in terms of health, learning and psychosocial well-being is still modest and there are gaps between different ethnic groups; the percentage of teachers who meet the training standards or higher as required by the Education Law in 2019 is still low; the percentage of schools with basic conditions and services to serve the learning needs of all children, including children with disabilities, is still limited.

Goal 5: Viet Nam has made certain efforts to ensure the full and equal participation of women in the political and economic fields, reflected in the growing proportion of female deputies of the People's Councils at all levels; higher percentage of female members of the National Assembly; and increased percentage of female owners of businesses, etc. In addition, the sexual and reproductive health care for women has experienced positive changes. However, there are still certain limitations such as: the imbalance of sex ratio at birth is still remarkably high and tends to go up with 111.5 boys versus 100 girls in 2022; the rate of child marriage and early childbearing is relatively high among ethnic minority women; Violence against women and children still exists. Although improvements have been made, women are the key doers of unpaid family care work, while the infrastructure to care for children, the sick, people with disabilities and the elderly is still limited. This has posed certain impacts on women's ability to participate in the labour market, etc. Furthermore, the data to monitor and evaluate the implementation of Goal 5 is still limited.

Goal 6: As a country with a dense river system and focuses on agricultural development, Viet Nam has made efforts to ensure availability and sustainable management of water resources and sanitation for all. In particular, the proportion of urban population supplied with drinking water through centralized water supply systems increased from 86.7% to 94.2%; the percentage of households with improved water sources climbed from 95.7% to 98.3% and the percentage of households using hygienic toilets increased from 90.3%



to 96.2%; the proportion of active industrial parks and export processing zones with centralized wastewater treatment systems meeting environmental standards rose from 80.1% to 91% in the period 2018-2022. It can be said that the progress of the implementation of Goal 6 is showing positive progress in the period from 2018 to present. However, given the pressure of socio-economic development, access to clean water and sanitary conditions that meet the standards of the Ministry of Health is still limited; given more severe impacts of climate change (CC), Viet Nam needs to continue to drastically implement policies and solutions to control wastewater; strengthen investment in water and sanitation facilities for remote and mountainous areas; promote integrated management of water resources by river basin and strengthen international cooperation and benefit sharing with countries sharing the same water sources.

Goal 7: In implementing the Target Program on electricity supply in rural, mountainous and island areas, the percentage of households accessing electricity tended to grow and reached 99.5% by 2022, and the access gap between urban and rural areas has been narrowed significantly, from 1.3% to only 0.1% during 2018-2022. The installed capacity and output of renewable energy (RE) exceeded the set target, the share of RE in the total final energy consumption in Viet Nam tended to increase and reached 21.78% in 2020 thanks to policies incentivizing investment in renewable power projects, especially wind power and solar power. In addition to the positive signals mentioned above, energy consumption per gross domestic product tends to rise to a higher-than-the-average level of the world as well as of the ASEAN countries. Although the share of RE in total final energy consumption has increased, it has not yet met the determined national targets. The slow process of technological innovation in some energy-intensive industries also leads to energy inefficiency.

Goal 8: Viet Nam's economy in the period 2016-2022 gained encouraging achievements with a GDP growth rate of over 6%/year. The growth rate of total factor productivity (TFP) has improved considerably in the last 5 years, reaching an average rate of 2.93% in the period 2016-2020. The informal employment rate declined steadily in the period of 2016-2021. The COVID-19 pandemic with unpredictable chaos in the period of 2020-2021 forced Viet Nam and countries around the world to take emergency response measures such as closing border gates, implementing social distancing, which has stalled production, paralyzed domestic and international tourism activities, thus, greatly affected the progress of SDG 8 implementation. In the period of 2020-2021, although GDP still maintained a positive growth rate (2.87% in 2020 and 2.56% in 2021), it is much lower than that in 2018, 2019. In addition, income generation rate was slowed down, and unemployment and underemployment rates went up. In 2022, Viet Nam's economy began to recover with GDP growth rate of 8.02%; there have been more than 3.5 million international visitors to Viet Nam (although still much lower than the pre-COVID-19 pandemic level; production and business activities have returned to normal like the pre-COVID-19 pandemic level.

Goal 9: According to the Global Competitiveness Report (2019) of the World Economic Forum (WEF), Viet Nam's infrastructure system ranked 77th out of 141 countries, higher than previous year and among ASEAN top 4. Transport infrastructure was secured, so until before COVID-19 pandemic, the volume of passenger and freight transport and traffic increased over time. Due to the impact of the COVID-19 pandemic, the volume of passengers and freight transport plunged sharply (over 50%). The share of the manufacturing in GDP has continuously increased as the growth rate of this sector has remained stable even in the context of the economy being heavily hit by the COVID-19 pandemic. The proportion of workers working in manufacturing sector also tends to increase. Science and technology (S&T) has also been invested profoundly when both

share of expenditures on the S&T sector and number of S&T staff have been going up over time. Viet Nam's total expenditure on scientific research and technological development nearly doubled from VND 18,496 billion in 2015 to VND 32,102 billion in 2019 in absolute terms, but as the share of GDP, the increase was insignificant, which was even only 0.01% during 2017-2019. The number of full-time equivalent scientific research and technological development staff (FTE) in Viet Nam in 2019 reached 760.3 people per million people. Social distancing measures due to the COVID-19 pandemic were opportunities to accelerate Viet Nam's digital transformation. As of 2022, more than 99.9% of the population had mobile network coverage and over 85% of the population using mobile phones.

Goal 10: The income growth rate of the 40% lowest income cohort compared to the average income growth rate of the whole country is almost the same, even in 2020, thanks to urgent support policies for the vulnerable people during the COVID-19 pandemic, the income growth rate of such group reached 17.6% and remained positive at 0.5% in 2021, much higher than the growth rate of household income per capita. Viet Nam has developed and implemented policies to reduce risks for vulnerable groups, the poor, near poor and other disadvantaged groups. Viet Nam ensures equal opportunities for everyone in accessing resources and benefiting through social security, education, and training policies. Viet Nam committed to boosting measures that promote the political, economic, and social participation of all, regardless of age, sex, disability status, race, ethnicity, origin, religion, economic conditions, or other conditions. Along with the increasingly higher position and voice of the country in the global arena, Viet Nam is gaining more important role and position in multilateral institutions/forums, which is clearly proved through the fact that Viet Nam has been elected to many agencies of the United Nations (UN) Boards as well as actively participating in regional cooperation such as APEC, ASEAN, the International Mekong River Commission, etc. Despite many achievements in the implementation of SDG 10, Viet Nam has been facing internal and external challenges to secure necessary resources for development, especially in implementing policies to support and guarantee the rights of disadvantaged groups in society. The risk of more severe inequalities in access to services, especially those related to economic, educational, health, cultural and social rights is always present across different geographic regions, communities, and population groups.

Goal 11: Many important achievements have been recorded in urban development. The proportion of population living in poorly built housing has decreased rapidly, from 2.6% in 2016 to 1.7% in 2018 and 0.9% in 2022. A strong downward trend has been recognized in all sub-categories of this indicator, from urban to rural areas, among all regions and population groups. In addition to positive results, urban development is facing environmental pollution problem. The proportion of urban domestic solid waste collected and treated in accordance with national standards and technical regulations is 96.23% in 2022 compared to 86% in 2018, but the main treatment method is still landfill. The amount of construction waste, which accounts for about 10-15% of urban solid waste, has increased rapidly in recent years along with the increasing speed of urbanization and number of civil works in large cities of the whole country. In addition, the areas of greeneries and water surfaces are not utilized properly, worsening the living quality of urban residents. In recent years, the socio-economic infrastructure in rural areas has been changing remarkably, contributing to changing the visual landscapes of rural areas, and the essential works have been basically completed to meet the requirements for development and production and people's living. Rural environmental protection has great breakthrough, especially in the treatment of waste from residential areas and improvement of the green-clean-beautiful rural landscapes.

Goal 12: Viet Nam continues to promote the implementation of the National Action Program on sustainable production and consumption; has made efforts to effectively manage and use natural resources, to strengthen measures and sanctions to deal with environmental pollution; initially developed and applied regulations to promote sustainable public procurement; improved policies on taxes and prices for fossil fuels and made flexible adjustments to protect the poor, vulnerable groups, especially under the impacts of the COVID-19 pandemic. Propaganda and education to raise awareness about environmental protection continues to be promoted, with special focus on communication and awareness raising activities to change consumption habits, encourage the use of alternative, environmentally friendly products. By the end of 2021, the rate of hazardous waste collected and treated reached 90% (15% higher than that in 2018); 85.5% of establishments causing serious environmental pollution have been handled (19.3% higher than that in 2018). However, Viet Nam needs to strive much harder to implement the SDG 12 in the context of environmental pollution and waste generated from socio-economic development activities, in which the rate of collection and treatment of domestic solid waste in rural areas has only reached 66% and more than 80% of landfills are unsanitary; resources to promote sustainable production and consumption are increasingly limited; mineral resources and land have neither been properly managed nor efficiently exploited; The participation of enterprises in sustainable production and supply chains is still limited.

Goal 13: Viet Nam always strives to respond promptly and effectively to climate change and natural disasters through consolidating relevant laws, strategies and policies; to implement international commitments, especially the commitment to reduce emissions to net zero by 2050; and to incentivize ministries and agencies at central and local level to actively participate in the implementation of the Paris Agreement on Climate Change. Up to now, 87.3% of provinces/centrally affiliated cities have released their Action Plans to implement the Paris Agreement on Climate Change. The objectives are to proactively and effectively respond to, reduce vulnerability, loss and damage caused by climate change, to lessen negative impacts of climate change on vulnerable groups, to cut greenhouse gas emissions, and to take full advantage of opportunities from climate change adaptation in transforming growth models, and to improve resilience and competitiveness of the economy as emphasized in the National Strategy on Climate Change. Moreover, Viet Nam is also actively implementing the National Strategy and Action Plan on Green Growth and promoting the integration of climate change adaptation into the national and local socio-economic development plans. In 2022, Viet Nam updated the Nationally Determined Contribution (NDC), closely following Viet Nam's commitments at COP26. Viet Nam has regularly updated the scenarios of climate change and sea level rise in 2009, 2012, 2016 and 2020. Despite numerous efforts, Viet Nam is considered as one of the countries that are most heavily affected by climate change; weather situation and extreme weather are becoming increasingly more complicated and unpredictable, and the impact of natural disasters has been heavily affecting the people, different industries, and sectors. This requires Viet Nam to continue to make more efforts to improve the society's resilience against climate change-related disaster risks.

Goal 14: Having a long coastline, Viet Nam has made significant efforts to conserve and sustainably use oceans, seas, and marine resources for sustainable development through strategies and policies on protection of marine resources and environment and sustainable management of aquatic resources. Viet Nam is implementing the Strategy for Sustainable Development of the Marine Economy of Viet Nam to 2030, with a vision to 2045. Activities to prevent and control various types of marine pollution have maintained the quality of the coastal water and ocean environment within allowable limits. Marine and coastal protected areas, despite their relative modesty, have contributed to the management and protection of coastal

ecosystems, especially mangroves. The rapid growth rate in the share of aquaculture has also mitigated the pressure on the exploitation of natural marine resources. In 2020, the percentage of coastal sea water monitoring points meeting the quality requirements of the national technical regulation for organic matter pollution parameters (N-NH₄⁺) was 99% and for the parameters of total grease 92%. Viet Nam's seafood production will increase from 6.5 million tons in 2015 to 8.4 million tons in 2020, with an average increase of about 4.6% per year. However, as a developing country with a low average income, coastal, marine and island ecosystems are under excessive pressure from socio-economic development and environmental pollution; fish and seafood reserves are increasingly shrinking due to over exploitation. Attaining the SDG 14 would be a huge challenge for Viet Nam.

Goal 15: Forest ecosystems, especially those of national and international importance, and wetland ecosystems, are being conserved, used, and restored in an increasingly sustainable way. Forest area was maintained at a stable level and climbed from 41.65% to 42.02% in the period of 2018-2022. Many national policies, such as payment for forest environmental services, conservation and sustainable use of ecosystems and natural ecosystem services, have posed positive impacts in linking biodiversity conservation with sustainable use of ecosystems and genetic resources. These policies have been integrated in the National Socio-Economic Development Plans and Strategies. In the period 2018 to 2021, the total revenue from forest environmental services reached an average of approximately 2,900 billion VND/year, forest land is maintained and increased slightly from 14.92 million hectares in 2015 to 15.4 million hectares in 2020. However, Viet Nam still faces many difficulties and challenges to achieve SDG 15, requiring more synchronous and drastic solutions in the coming time. Issues that need to be addressed in the coming years include: (i) illegal organized forest cutting and timber exploitation are developing in a complex manner; (ii) land degradation; (iii) narrowing down of natural habitats and the risk of extinction of a number of endangered species; (iv) the exploitation, trade and consumption of endangered wild plants and animals have not been well controlled; (v) financial resources to ensure implementation of state management of ecosystems, protected areas in particular and biodiversity in general are still very limited.

Goal 16: Promoting the rule of law, ensuring equal access to justice and participation for all is always the most important goal that Viet Nam looks forward to, in order to build a rule-of-law state of the people, by the people, and for the people. The corruption control has made positive changes; the proportion of people and organizations paying unofficial fees to use public services tends to decline; with improvement in satisfaction index of people and organizations on administrative services; the number of criminal cases reduced; the percentage of children with birth registration increases by age and there is no difference between boys and girls, between urban and rural areas or between regions. In addition, to ensure that all people have equitable justice access and accountability, Viet Nam has promulgated the Law on Legal Aid in 2017 which provides of free-of-charge legal services to vulnerable groups such as people from poor households, children, ethnic minorities residing in areas with extremely difficult socio-economic conditions, the elderly, people with disabilities, victims of domestic violence, and people living with HIV,ect. However, abuse, violence and exploitation against women and children still exists; there are still cases where children under 5 years of age have not been registered for birth; corruption in general is still complicated and sophisticated; people show limited roles and responsibilities in engagement in local matters so their problems have not received adequate attention.

Goal 17: To date, Viet Nam has developed economic and trade relationship with most countries and territories and is a member of many regional and global organizations and forums. Viet Nam has signed 15 Free Trade Agreements and is implementing commitments to cut tariffs in 14 Free Trade Agreements. In the period of 2015-2022, the export growth rate went up by 12.1% per year on average, meeting the set target. Viet Nam has expanded its network of strategic partnerships and comprehensive partnerships with many countries in the region and around the world; promoted the negotiation and implementation of many new-generation free trade agreements since 2018. Viet Nam has been active in developing and contributing initiatives in regional and global mechanisms such as ASEAN, WTO, WB, IMF, APEC, ASEM, WEF, OECD, P4G, and in forums/mechanisms in the UN system, the Mekong sub-region etc.; integrating and leveraging support from and strengthening cooperation with other countries on issues of interest to Viet Nam, serving the implementation of the SDGs, investment, trade, S&T, and climate change adaptation. Although the ODA is being tightened since Viet Nam became a middle-income country, it is still an important source of capital for Viet Nam's economic development. The reduction in ODA and signed concessional loans over the past period is the result of careful selection of efficient projects, ensuring the fiscal targets approved by the National Assembly. This is also an inevitable trend of countries that are "graduating" from ODA sources like Viet Nam.

The context, difficulties and challenges in implementing the SDGs in Viet Nam


Global context: The world economy in the coming period will experience rapid changes with many complicated developments. Many countries around the world have to deal with the impacts of the COVID-19 pandemic, including lower economic growth, political instability, inflation, and high commodity prices after stimulus efforts in many countries. Regionalization trends, extreme nationalism are creating challenges to the implementation of the SDGs. However, globalization and international integration continue to facilitate the increasingly free and large-scale (global scale) movement of development resources (capital, technology, human resources, etc.). Science and technology develop rapidly with the explosion of Industry 4.0 which is changing production and management methods. The great advances of science and technology will fundamentally change the way of global production, trade, and investment. Sustainable development has become an all-encompassing trend in the world; Digital economy, circular economy, green growth are the development models chosen by many different countries.

Difficulties and challenges in the implementation of the SDGs in Viet Nam: Many SDGs are unlikely to be achieved by 2030, in the context of unpredictable world developments and intense geopolitical conflicts; the COVID-19 pandemic has left serious impacts; climate change risk and environmental pollution are still threatening; socio-economic development in the country still reveals many shortcomings and limitations. The pressures of development model transformation, especially the commitment to net zero emissions by 2050 given the shortage of resources and energy, low level of S&T development, etc, is placing many challenges on Viet Nam.

Key solutions in the coming time

The implementation and completion of the SDGs by 2030 in Viet Nam will face many difficulties and challenges. However, the achievements in the previous period combined with Viet Nam's socio-political stability and the increasingly improved institutional and legal framework for socio-economic development continue to create a pedal for the implementation of the SDGs in the coming period. In order to accelerate the implementation of the SDGs in the remaining half of the journey, Viet Nam will focus on the following key groups of solutions:

- Improve and strengthen the quality of socialism-oriented market economy institutions; strengthen the efficiency and effectiveness of policy implementation through public administration reform and further promote the participation of the vulnerable in the decision-making process.
- Continue to prioritize investment in human resource development, science and technology, innovation, and to improve the system of synchronous and modern economic and social infrastructure to improve productivity and promote sustainable economic growth.
- Stabilize the macro-economy, support post COVID-19 recovery; mobilize and effectively use financial resources for sustainable development.
- Continue to promote reforms of the social security system to ensure increased resilience to shocks, and support for the vulnerable; facilitate social and cultural development, progress, and social justice.
- Efficiently manage and use resources; strengthen environmental protection and climate change adaptation, prevent, control, and mitigate natural disasters; promote the development of green economy and circular economy.
- Strengthen international cooperation to promote the implementation of the SDGs.
- Continue to improve the availability of data to strengthen the effectiveness of monitoring and evaluation of the implementation of the SDGs.
- Raise awareness, promote coordination and cooperation among different stakeholders to accelerate and ensure comprehensive SDG implementation.



03

INTRODUCTION



Sustainable development is an urgent need and inevitable trend in the development process of human society and is also the direction throughout the development process of Viet Nam. At the United Nations Summit held in September 2015 in New York, USA, the 2030 Agenda and 17 SDGs were unanimously adopted by UN member states. The Vietnamese State high-level leaders attending the event affirmed Viet Nam's support and commitment to focus all necessary resources; all ministries, sectors, localities, organizations, communities, and people will be encouraged to successfully implement the 2030 Agenda and all SDGs.

Implementing international commitments, Viet Nam has issued the NAP 2030 with 17 Sustainable Development Goals, 115 targets, and 158 indicators to monitor and evaluate the implementation of the SDGs. SDGs have been integrated and mainstreamed in national, sectoral, and regional policy systems, focusing on the principle of "Leave No One Behind," and being implemented at both central and local levels with engagement of all stakeholders.

Viet Nam developed and presented the VNR for the first time at the UN High-Level Political Forum on Sustainable Development (HLPF) in 2018. After exactly five years, Viet Nam developed and is presenting the VNR for the second time to share with the international community about the SDGs implementation progress; important changes and advancements compared to 2018; difficulties and challenges along the way. This VNR helps provide important orientations to promote the implementation of the SDGs in the remaining half of the journey in Viet Nam.



04

METHODOLOGY AND PROCESS OF DEVELOPING THE VNR



Methodology

The VNR was scientifically developed with mixed methods: (i) Reviewing national and international reports on sustainable development; (ii) Collecting statistical data on sustainable development indicators from official statistics sources of the General Statistics Office and ministries, sectors, and agencies; data from international organizations and social organizations, non-governmental organizations...; (iii) Widely consulting with all stakeholders and mobilize their participation and inputs to VNR. The report development process also refers to a number of relevant assessment and analysis methods and tools proposed by the United Nations to be applied in the development of the VNR.

In particular, Viet Nam's VNR 2023 integrates the assessment of the progress of SDGs implementation according to the methodology shared by the statistical experts from UNESCAP. The methodology, indicators and data used by UNESCAP for the assessment can be found in Appendix 2. Although there are a number of limitations, the assessment methodology of UNESCAP provides an objective quantitative view of the level of achievement of a number of SDG targets in Viet Nam, thereby, guiding the selection of specific actions to promote the implementation of the SDGs in the coming time.

VNR preparation process

In the process of developing VNR, there was extensive participation of the whole political system, ministries, agencies, socio-political organizations such as women, youth, socio-professional organizations, social organizations, national and international NGOs, development partners, UN organizations in Viet Nam, business representatives, research institutes, and scientists, including the following steps:

Step 1: Organize a kick-off workshop to solicit comments on the Draft VNR Outline and disseminate information to engage all stakeholders in the VNR development process.

Step 2: Create a link to provide the Draft VNR so that all organizations and individuals can contribute comments to the Draft VNR outline and send relevant reports, information and data to the Ministry of Planning and Investment.

Step 3: Coordinate with The Deutsche Gesellschaft für Internationale Zusammenarbeit GIZ and UN organizations in Viet Nam to mobilize resources for the development of the VNR.

Step 4: Develop the Draft VNR on the basis of the annual assessment reports of the implementation of the sustainable development goals from different ministries, sectors, and agencies; SDGs thematic reports of ministries, sectors, and agencies; reports of domestic and international organizations, UN agencies in Viet Nam, non-governmental organizations, etc. Besides, the content of assessing the progress of SDGs implementation has been developed based on the methodology shared by UNESCAP.

Step 5: Collect inputs from different stakeholders on the Draft VNR

- Send official dispatches to ministries, sectors, and agencies on the Draft VNR.
- Organize consultation workshops with representatives from different ministries, sectors, agencies, socio-political organizations, socio-professional organizations, non-governmental organizations, UN agencies in Viet Nam, development partners, research institutes, universities, and experts.
- Collaborate with Leave No One Behind Partnership (LNOB Viet Nam) to widely consult social groups and NGOs on the Draft VNR: (i) Conduct an online survey to collect comments from social organizations and experts to contribute to the Draft VNR; (ii) Consult children and social organizations working to protect rights and interests of and to provide direct support to children (Draft VNR has been designed in a user-

friendly format with diagrams and images for children and social organizations so that children can also provide inputs); (iii) Consult with representatives of social organizations working on the matters of children, youth, people with disabilities, ethnic minorities, LGBTIQ+ community and environmental organizations.

Step 6: Finalize the Draft VNR on the basis of studying the comments received.

Step 7: Submit the VNR to the Deputy Prime Minister for approval.

Step 8: Send the key messages to the UN Secretariat.

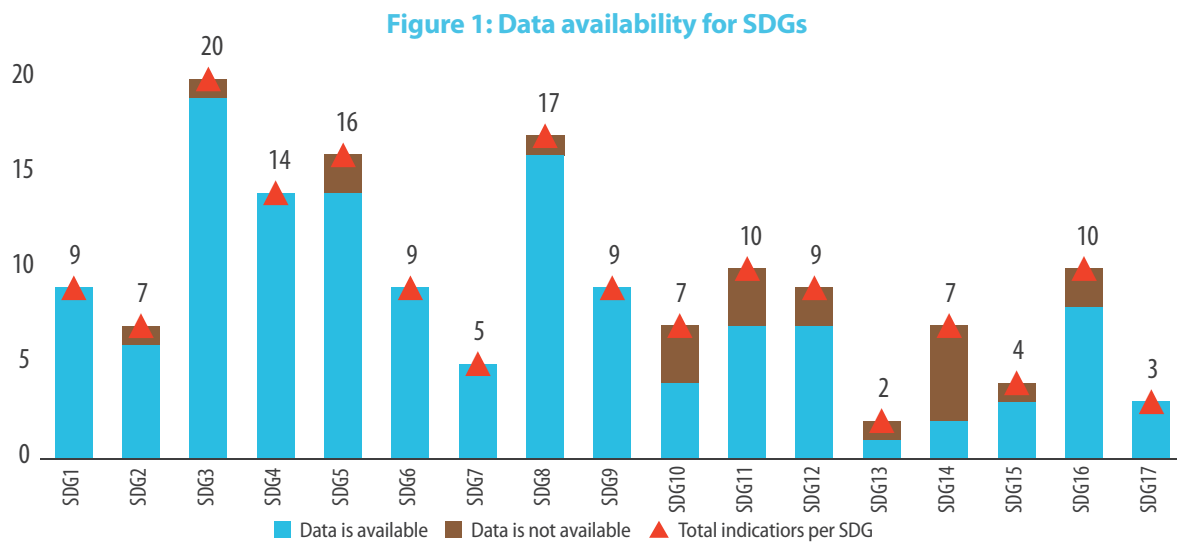
Step 9: Prepare for presentation of the VNR (VNR design, presentation slides, short video clips introducing about VNR).

Step 10: Establish a Vietnamese delegation to attend and present VNR at HLPF in July 2023.

Indicators and data sources used in VNR

The indicators used in the development of VNR are determined in accordance with the Circular No. 03/2019/TT-BKHDT dated January 22, 2019 of the Ministry of Planning and Investment specifying 158 statistical indicators for monitoring sustainable development in Viet Nam.

The data for the indicators is collected from official sources, including: Statistical Yearbook and annual and periodical surveys of the General Statistics Office (GSO) of Viet Nam; Statistical Yearbook of Health of the Ministry of Health; annual reports on the implementation of the SDGs by ministries, sectors, and agencies and other reports of relevant sectors; data from UN organizations, World Bank; data from surveys conducted by ministries, sectors and organizations such as Provincial Competitiveness Index (PCI), Provincial Governance and Public Administration Performance Index in Viet Nam (PAPI), Satisfaction Index of Public Administration Services (SIPAS)... The data is collected for the period 2010-2022, in which analysis is focuses in the period 2015-2022 and comparison is conducted with the first VNR prepared in 2018.



Source: Compiled by experts (March 2023)

Statistics as of March 2023 in the process of developing VNR show that out of 158 indicators, data is available for 136 indicators¹ and not available for 22 indicators. There is a number of goals that Viet Nam are ready in terms of statistics such as Goal 1, Goal 6, Goal 7, Goal 9, and Goal 17. While in some other goals, the available data is not qualified for monitoring purposes such as Goal 14 with 5 out of 7 indicators where data has not been collected, or Goal 10 with 3 out of 7 indicators without data availability.

¹ In which some indicators have data collected from official sources of international organizations.

05

POLICIES AND SUPPORTING ENVIRONMENT



5.1. Institutions and policies to implement the SDGs in Viet Nam

In order to implement the international commitments, Viet Nam issued NAP 2030 in May 2017. Soon after that, Viet Nam developed the first VNR and presented it at HLPF in 2018. Five years after that, Viet Nam showed significant institutional and policy improvements for the implementation of the SDGs in Viet Nam.

General policies to implement the SDGs in Viet Nam have been promulgated in a synchronous manner. Accordingly, the Government and the Prime Minister have issued different Resolutions and Directives on Sustainable Development to promote and make the implementation of the SDGs a regular task and prepare periodic reports. The roadmap for the implementation of the Sustainable Development Goals by 2030 and 158 Statistical Indicators on Sustainable Development have been issued to create a basis for monitoring and evaluation of the implementation of the SDGs. Guidelines for monitoring and evaluation of SDGs and Guidelines for integrating SDGs into 5-year and annual socio-economic development plans have also been released, founding a basis for ministries, agencies, and localities to implement the SDGs. 17 out of 22 ministries and central organizations and 51 out of 63 provinces and centrally affiliated cities have issued Action Plans to implement the 2030 Agenda.

The national socio-economic development strategy for the period 2021-2030 has fully integrated 17 SDGs into its directions, tasks, and solutions. This can be considered as the most important basis and foundation for the SDGs to be implemented in a substantive and effective manner and closely linked to the goals and targets set out in the Strategy.

Policies across sectors/fields have comprehensively integrated the SDGs, better mainstreamed disadvantaged groups such as the poor, ethnic minorities, children, and women to ensure the spirit of “No one is left behind” at the same time strive towards global goals/commitments on environmental protection, natural resources, biodiversity and climate change adaptation in the country’s development process, specifically:

- Policies focusing on the poor, near-poor, ethnic minorities in extremely difficult socio-economic areas and other disadvantaged groups have been realized, with great social impact, significantly contributed to raising people’s knowledge, training human resources, and reducing poverty in ethnic minority and mountainous areas. In which, typical examples include the National Target Program on Sustainable Poverty Reduction, the National Target Program on New Rural Areas and recently, the National Target Program on Socio-economic Development in Ethnic Minority and mountainous areas in the period 2021 – 2030. Those have formed important resources for the implementation of the SDGs in Viet Nam.
- The social assistance policies have covered most of the target groups of all ages in order to prevent, minimize and overcome risks throughout their lives, to regularly meet the basic needs of the beneficiaries, and to create a wide and intertwined social safety net. Social assistance programs and policies have been implemented effectively, ensuring that disadvantaged people receive timely support and better access to essential social services. The system of policies and laws on social insurance and unemployment insurance is being constantly improved, gradually affirming, and promoting its role as a key pillar of the social security system.
- Health policies on the one hand aimed at strengthening the capacity to provide quality services, on the other hand, have paid more attention to disadvantaged groups such as children, the poor, and people with disabilities. The policies on building and developing the primary healthcare network in the new context have aimed to improve the supply capacity and service quality of the primary healthcare network, ensure the full supply of primary health care services, medical examination and

treatment for each citizen, ensuring fairness and efficiency in the protection, care and improvement of people's health.

- The system of regimes and policies for education and training development regarding education universalization and illiteracy eradication; development of education in ethnic minority areas, mountainous areas, islands and regions with extremely difficult socio-economic conditions; creating equal and fair access to education opportunities for all people has been relatively complete and synchronous, which facilitates the implementation of the policies easily and properly in most localities. In addition to the stable regimes and policies of the State, there are also schemes and projects on education development in disadvantaged areas and contributions from organizations and individuals to education and training. Policies focusing on the poor, near-poor, ethnic minorities in extremely difficult socio-economic areas and other disadvantaged groups have really come to life and shown significant social impact, making an important contribution to raising people's knowledge, improving the quality of human resources, and reducing poverty in ethnic minority and mountainous areas.
- The legal and policy system on gender equality has gradually been completed. Access to education, improved maternal health, and women's participation in the workforce have been institutionalized. Women's rights and leadership in some areas have been secured. Notably, gender policies really focus on disadvantaged groups such as girls, ethnic minorities, and children with disabilities with the goal of creating positive changes in realization of gender equality in these groups. Policies on gender equality, maternal and child health care continue to be developed and promoted, such as the National Strategy on Gender Equality, the Program on Prevention and Control of Gender-based Violence the period of 2021-2025, and the communication program on gender equality to 2030 etc.
- Green and sustainable economic development is always the goal that Viet Nam is aiming for. Recently, Viet Nam has issued many policies and proposed solutions to renew its growth model, to promote the application of scientific and technological advances, to mobilize and use domestic and international resources efficiently, to constantly improve productivity, quality, efficiency, and competitiveness in the coming years. The Government has also issued and implemented policies and solutions to support and promote the activities of businesses and create jobs; encourage start-ups, support small and medium-sized enterprises and micro-enterprises to innovate in order to improve their competitiveness and survival in the competitive environment and international integration.

Along with the global trend, Viet Nam has also advocated the development of smart cities by 2030 in order to promote green and sustainable urban development, to improve the material and spiritual life of the people and strengthen capacity to respond to climate change. The solutions for green growth and urban development, the participation process of the residential community and stakeholders in the implementation of urban development projects have been gradually researched and implemented. Upon the effect of the Law on Planning, attention is paid to regional planning and urban planning, ensuring consistency and efficiency in alignment with the socio-economic sector planning.

- The legal framework on natural resources and environment is increasingly improved. Typically, the Law on Environmental Protection in 2020 has been promulgated with many innovative contents such as establishing a legal corridor for the development of a circular economy, green economy, low-carbon economy, and efficiently use of resources, waste management, and pollution control. National strategies, master plans, plans and action plans in the fields of natural resources and environment continue to be adjusted and updated to suit the context of the new period, towards conservation and sustainable development of natural resources, biodiversity, and environmental protection.

- Regarding climate change adaptation and mitigation, Viet Nam continues to make strong commitments through developing strategies and action plans to respond to climate change and reduce greenhouse gas emissions. Viet Nam is also one of the countries that committed to net zero emissions by 2050 at COP26. To implement this commitment in practice, the Government has issued Decree No. 06/2022/ND-CP stipulating greenhouse gas emission reduction and ozone layer protection, developing a carbon market, encouraging the development of renewable energy sources, and promoting efficient use of energy. The Prime Minister has promulgated a list of sectors and establishments emitting greenhouse gases that must carry out greenhouse gas inventory.
- The National Strategy on Biodiversity, the Strategy for Fisheries Development of Viet Nam, the Master Plan for the Viet Nam Marine Protected Area System, the Master Plan for the Inland Water Protected Area System have set many appropriate targets, contribute to the conservation and sustainable use of oceans, seas and marine resources for sustainable development; scale up management models with the participation of the community; restore, regenerate and develop aquatic resources; develop and establish mechanisms and policies to manage inland fishing and fisheries activities in a sustainable and effective manner. Sustainable forest protection and development and biodiversity conservation have achieved certain results thanks to a system of laws promulgated in recent years such as the Law on Environmental Protection, the Law on Forest Protection and Development, and the Law on Forestry. In addition, the successful implementation of the policy of payment for forest environmental services and the nationwide closure of natural forests in 2017 has contributed to increasing the rate of forest coverage and conserving the natural forest area.
- The occurrence of COVID-19 pandemic has promoted stronger implementation of administrative reforms with many effective and synchronous solutions, especially the digital transformation process in administrative and judicial activities has been enhanced, creating a strong transformation in the operation of the administrative apparatus at all levels from the central to grassroots levels. Indicators measuring people's and organizations' satisfaction with public services continue to be compiled such as the Provincial Competitiveness Index (PCI), the Public Administrative Reform Index (PAR INDEX), and Viet Nam Provincial Governance and Public Administration Performance Index (PAPI).

5.2. Roles and engagement of different stakeholders

The National Assembly and the Government play a leading role in the implementation of the SDGs nationwide

Sustainable development is the direction throughout Viet Nam's development process and is integrated in the national, sectoral, and local socio-economic development strategies and plans. Accordingly, the SDGs have been implemented in practice along with the implementation of socio-economic goals at central and local levels.

NAP 2030 specifically assigns responsibilities to stakeholders from central to local levels in the implementation of the SDGs, specifically:

- National Council for Sustainable Development and Competitiveness Enhancement: be responsible for advising the Government and the Prime Minister in steering and administering the implementation of NAP 2030 and SDGs; propose measures, solutions and mechanisms to ensure coordination of activities of ministries, sectors, localities, mass organizations, business community and people to effectively implement the SDGs and NAP 2030.

- Ministers, heads of ministerial-level agencies, heads of government-attached agencies, presidents of People's Committees of provinces and centrally affiliated cities are held accountable by the Prime Minister for the arrangement of implementation and results of implementation of the NAP 2030 and SDGs.
- The Ministry of Planning and Investment shall assume the prime responsibility for, and coordinate with other ministries, sectors, localities, and relevant agencies in, organizing the implementation of NAP 2030 and SDGs. Implement monitoring, supervision, and evaluation of implementation results of the SDGs and NAP 2030.

During the implementation of the SDGs, the National Assembly, through the exercise of its constitutional and legislative functions and making decisions on important national issues and supreme supervision, has gradually created important solid legal foundations for the comprehensive reform of the country. Since 2016, the National Assembly has amended and promulgated a number of important laws and codes that closely follow the spirit and content of the 2013 Constitution and international treaties to which Viet Nam is a member. On that basis, SDGs-related strategies and policies have been implemented in ministries, sectors and localities, with better attention to and integration of disadvantaged groups such as the poor, ethnic minorities, children and women to ensure the spirit of "No one is left behind" in the process of national development. The National Assembly of Viet Nam annually organizes a Conference on the Role of the National Assembly in the implementation of the SDGs and participates in activities within the framework of the Inter-Parliamentary Union (IPU) to promote the role of parliaments in implementing the SDGs throughout the globe.

The Viet Nam Fatherland Front and its member organizations have promoted the great national solidarity bloc, joining hands to implement the SDGs.

In the process of reformation, construction and defence of the Fatherland, the Viet Nam Fatherland Front, plays an increasingly significant role, actively contributing to consolidating, expanding, and promoting the great solidarity bloc of the people, strengthening social consensus; and taking care of people's lives. The Front has encouraged the people to promote democracy, enthusiastically participate in patriotic emulation movements; carry out social supervision and critique; participate in Party and government development, fight against corruption; expand friendships between the Vietnamese people and the people from other countries. Accordingly, the people nationwide, ethnic groups, religions, and compatriots abroad have upheld the spirit of patriotism, solidarity, response, support, and efforts to implement the directions and policies of the Party and the State, contributing to the common achievements of the country, promoting the implementation of the SDGs.

Every year, the Viet Nam Fatherland Front deploys the peak month "For the Poor" (October 17-November 18) and over the past 6 years (2017-2022), the Viet Nam Fatherland Front at four levels has mobilized the Fund "For the Poor" and for social security with more than 38,700 billion VND from businesses, organizations, and individuals. In particular, under the impact of the COVID-19 pandemic, the Fatherland Front at all levels has launched and received financial and in-kind support from all classes of people with a value of over VND 18 trillion.

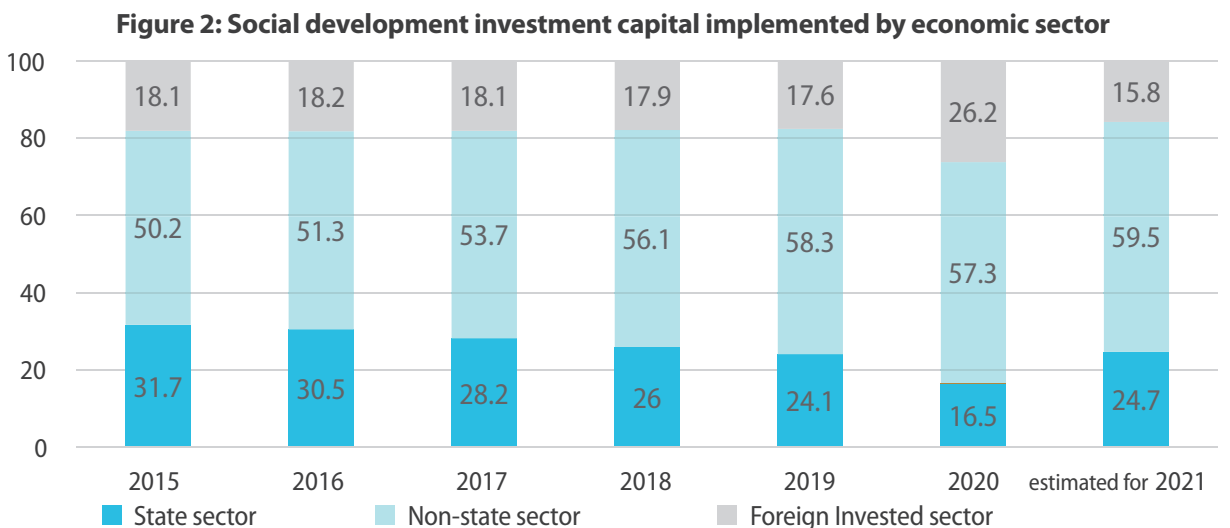
During the period of 2017-2020, the Viet Nam Fatherland Front supported the organization of a large number of rallies to celebrate World Environment Day on June 5 at 344 pilot models of environmental protection in residential areas. Along with activities to respond to the World Environment Day, the Viet Nam Fatherland Front at all levels simultaneously held the World Environment Day rallies in 5,393 residential areas with up to 647,160 attendees, cleared 102,898 km of stream flows, planted 2,854,603 trees, and collected 1,868,420

m³ of waste, including 220,705 m³ of plastic waste, mobilized more than 8.2 million man-days and in-kind contribution from the people equal to 168 billion VND in the rallies in such residential areas².

The Viet Nam Fatherland Front at grassroots level has taken the lead and coordinated with different agencies and organizations in supervising many important contents related to the people’s legal and legitimate rights and interests, with focus on implementing the regimes and policies on land compensation and land clearance in case of state acquisition of land; implementing plans and projects that have been delayed for many years; receiving people and handling complaints and denunciations from citizens; implementing legal provisions on private medical facilities; coordination in implementing and supervising the general review of preferential policies for people with meritorious services to the revolution; clean water supply in rural areas; handling complaints and denunciations; publicizing inspection conclusions and preventing corruption and negative aspects etc. Through monitoring activities, combined with listening to the thoughts and aspirations of all classes of people, the Viet Nam Fatherland Front promptly requested the competent authorities to consider and take them into consideration in order to ensure the legal and legitimate rights and interests of citizens, and at the same time improve the institution and contribute to ensuring law enforcement in practice.

Business community

In recent years, the number of businesses has increased rapidly, which has created a large number of jobs with higher incomes for workers. The high income and rapid growth in employment in the business sector contributed to improving and raising the general living standards of the whole society and facilitated the process of restructuring workers from agriculture to non-agricultural industries. The proportion of investment capital from the non-state economic sector increased from 50.2% in 2015 to 59.5% in 2021 and accounted for the majority of investment in social development. Not only growing in proportion, non-state investment capital flows are also starting the trend of “greening”. According to the State Bank, by the end of 2021, credit balance for green projects reached more than VND 441,000 billion (accounting for 4.2% of the total outstanding loans of the whole economy), 32.5% higher than that in 2020.



Source: GSO

In the period of 2017-2022, on average, more than 4,000 new businesses were established each year. The annual average production and business capital of active enterprises was more than double compared to the period 2015-2020³. Many new business models have been formed based on science, technology,

² Official Dispatch No. 559/BC-MTTW-BTT dated September 8, 2022 of the Viet Nam Fatherland Front reporting the implementation results and proposing a roadmap for the implementation of the sustainable development goals up to 2030.

³ Calculation from data of the Ministry of Planning and Investment.

especially information technology, and innovation. The private sector makes an important contribution to development, especially tourism, urban areas, automobile production, high-tech agriculture, modern trade, education, training, and health services. A number of private economic groups applying science and technology have been formed with brand names and domestic, regional, and international competitiveness.

In addition, foreign investment capital plays a particularly significant role. In the period 2016-2022, the total registered investment capital reached more than 238 billion USD. This growth is more than 50% higher than the plan and 70% higher than the period 2011-2015. At the same time, the implemented investment capital increased quite rapidly and reached an elevated level, an average growth of 18.2 billion USD/year, the total implemented capital reached 72.9 billion USD, accounting for 52.2% of the total registered capital. The proportion of FDI in total social development investment therefore also increased, reaching an average of 23.6% per year during this period. In addition to the increase in capital scale, from the end of 2021, there has been a shift in the quality of projects, in line with Viet Nam's green growth and greenhouse gas emission cutting goals, such as the Lego's first carbon neutralizing factories, Pandora corporation's factories that use 100% renewable energy.

Social organizations

Social organizations including non-governmental organizations (hereinafter collectively referred to as SOs) have made important contributions to the country's socio-economic development over the years as well as the implementation of the SDGs in the country, in details as follows:

- **Firstly**, regarding provision of services to the community, contributing to the progress of Viet Nam's SDGs implementation. Over the years, SOs have been actively participating in and accompanying people and authorities during implementing development programs at the local level nationwide, supporting communities to improve food security, nutrition, child protection and development; providing training and supporting employment, livelihoods, clean water and sanitation, gender equality, education, technological innovation and social development, contributing to the achievement of the Millennium Development Goals (MDGs) in the past and the SDGs nowadays. Widespread operation, outreach and provision of community support services have contributed to meeting the needs of all classes of people, especially vulnerable and groups at risk of being left behind. A number of typical models can be mentioned such as: School Nutrition Program of the For Vietnamese Stature Foundation; Standard Digital Citizens Education and Communication Program implemented by the Research Institute for Management and Sustainable Development (MSD) in collaboration with the Ministry of Labour, Invalids and Social Affairs, the Ministry of Information and Communications; The project "Vietnamese local activities for environmental health" of the Institute of Population, Health and Development (PHAD); ActionAid's initiative to reduce greenhouse gas emissions from aquaculture in the Mekong Delta; Livelihood and job creation for People with Disabilities to lead an independent life of the Center for Disability and Development (DRD); Initiative to promote the participation of children and young people in policy-making of the Child Rights Governance Group (CRG); Rural Infrastructure Development Initiative for Poverty Reduction of the Research Initiative for Community Development Centre (RIC); Viet Nam Smart Living Lab initiative of the Management for Sustainable Development Institute (MSD) and United Way Worldwide, etc.
- **Second**, about participating in critique, supervision, and contribution to policy development. SOs play an important role in the following aspects: (i) Conduct professional and reputable research and surveys, contribute data to monitoring and evaluating the implementation of the SDGs; (ii) Effectively propagate the guidelines and policies of the Party and State, especially in the implementation of SDGs at grassroots

level, helping vulnerable groups such as children, women, people with disabilities, the poor, ethnic minorities, etc. have access to information, their rights and responsibilities in the implementation of the SDGs; (iii) Representing the voices of the people, especially vulnerable groups, to speak up about their problems and challenges, ensuring that these groups are not left behind in the SDGs implementation; (iv) Detect gaps in the policy or in the implementation of the policy to advise, critique and contribute to the improvement of the policy.

- **Third**, connecting and mobilizing domestic and international resources to contribute to the implementation of the SDGs in Viet Nam. SOs are capable of connecting and mobilizing domestic and international resources, contributing both human and financial resources to the SDGs implementation. SOs can act as a bridge, connecting the three parties State-SOs-Businesses/Private sector in harmonizing efforts in SDGs implementation.

Development partners

ODA and concessional loans from development partners have actively contributed to the country's socio-economic development and implementation of the SDGs. ODA and concessional loans play important roles for development investment in the context of the limited state budget, while there is an enormous demand for investment to create the breakthrough in infrastructure development towards modernity as set out in the National Socio-Economic Development Strategy in different periods.

With the support of development partners, many national key projects and infrastructure using ODA and concessional loans such as Noi Bai-Lao Cai Expressway Project, Long Thanh-Dau Giay Expressway Project, Nhat Tan Bridge, T2 International Passenger Terminal in Noi Bai Airport, and many other projects were completed and put into operation. ODA and concessional loans have been efficiently used to develop the power system; support more disadvantaged regions such as the Mekong Delta, the Northern Midlands and Mountainous Areas, contributing to reducing the gap between the rich and the poor; supporting sustainable poverty reduction through the implementation of small-scale rural infrastructure development programs and projects in the Northern mountainous provinces and a number of Central Highlands provinces, etc; developing large irrigation systems such as Phan Ri-Phan Thiet, Phuoc Hoa, etc; implementing projects on afforestation, improving production, productivity and product quality of some plants and animals; supporting protection of the environment and natural resources, preventing and reducing natural disaster risks, responding to climate change; strengthening physical infrastructure and technical foundations for medical examination and treatment, supporting the implementation of targeted programs of the health sector such as HIV/AIDS prevention program; supporting the development of Viet Nam's education and training sector at all levels from pre-school education to higher education.

In addition, development partners provide technical support and experience sharing to Viet Nam in the process of formulating and implementing the country's development policies, including the national Socio-Economic Development Strategies and Plans, sectoral strategies, and policies and in the localization of international commitments including the 2030 Agenda to fit the context of Viet Nam.

Since 2016, ODA has plunged dramatically, Viet Nam needs to continue to expand and promote international cooperation to take advantage of emerging public finance sources associated with climate change, green growth, and sustainable development.

5. 3. Monitoring, supervision, and evaluation of SDGs

Monitoring and evaluation of SDGs is a key content in the implementation of the 2030 Agenda in Viet Nam and has become an annual routine work with the participation of relevant ministries, sectors, agencies, and civil society organizations, non-governmental organizations, and UN agencies in Viet Nam. Accordingly, the Ministry of Planning and Investment has promulgated a System of 158 Statistical Indicators to monitor Viet Nam's Sustainable Development⁴ of which: (i) 38 indicators belong to the National Statistical Indicator System specified in the Law on Statistics 2015; (ii) 112 indicators correspond to 100 indicators of Sustainable Development Goals at the global level; (iii) 32 indicators are from the System of Statistical Indicators of Ministries and Sectors including Ministry of Education and Training; Ministry of Health; Ministry of Science and technology; Ministry of Construction; Ministry of Natural Resources and Environment; Ministry of Labour-Invalids and Social Affairs ect. The responsibility for collecting and synthesizing data for the SDGs is defined as follows: GSO is responsible for collecting data for 62 indicators (39.2%); 21 Ministries and other agencies are responsible for collecting data for 96 indicators (60.8%).

In order to quantify the achievement of the SDGs, the Roadmap for the implementation of Viet Nam's Sustainable Development Goals by 2030 was issued under Decision No. 681/QĐ-TTg dated June 4, 2019 of the Prime Minister. The roadmap is a basis for ministries, sectors, and localities to develop specific targets in the five-year or annually socio-economic development plan and plays the role as a measure to assess the achievement of the SDGs by 2020, 2025, and 2030.

To support ministries, sectors and localities in monitoring and evaluating Sustainable Development Goals, the Ministry of Planning and Investment has issued a Guide for monitoring and evaluating the implementation of Viet Nam's Sustainable Development Goals by 2030⁵. Accordingly, SDGs are monitored and evaluated through a system of 158 sustainable development indicators⁶ and assessed the level of achievement by 2020, 2025, and 2030 based on the roadmap for implementation of Viet Nam's Sustainable Development Goals by 2030⁷. The monitoring and evaluation of sustainable development goals have engaged stakeholders including Viet Nam Fatherland Front and civil society organizations; ministries, sectors, and agencies; People's Committees of provinces and centrally affiliated cities; civil society organizations, professional associations; non-governmental organizations; universities, research institutes, professionals, and the business community. Every year, ministries, sectors, central agencies and organizations, People's Committees of provinces and centrally affiliated cities submit reports on evaluation of the SDGs implementation to the Ministry of Planning and Investment for consolidating and submitting to the Prime Minister.

According to regulations, reports on monitoring and evaluation of the implementation of the SDGs shall include:

- Annual report on evaluation of implementation of the Sustainable Development Goals.

⁴ The set of indicators was developed based on three main principles: (1) Ensuring to reflect and evaluate 17 goals and 115 targets of Viet Nam (corresponding to 17 goals and 145 targets at global level); (2) Ensuring international compatibility and comparability while still meeting Viet Nam's practical conditions and sustainable development needs; (3) Ensure feasibility and consistency with other statistical indicator systems of Viet Nam.

⁵ Decision No. 468/QĐ-BKHDT dated March 26, 2020.

⁶ Circular No. 03/2019/TT-BKHDT dated January 22, 2019.

⁷ Decision No. 681/QĐ-TTg dated June 4, 2019.

- National periodical reports on the implementation of the Sustainable Development Goals.
- Voluntary National Review on the implementation of the Sustainable Development Goals (VNR).
- Report on sustainable development by topic, and other ad-hoc reports.

Socials organizations, non-governmental organizations, research institutes and other stakeholders are encouraged to submit reports with information, research results and evaluation as well as critique on the Sustainable Development Goals to the Ministry of Planning and Investment and sector management agencies.

Every year, the Ministry of Planning and Investment submits a report to the Government and the National Assembly to review the implementation of the SDGs. Viet Nam developed the first VNR in 2018 and the second one in 2023. In 2020, Viet Nam prepared the first National report of the SDGs Implementation.

However, the current challenges for monitoring and evaluating the progress of the implementation of the SDGs include the lack of data as stated in the Circular 03/2019/TT-BKHDT. Through the review, the Circular stated that only 136 out of 158 indicators have aggregated data at national total. There is a lack of disaggregated data, especially by criteria and target group, especially disadvantaged groups (such as children, people with disabilities, etc.), to be able to consider the situation in a multi-dimensional manner and fully evaluate the implementation of the principle of “leaving no one behind” of the 2030 Agenda. The lack of data is also an inevitable limitation in the process of developing VNR and it is necessary to continually have better solutions to improve the data for monitoring and evaluation of the SDGs in the near future.

06

PROGRESS OF SDG IMPLEMENTATION





GOAL 1: End poverty in all its forms everywhere

MULTIDIMENSIONAL POVERTY RATE



2016 | **9.2%**



2022 | **3.6%**

MULTIDIMENSIONALLY POOR CHILDREN

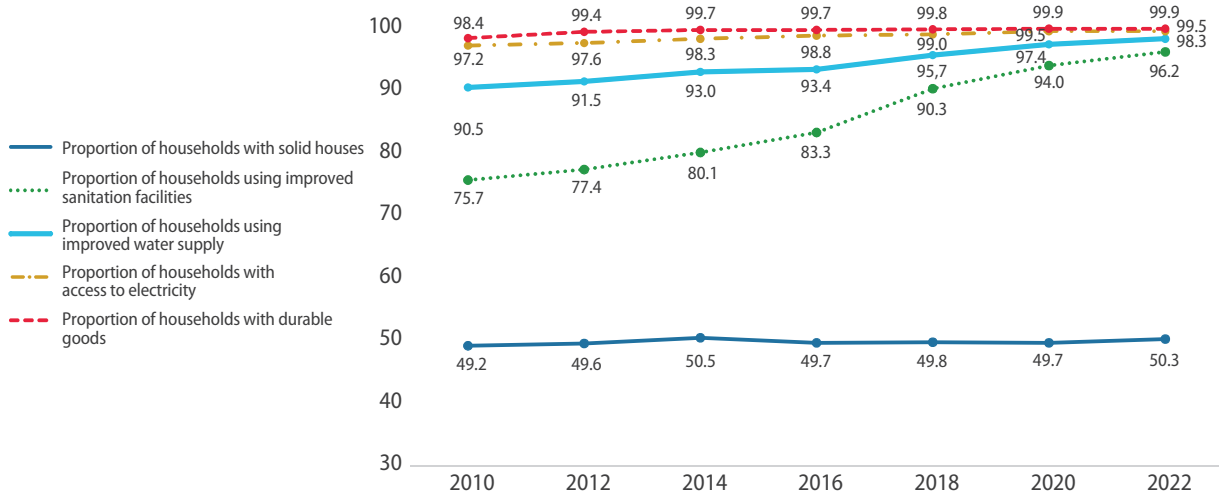


2016 | **19.1%**

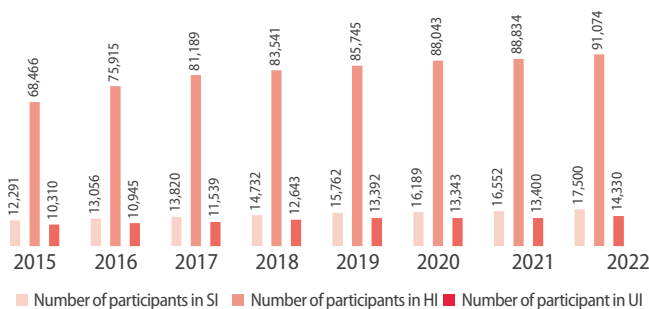


2022 | **11.7%**

HOUSEHOLDS WITH ACCESS TO BASIC SERVICES (%)



NUMBER OF PARTICIPANTS IN SOCIAL INSURANCE (SI), HEALTH INSURANCE (HI), UNEMPLOYMENT INSURANCE (UI) (THOUSAND PEOPLE)



PERCENTAGE OF POOREST HOUSEHOLDS WITH DURABLE GOODS



2016: **98.5%**
2018: **99.1%**
2022: **99.8%**

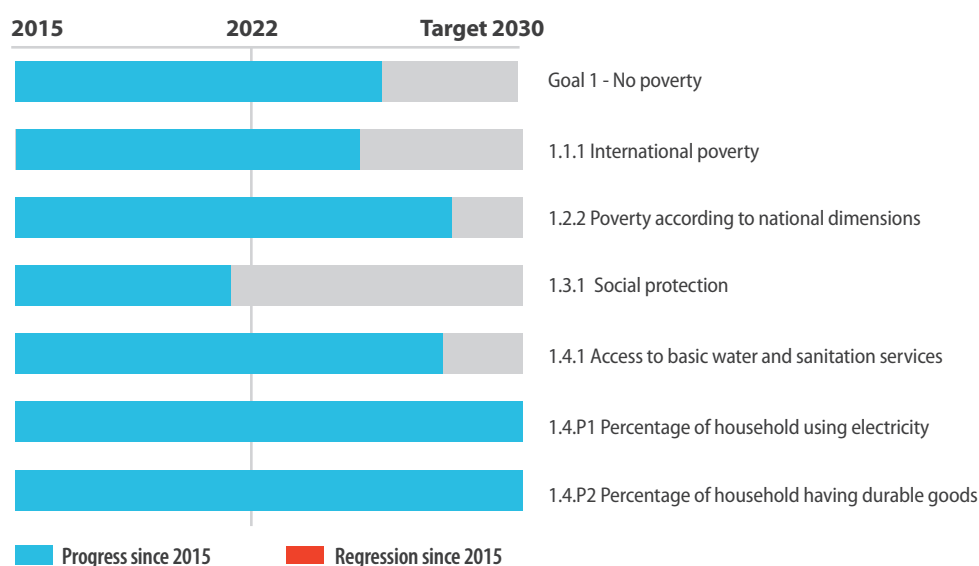
Despite the achievements, the rate of poverty among ethnic minority households is still high; poverty reduction results are unsustainable; poverty gaps among regions and population groups have not been narrowed.

Highlights:

Viet Nam has been effectively implementing general poverty reduction mechanisms and policies to comprehensively support the poor. It has gradually reduced and abolished subsidy policies, increased repayable and conditional support policies depending on type of beneficiaries, geographical locations, and duration of benefiting, especially had more support policies for collectives (groups, teams, cooperatives). As a result, Viet Nam has achieved impressive poverty reduction regardless of the measurement methodologies. Viet Nam’s multidimensional poverty rate plunged sharply, from 9.2% in 2016 to 4.3% in 2022. The rate of children living in multidimensional poverty fell dramatically from 19.1% in 2016 to 11.7 % 2020. There has been a constant growth in number of contributors and beneficiaries of social insurance, health insurance and unemployment insurance. The indicators reflecting the level of access to basic services increased steadily and remained at an elevated level. However, the aftermaths of the COVID-19 epidemic continue to negatively impact all aspects of social life; Climate change, natural disasters, storms, and floods make poverty reduction face many challenges and difficulties. The rate of poor households among ethnic minorities and beneficiaries of social protection is still high; poverty reduction results are not really sustainable; the rich-poor gaps in different regions and population groups has not been bridged, requiring comprehensive and synchronous policies to narrow this inequality.

According to UNESCAP assessment method, except for social protection indicator that has progressed slower and has not yet reached 2022 target, all indicators have progressed well, far exceeded the 2022 targets. Therefore, if the current rate of progress could be retained, Viet Nam is likely to achieve most of the indicators set for measuring the SDG 1 by 2030.

Figure 3: The implementation progress of SDG 1 indicators



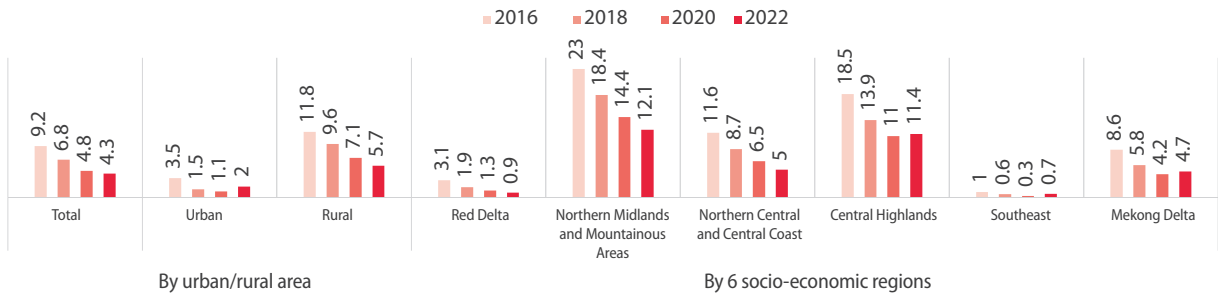
Source: UNESCAP and MPI

6.1.1. Target 1.1: By 2020, eradicate extreme poverty for all people everywhere, measured as the poverty line with per capita income of USD 1.25 a day in Purchasing Power Parity (in 2005 constant price); by 2030, halve, at least, the poverty rate based on the national multi-dimensional poverty criteria (Global targets 1.1 and 1.2)

Viet Nam’s multi-dimensional poverty rate tended to plummet, from 9.2% in 2016 to 4.3% in 2022⁸, an average annual decrease of 0.82 percentage points. This trend exists in both urban and rural areas and 6 socio-economic regions. In period 2016-2022, the multidimensional poverty rate in rural areas reduced more than 4 times faster than urban areas with an average annual reduction rate of 2 percentage points in rural areas and 0.25 percentage points in urban areas. Among socio-economic regions, the Northern Midlands and Mountainous Areas are the regions with the fastest reduction of multidimensional poverty rate, with an average annual decrease of 1.82 percentage points; followed by the Central Highlands, with an average decrease of 1.18 percentage points per year and the Southeast experienced the slowest reduction rate, averagely 0.05 percentage points per year in the period 2016-2022. Recently, Viet Nam has implemented various policies to ensure migrant workers and their families can access to basic social services at destination areas such as workers’ housing in industrial zones. The Law on Housing has provided preferential policies to reduce housing costs, provide opportunities to low-income workers who are struggling with settlement in access social housing⁹ and policies to support access to education and health care for children from migrant families, etc.¹⁰. The above impressive poverty reduction results are attributed by positive developments in all three channels affecting multidimensional poverty reduction: rapidly expanding productive jobs, significantly improved social services, and social welfare systems.

Despite many achievements in poverty reduction, the poverty and near-poor rates among ethnic minority households are still 3.5 times as high as the national poverty and near-poor rates¹¹.

Figure 4: Multidimensional poverty rate in the period 2016-2022 (%)



Source: Findings of Vietnam Household Living Standards Survey, GSO

The rate of children living in multidimensional poverty¹² tended to decrease rapidly in the period 2016-2020, from 19.1% in 2016 to 11.7% in 2020, an average annual reduction of 1.85 percentage points. For the period of 2018-2020, the rate of children in multidimensional poverty tended to drop more slowly than in the period of 2016-2018. There is no clear difference in the rate of multidimensional poverty between girls and boys. In 2018, the difference in multidimensional poverty rates between girls and boys was 0.6 percentage points, but by 2020, this gap had descended to 0.3 percentage points.

⁸ GSO.

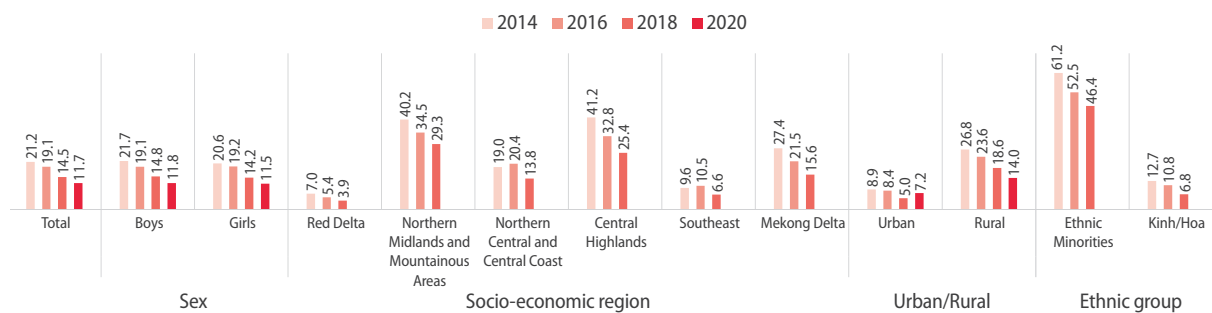
⁹ Article 49 of the Law on Housing, Resolution 11/NQ-CP dated January 30, 2022 on the socio-economic recovery and development program.

¹⁰ The project “Support and development of independent private children groups in industrial zones and export processing zones until 2020” according to Decision No. 4040/QĐ-TTg dated March 20, 2014 of the Prime Minister.

¹¹ GSO, 2020. Survey and collect information on the socio-economic status of 53 ethnic minorities in 2019.

¹² Children’s multidimensional poverty is measured through eight dimensions based on eight basic social needs of children, including nutrition, health, development, housing, environment, access to information, and child labour and the administrative registration of children.

Figure 5: Multidimensional poverty rate among children for the period 2014-2020 (%)



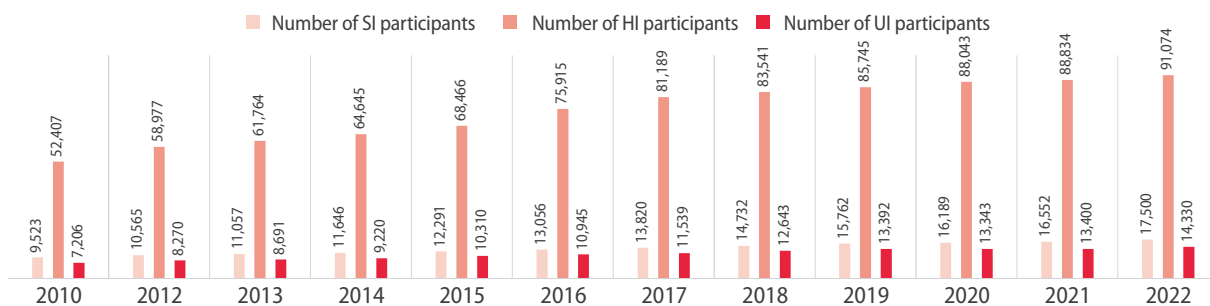
Source: GSO and UNICEF Viet Nam

Multidimensional child poverty is decreasing across all geographic regions and population groups. However, there are still clear differences in the proportion of children in multidimensional poverty among different socio-economic regions, between urban-rural areas and among different ethnic groups. The Northern Midlands and Mountainous Areas and the Central Highlands are the two regions with the highest rates of multidimensional poverty (29.3% and 25.4% in 2018 respectively). The rate of children in multidimensional poverty in rural areas doubled that in urban areas, 14% versus 7.2% in 2020. Similar to general poverty, multidimensional poverty among children is also exceedingly high among ethnic minorities. The multidimensional poverty rate among children with disabilities is almost as twice as that among children without disabilities. In all dimensions of multidimensional poverty, children with disabilities have much higher rates of deprivation than the peers without disabilities¹³.

6.1.2. Target 1.2: Implement nationally appropriate social protection systems and measures for all, including floors, and by 2030 achieve substantial coverage of the poor and the vulnerable (Global target 1.3)

The number of contributors of social insurance, health insurance and unemployment insurance tended to grow in the period 2015-2022 with average annual growth rates of 5.1%, 3.7% and 4.6% respectively. This result is obtained from the construction of a multi-tiered social insurance system, gradually expanding the coverage of social security, towards the goal of universal social security. In particular, in 2018, Viet Nam issued Resolution No. 28-NQ/TW on reforming social security policies with regulations aiming at expanding the number of contributors of social security, creating favourable conditions for workers to be more proactive and flexible in choosing workplaces, easier mobility, easy switching jobs between different regions and economic sectors. During 2020-2022, despite being affected by the COVID-19 epidemic, Viet Nam promptly issued a number of policies to support workers and employers. Thus, the number of participants in social insurance, health insurance and unemployment insurance during this period maintained a positive growth rate.

¹³ GSO & UNICEF, 2021. Situation and trends of multidimensional child poverty in Viet Nam.

Figure 6: Number of participants in social insurance, health insurance and unemployment insurance in the period 2010-2022 (thousand people)

Source: Statistical Yearbook 2021, GSO and Viet Nam Social Insurance

In the period 2018-2021, social security coverage was increasingly expanding but still at a low level. In 2018, 22.6% of the labour force participated in social security (25.1% female and 20.4% male), which ascended to 26% in 2020 (29.1% female and 23.2% male) and by 2021, this rate continued to climb to 28.0% (female 31.8% and male 24.7%). Social security coverage was higher for both men and women at a younger age and peaks at age of 26. Social security participation rates of male and female workforce increased rapidly between the ages of 15 and 29 and reached the highest rate among the age group of 25-29 (52.2% of female workers and 36.3% of male workers participating in social insurance in 2021)¹⁴. The low coverage is partly due to the limitations of the voluntary social insurance system in reaching out to unwaged workers (accounting for 81% of women in informal employment)¹⁵.

In the period 2015-2022, the number of beneficiaries of social insurance, health insurance and unemployment insurance tended to increase; in which, the number of beneficiaries of unemployment insurance experienced the fastest growth with an average annual growth rate of 23.5%. This is due to the fact that the Government issued Resolution No. 116/NQ-CP in 2021 on policies to support workers and employers affected by the COVID-19 pandemic from the UI fund, accordingly, 12,970,000 people received support under these policies, which contributed to the rapid increase the number of beneficiaries of unemployment insurance in 2021 to 13,711 people.

Table 1: Number of beneficiaries of social insurance, health insurance and unemployment insurance in the period 2010-2022

	Number of people receiving monthly social insurance (thousand people)	Number of beneficiaries of lumpsum social insurance (thousand people)	Number of people receiving medical examination and treatment covered by health insurance (Million people)	Number of beneficiaries of unemployment insurance (thousand people)
2010	2,403	5,405	106	145
2012	2,588	6,169	122	584
2013	2,665	7,160	130	582
2014	2,721	7,187	136	552
2015	2,838	8,285	130	545
2016	2,934	9,149	150	1,235
2017	3,026	10,498	170	691
2018	3,098	11,255	176	746
2019	3,208	12,428	184	897

¹⁴ Calculation from the dataset of Labour Force Survey in 2018 and 2021 conducted by the General Statistics Office of Viet Nam.

¹⁵ ILO, 2021. Gender Impact Assessment in Amendment of the Law on Social Insurance of Viet Nam.

	Number of people receiving monthly social insurance (thousand people)	Number of beneficiaries of lumpsum social insurance (thousand people)	Number of people receiving medical examination and treatment covered by health insurance (Million people)	Number of beneficiaries of unemployment insurance (thousand people)
2020	3,286	11,192	168	1,086
2021	3,319	8,423	126	13,711
2022	3,340	12,007	151	984
Average annual growth rate during 2015-2022 (%)	2.5	3.0	0.2	23.5

Source: Statistical Yearbook 2021, GSO and Viet Nam Social Security

In the context of Viet Nam’s aging population, retirement pensions for the elderly should receive due attention. A gender gap still exists, i.e., 16% of women aged 65 and over receive pension from social insurance versus 27.3% men counterparts. This gap widens with increasing age, with only 6.9% of women aged 80 and over receiving a pension versus to 25.9% among men counterparts. Due to the difference in the retirement age between women and men, the average duration of premium payment for women is 4 years less than that of men, equivalent to one-fifth of the total 20 years of prescribed contributions to be entitled monthly retirement pension¹⁶.

In 2022, there were approximately 3.6 million social protection beneficiaries receiving monthly social allowances with a total cost of over 28 trillion VND¹⁷ - raising the coverage to 3.6% of the population receiving monthly allowance, health care allowance and insurance. This number was higher than that in 2018, when the whole country had more than 3 million people receiving monthly cash benefits, equivalent to almost 3% of the population; including more than 1.65 million elderly people receiving monthly cash benefits; almost 1.1 million people with disabilities; 216 thousand children, and other vulnerable people¹⁸.

In the period 2017-2022, the system of establishments for social assistance services and social houses has expanded in the scale of service provision. 45,348 people received care and nurture in 2017, which grew to 48,110 people in 2019 and approximately 48,293 people in 2020. However, only 41,110 people received such services in 2022¹⁹. By 2022, the whole country had established 425 social assistance establishments (195 public establishments and 230 non-public establishments) to meet the needs of people in need of using social assistance services²⁰. The network of social assistance facilities providing services to adults, children with disabilities or mental health accounts for a large proportion (46.5%), the number of establishments providing services to orphans and abandoned children constituted 19.3%, and those supporting the elderly living alone made up 10.3%, and those for children and adults infected with HIV/AIDS comprised 1.4%²¹.

In the period of 2020-2022, Viet Nam and other countries in the world were severely affected by the COVID-19 pandemic. During this period, the state budget supported over 68.43 million beneficiaries as workers and citizens and over 1.41 million beneficiaries as employers facing difficulties due to the COVID-19

¹⁶ ILO, 2021. Gender Impact Assessment in Amendment of the Law on Social Insurance of Viet Nam.

¹⁷ Ministry of Labour, Invalids and Social Affairs, 2023. Report on assessment of task implementation in 2022; targets, key tasks, and key solutions in 2023 in the fields of labour, people with meritorious services and social affairs.

¹⁸ Department of Social Protection, Ministry of Labour, Invalids and Social Affairs, 2019. Report on the results of implementation of the Resolution of the 5th Congress of the Central Committee on some issues on social policies for the period 2012-2020.

¹⁹ Official Dispatch No. 800/LDTBXH-KHTC dated March 7, 2023 of the Ministry of Labour, Invalids and Social Affairs for collecting comments for Viet Nam’s Draft VNR 2023.

²⁰ By 2022, the network of social assistance establishments has met the demand for using social assistance services for 30% of people in need of social assistance with services such as reception, management, care, nurture of social protection beneficiaries, organizing rehabilitation activities, working and production, teaching culture, vocational training, career guidance and providing social work services.

²¹ Ministry of Labour, Invalids and Social Affairs, 2023. Report on assessment of task implementation in 2022; targets, key tasks, and key solutions in 2023 in the fields of labour, people with meritorious services and social affairs.

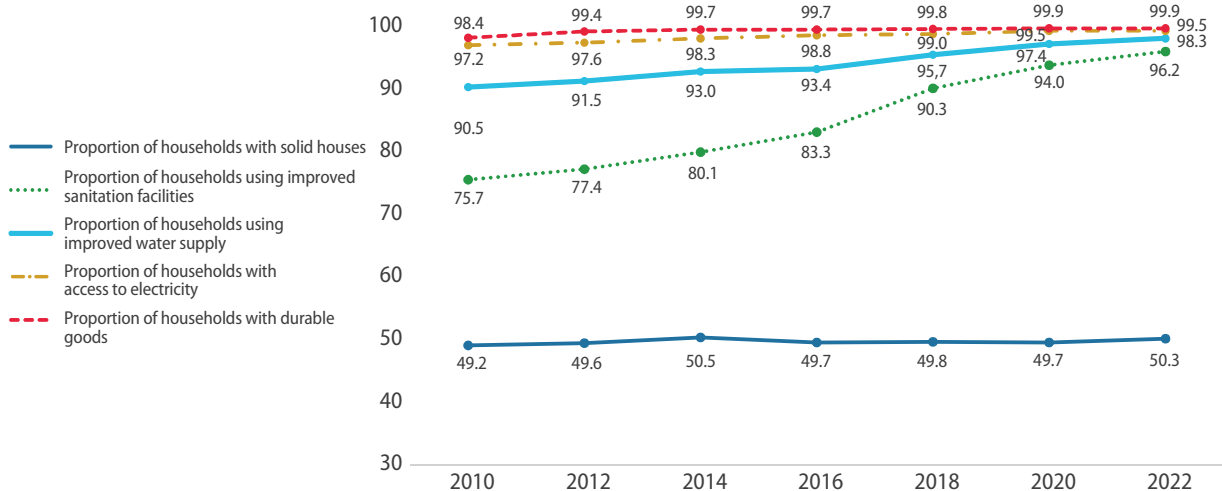
epidemic with a total budget of almost VND 104.5 trillion through cash payments or through direct and indirect policies ²².

In general, in recent years, social assistance regimes and policies keep being expanded in terms of beneficiaries, are implemented for the right purposes, to the right target groups in an efficient manner. The process of identifying targets groups has been improved, organized, and implemented in a transparent way, with the participation of all levels of government and the people. The standard level of social allowance has been adjusted upward over time, currently is 360,000 VND/month (applied from July 1, 2021). However, this level is still low and not commensurate with the basic salary and poverty line in the period 2021-2025.

6.1.3. Target 1.3: By 2030, ensure that all people, in particular the poor and the vulnerable, have equal rights to economic resources, access to basic services, land use and natural resources, ownership and control over the other forms of property, appropriate new technologies and financial services, including micro finance (Global target 1.4)

In the period 2016-2022, the percentage of households that have access to basic living conditions tended to increase remarkably, especially the proportion of households using hygienic toilets has increased from 83.3% to 96.2% and the rate of households using hygienic toilets rose from 83.3% to 96.2%. There was an increase in the percentage of households with access to improved water sources, from 93.4% to 98.3%. This is thanks to the fact that Viet Nam made efforts to increase the coverage of access to basic living conditions, reflected in the policies on clean water and sanitation that have been integrated in the National Target Program on new rural development and the National Target Program on sustainable poverty reduction.

Figure 7: Percentage of households with access to basic services (%)



Source: Viet Nam Household Living Standards Surveys, GSO

The access of poor households to assets can be demonstrated through the possession of durable goods²³. Considering 5 income groups²⁴, it shows that households in the poorest quintile owning durable goods to serve their lives tended to increase in the period 2016-2022, from 98.5% in 2016 to 99.1% in 2018 and to 99.8% in 2022. At the same time, the average value of durable goods per household in the poorest quintile

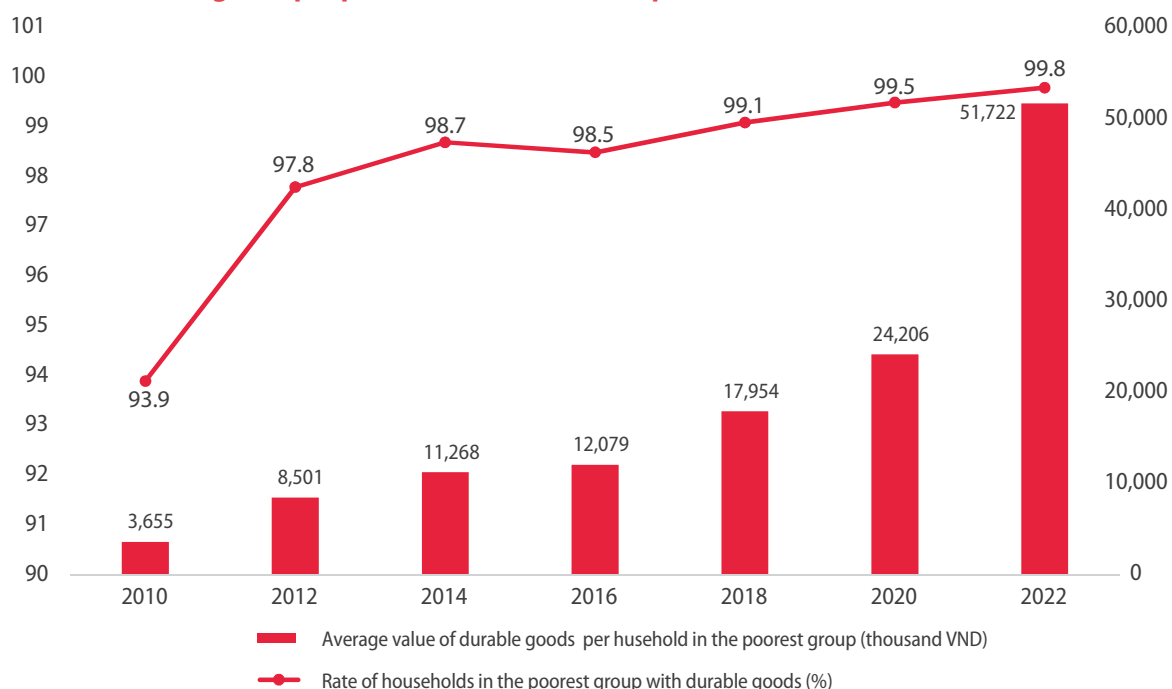
²² Ministry of Labour, Invalids and Social Affairs, 2023. Report on assessment of task implementation in 2022; targets, key tasks, and key solutions in 2023 in the fields of labour, people with meritorious services and social affairs.

²³ The main durable goods here include cars, motorbikes, telephones, refrigerators, video players, colour televisions, music players of all kinds, computers, air conditioners, washing machines, dryers, clothes, hot water bath

²⁴ The concept of "5 income quantiles" is the total number of the surveyed sample of individuals, sorted by income per capita from low to high, then divided into 5 quantiles with the same number of people (each quantile 20% of the sample), including: Quantile 1: the lowest income group (the poorest quantile); Quantile 2: group with below-average income; Quantile 3: average income group; Quantile 4: group with good income; and Quantile 5: highest income group (richest quantile).

also increased rapidly, from nearly 12.1 million VND in 2016 to 18 million VND in 2018 and 51.7 million VND in 2022. In the period of 2018-2020, the poorest households experienced the strongest growth in goods to serve the needs of improving quality of life, such as air conditioners, with an increase of 11 percentage points (from 26% in 2018 to 37% in 2020) and followed by household appliances (washing machines) with a rise of 9.6 percentage points (from 44.3% in 2018 to 53.9% in 2020). Thus, access to assets and living conditions of the poorest households have gradually improved in a positive direction.

Figure 8: Percentage of the poorest households with durable goods (%) and the average value of durable goods per poorest household in the period 2010-2022 (thousand VND)



Source: Viet Nam Household Living Standards Survey, GSO

Regarding preferential credit policies: In the period 2015-2022, Viet Nam issued additional preferential credit policies, reducing lending interest rates for poor households, near-poor households, and ethnic minority households in communes, villages, and hamlets with special difficulties²⁵. In particular, in 2019, the Bank for Social Policies issued Decision No. 12/QĐ-HĐQT to increase the maximum unsecured loans for poor households from VND 50 million to VND 100 million per household and to extend the maximum loan term from 5 years to 10 years²⁶. It is estimated that by December 31, 2022, the total outstanding loans reached over VND 283 trillion with more than 6.5 million poor households, near-poor households, and other policy beneficiaries with outstanding loans. Credits based on social policies contributed to supporting investment in production and business, creating jobs for over 867 thousand workers, of whom more than 7,000 workers go abroad to work for a definite term; helped over 62,000 students in difficult circumstances access to student loans, supported purchase of almost 87 thousand computers and online learning equipment; construction of more than 1.4 million works of clean water and sanitation in rural areas; built approximately 13,000 houses for poor households and social houses for low-income people²⁷.

²⁵ Decision No. 750/QĐ-TTg dated June 1, 2015 of the Prime Minister has adjusted lending interest rates to be lower for a number of social policy credit programs. Accordingly, the lending interest rate was adjusted down to 6.6%/year (for poor households), 7.92%/year (for near-poor households), 8.25%/year (for newly poverty graduated households).

²⁶ Ministry of Labour, Invalids and Social Affairs, 2020. Summary report on the implementation of Resolution No. 80/NQ-CP of the Government on sustainable poverty reduction orientation in the period from 2011 to 2020.

²⁷ <http://www.molisa.gov.vn/Pages/tintuc/chitiet.aspx?tintucID=234373>

6.1.4. Target 1.4: By 2030, improve the resilience of the poor and those in vulnerable situations and reduce their exposure and vulnerability to climate-related extreme events and other economic, social, environmental shocks and disasters (Global target 1.5)

Over the years, Viet Nam has implemented many policies to strengthen resilience against natural disasters. The government has spent trillions of Vietnamese Dongs to invest in infrastructure works, and at the same time provided timely support to people affected by natural disasters. In the period 2012-2020, the State has supported settlement for 105,352 households including 70,923 households in natural disaster areas, 5,670 households in extremely difficult areas, 15,007 households in border areas as well as 13,763 unregulated migrant households. Most of the new residential areas have better transport, electricity, educational and medical facilities. Many residential sites met new rural development criteria. All of these contributed to stabilizing and improving people's living standards; limiting damage caused by natural disasters and unregulated migration; supporting poverty reduction, environmental protection; and strengthening national defence and security²⁸.

²⁸ Government Office, 2020. Collecting opinions on the Program on population distribution in areas: natural disasters, extremely difficult, border, islands, unregulated migration, and special-use forests for the period 2021-2025 and orientation towards 2030.



GOAL 2:

End hunger, ensure food security, improve nutrition, and promote sustainable agricultural development

MALNUTRITION RATE



2015 → 2018 → 2020
8.1% → 6.8% → 5.7%

PREVALENCE OF MODERATE OR SEVERE FOOD INSECURITY IN THE POPULATION

2018 → 2020
6.2% → 7.6%



PREVALENCE OF SEVERE FOOD INSECURITY IN THE POPULATION

2019 → 2020
0.5% → 0.6%



PREVALENCE OF MALNUTRITION AMONG CHILDREN UNDER 5 YEARS OLD

UNDERWEIGHT (WEIGHT FOR AGE)

2018: 13.2%
2021: 11.2%



STUNTING (HEIGHT FOR AGE)

2018: 24.3%
2021: 19.2%



WASTING (WEIGHT FOR HEIGHT)

2018: 6.1%
2021: 3.6%



MALNUTRITION RATE AMONG CHILDREN UNDER FIVE YEARS OLD IN ETHNIC MINORITY AREAS REMAIN HIGH AT **31.4%** IN 2020

LABOR PRODUCTIVITY IN AGRICULTURE, FORESTRY AND AQUACULTURE

32.5
MILLION VND / WORKER
2015




74.7
MILLION VND / WORKER
2021

PER CAPITA INCOME IN RURAL AREAS

29.1
MILLION VND
2016



46.4
MILLION VND
2022



BY THE END OF 2022, THE WHOLE COUNTRY HAS 463,000 HECTARES OF AGRICULTURAL LAND AND 85,996 HECTARES OF AQUACULTURE AREA CERTIFIED WITH VIETGAP OR EQUIVALENT (27 TIMES AND 55.7 TIMES THE 2016 FIGURES RESPECTIVELY)

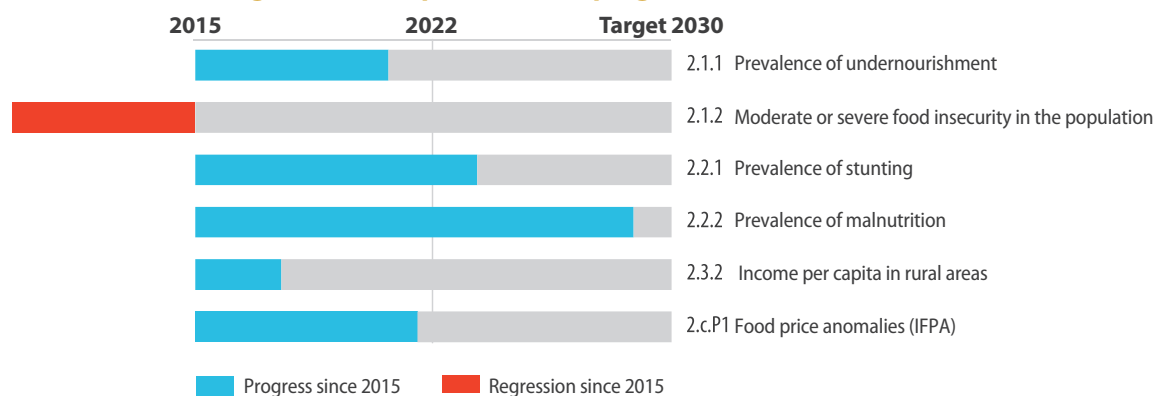
8,304 BUSINESSES
CERTIFIED WITH VIETGAP
6 TIMES THE 2016 FIGURE

It is necessary to focus on improving the indicators on the rate of food insecurity in the population, malnutrition among ethnic minority children and income increment for people in rural areas.

Highlights:

Since 2018, in addition to constantly implementing National Target Programs on poverty reduction on a large scale, contributing to hunger eradication nationwide, Viet Nam has continued to carry out activities to develop green, safe and responsible agriculture; promote food safety, ensure nutrition. On average, at national level, the proportion of children under 5 years of age suffering from malnutrition in all forms (stunting, underweight, and wasting) tended to decrease. Agricultural labour productivity has been improved, and per capita income in rural areas tends to increase gradually over the years. However, the number of malnourished children with stunting in ethnic minorities is still high with about 32% of ethnic minority children under 5 years old suffering from stunting. Moreover, of the more than 200,000 children nationwide with severe acute malnutrition, the majority are from ethnic minorities and have not received effective treatment. Food insecurity started to become worsen from 2018 to now, especially in 2019-2020, serious food insecurity in the population began to appear, ascending from 0.5 % in 2019 to 0.6% in 2020.

According to UNESCAP assessment method, the indicators of under-five children suffering from malnutrition, food price fluctuations showed that they are on track, reaching or exceeding the milestone in 2022. Indicators of undernutrition rate and per capita income in rural areas have shown progress but they are still slow, while the rate of moderate and severe food insecurity in the population tended to decline compared to 2015. In the coming time, Viet Nam needs to accelerate in the implementation of SDG 2, especially to make improvement in the rate of food insecurity in the population as well as increase income for people in rural areas.

Figure 9: The implementation progress of SDG 2 indicators

Source: UNESCAP and MPI

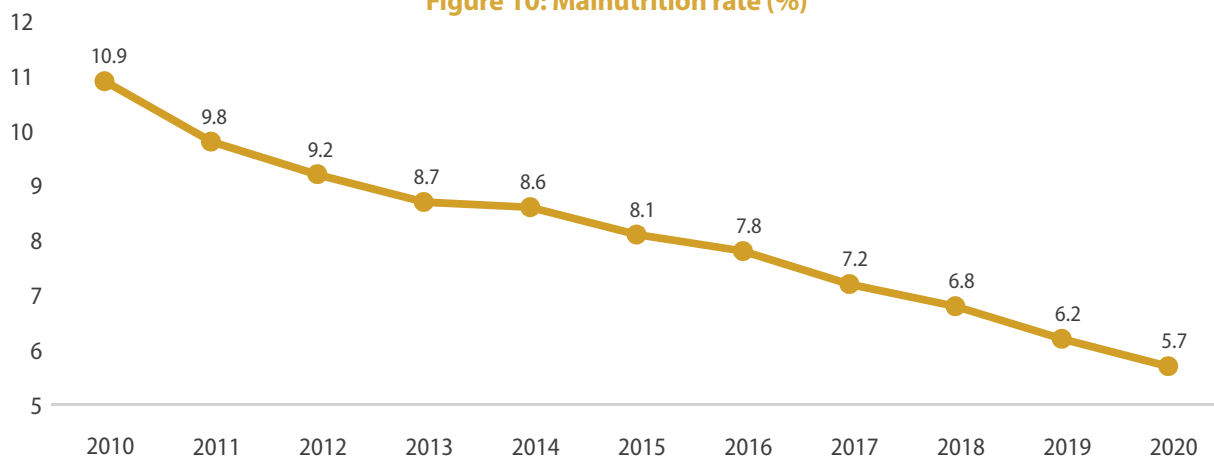
6.2.1. Target 2.1: By 2030, end hunger and ensure access by all people, in particular the poor and people in vulnerable situations, including the elderly and infants, to safe, nutritious and sufficient food all year round (Global target 2.1)

Viet Nam has developed guiding documents for the implementation of the Zero Hunger Program and developed three pilot models on agricultural nutrition, which were reviewed to withdraw lessons learnt from implementation for the following years; strengthened the application of good practices in the production and processing of agriculture, forestry, and fishery products; promoted the application of high technology in order to bring to the market quality products and to meet the increasing requirements of domestic and export consumers. By the end of October 2022, the whole country had 1,668 supply chains of safe agriculture, forestry, and fishery products, an increase of 572 chains compared to 2018²⁹.

²⁹ Ministry of Agriculture and Rural Development, 2022. Report on the implementation of Sustainable Development Goals for the Agriculture and Rural Development sector.

According to the UN's Food and Agriculture Organization (FAO), the malnutrition rate³⁰ of the Vietnamese people tended to decrease in the period 2015-2020, from 8.1 percent in 2015 to only 5.7% in 2020. In the period of 2018-2020, this trend continued to descend, but there was not much difference in the reduction rate compared to the previous period.

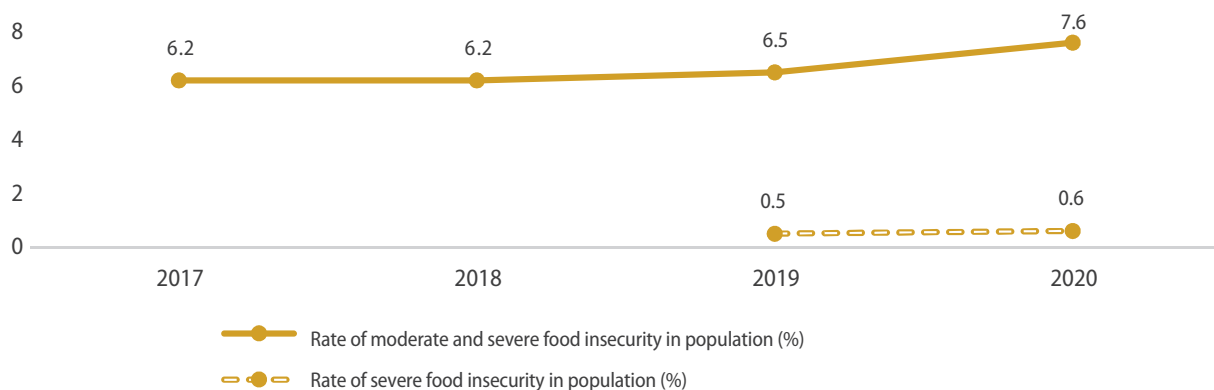
Figure 10: Malnutrition rate (%)



Source: FAO

Moderate or severe food insecurity in the population tended to increase in the period 2017-2020. In 2017, the rate of moderate or severe food insecurity in the population was 6.2% which increased by 1.4 percentage points in 2020 (7.6%). Notably, in 2017 and 2018, there were no people suffering from severe food insecurity. However, the phenomenon emerged with 0.5% severe food insecurity in the population in 2019 which rose to 0.6% in 2020. The reasons include: impact of climate change, natural disasters, environmental pollution, epidemics, strong of industrialization and urbanization in recent years. In addition, from 2020, due to the impact of the COVID-19 pandemic, families generated less income, while food prices were constantly climbing; food transport becomes more challenging, time consuming and expensive due to social distancing policies being applied, etc.

Figure 11: Rate of food insecurity in Viet Nam in the period 2017-2020 (%)



Source: FAO

³⁰ Undernutrition rate measures the percentage of the population that consumes food, food stuff that is regularly inadequate to provide the energy level needed to maintain a normal, healthy, and active life (Circular No. 03/2019/TT-BKHDT dated 22/01/2019).

6.2.2. Target 2.2: By 2030, reduce malnutrition rate in all its forms and satisfy nutritional needs of children, adolescent girls, pregnant and lactating women, and older persons (Global target 2.2)

Viet Nam has made certain progress in reducing the rate of malnutrition among children. However, there is a certain disparity in under-five malnutrition between urban and rural areas; among different socio-economic regions; between boys and girls, and among different ethnic groups. Viet Nam has gained achievements in bringing the rate of children under 5 years of age with stunting to a level lower which is than the average in Asia (21.2%). The Viet Nam's level is classified as the average level³¹ by the World Health Organization (WHO) (< 20%). In 2021, 19.2% of children under 5 years of age suffered from stunting, a reduction of 5.1 percentage points compared to 2018. This trend was similar for underweight and wasting children, i.e. 11.2% and 3.6% respectively in 2021, a significant drop compared to 2018 (13.2% and 6.1% respectively). Although the proportion of under-five children with stunting, underweight, and wasting tended to decrease in both urban and rural areas in both periods (2015-2021 and 2018-2021), the gap between urban and rural areas reflected an increase.

Table 2: Percentage of children under 5 years of age suffering from malnutrition in the period 2014-2021 (%)

	2014	2015	2016	2017	2018	2019	2020	2021
Percentage of children under 5 years of age being underweight (weight for age) (%)								
Total	14.5	14.1	13.9	13.4	13.2	12.2	11.5	11.2
Male	15.0	14.5	14.2	13.7	14.2	12.5	11.7	11.3
Female	14.1	13.8	13.6	13.0	12.5	12.0	11.3	11.0
Urban	8.7	7.8	7.5	7.2	7.0	7.1	7.1	6.9
Rural	17.1	17.1	16.9	16.4	16.1	16.8	15.6	15.4
Percentage of children under 5 years old with stunting (height for age) (%)								
Total	24.9	24.6	24.5	24.2	24.3	22.4	19.6	19.2
Male	26.7	24.9	24.7	24.9	24.6	21.6	18.6	18.3
Female	23.1	22.6	22.5	22.6	23.3	23.1	20.6	20.1
Urban	15.9	10.8	10.6	10.5	10.2	13.4	12.4	12.0
Rural	28.7	28.1	28.0	27.1	26.7	30.1	26.5	26.3
Percentage of children under 5 years of age with wasting (weight for height) (%)								
Total	6.8	6.4	6.3	6.2	6.1	5.2	4.2	3.6
Male	7.5	6.9	6.8	6.9	6.5	4.7	3.7	3.4
Female	6.2	5.8	5.7	5.8	5.7	5.4	4.3	4.0
Urban	5.7	5.2	5.1	5.1	4.8	3.9	2.9	2.7
Rural	8.5	8.4	8.3	8.3	6.7	5.7	4.7	4.5

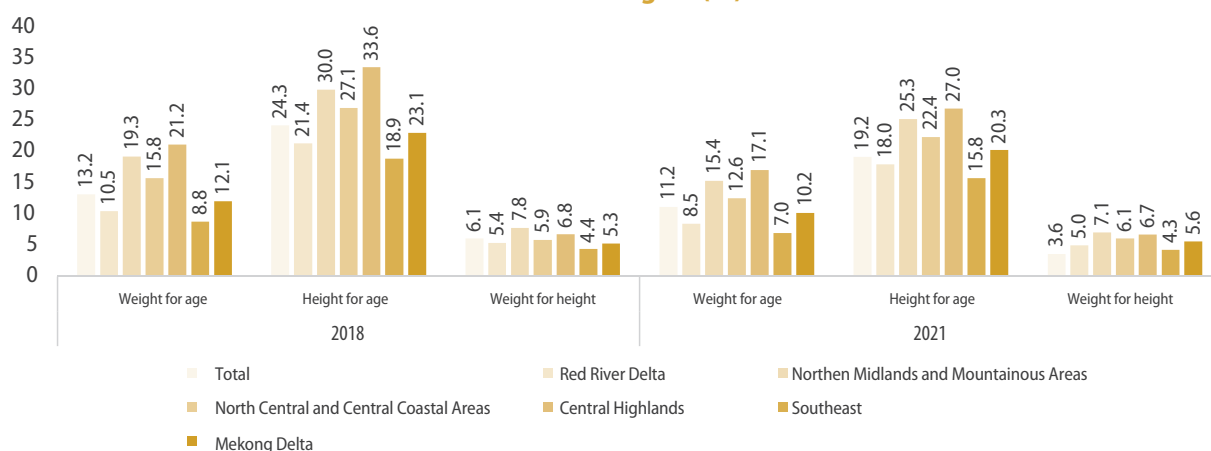
Source: Statistical Yearbook 2021, GSO

In the period of 2018-2021, the proportion of children under 5 years old suffering from malnutrition in the form of stunting, underweight and wasting in the Central Highlands and the Northern Midlands and

³¹ The rate of children under 5 years old with malnutrition in Asia in 2020 was 21.4%. Source: UNICEF Data Warehouse. Access: <https://data.unicef.org/topic/nutrition/malnutrition>, September 10, 2021.

Mountainous Areas, though experiencing a declining trend, is still highest in the country. In 2021, the rates of children under 5 years old suffering from malnutrition in the form of stunting, underweight and wasting in the Central Highlands were 27%, 17.1% and 6.7%, respectively; and the Northern Midlands and Mountainous Areas were 25.3%, 15.4% and 7.1% respectively; indicated a reduction compared to 2018 (33.6%, 21.1% and 6.8%; and 30%, 19.3% and 7.8% respectively). These are the two regions with the highest concentration of ethnic minorities in the country. In 2020, the stunting rate among ethnic minority children was 31.4%, still twice as high as that of Kinh children (15%). At the same time, the proportion of underweight ethnic minority children was 2.5 times as much as that of Kinh children³² (21% versus 8.5%).

Figure 12: Percentage of children under 5 years old with malnutrition in 2018 and 2021 by socio-economic region (%)



Source: Statistical Yearbook 2021, GSO

Regarding the improvement of micronutrient deficiencies among pregnant women, the prevalence of zinc deficiency in pregnant women decreased to 63.5% by 2020 but remained at a level of severe public health implication as assessed by WHO. Zinc deficiency was even higher among pregnant women in the Northern Midlands and Mountainous Areas (81.9%) and the Central Highlands (63.9%)³³. The prevalence of severe micronutrient deficiencies in terms of public health implication might decline in tandem with improvements in socio-economic conditions, but without specific interventions it is unlikely to further decline to average level in terms of public health implication.

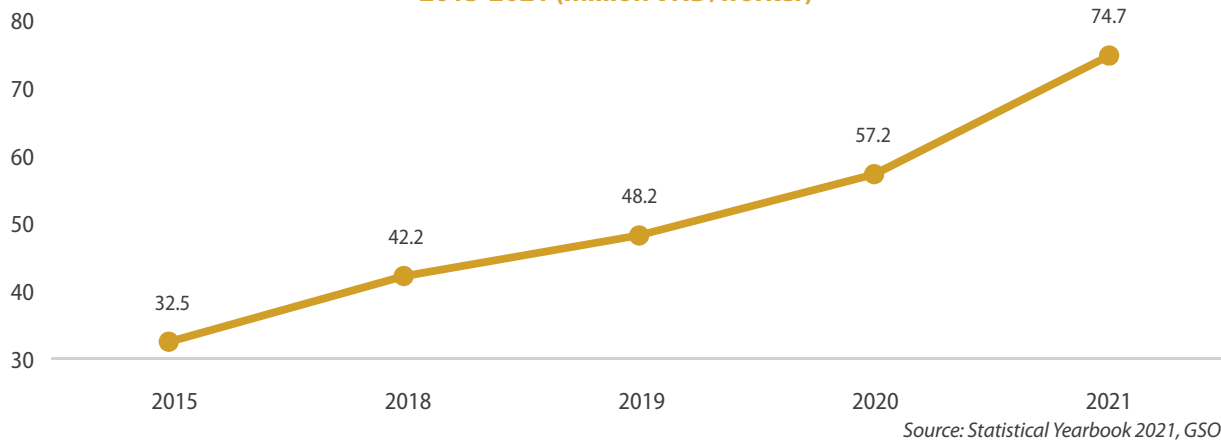
6.2.3. By 2030, improve agricultural productivity and income of workers in agriculture sector by 1.5 times (Global target 2.3)

By intensive farming measures, increasing productivity, quality and added value of agricultural products, agricultural labour productivity is improved. In the period 2015-2021, labour productivity in the agriculture, forestry and fishery industries tended to increase steadily over the years. In 2021, labour productivity in agriculture, forestry and fishery reached 74.7 million VND per worker, 2.3 times higher than that in 2015 (32.5 million VND/worker) at current prices.

³² <https://suckhoedoisong.vn/bao-dong-dinh-duong-cho-tre-em-vung-dan-toc-thieu-so-169221120165814195.htm>

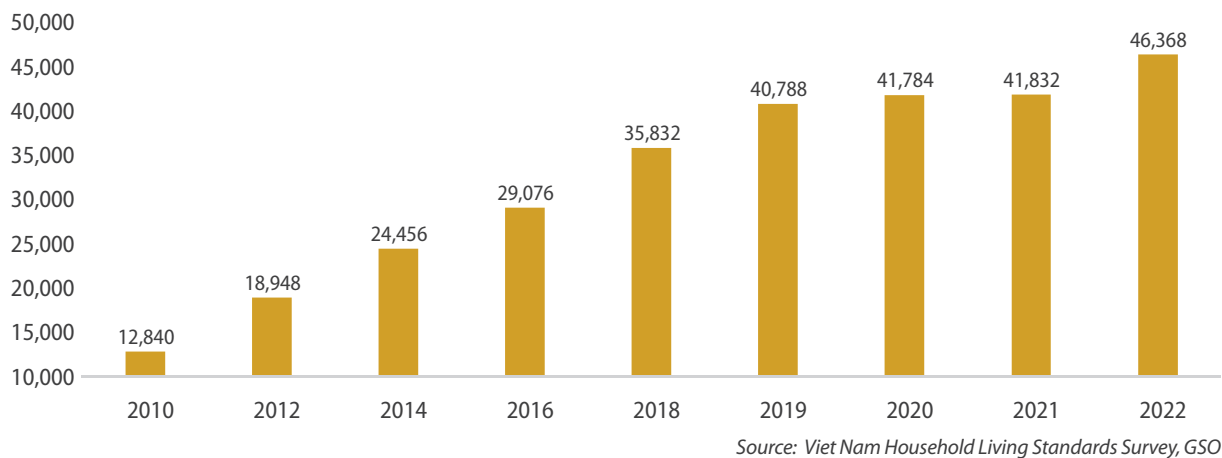
³³ Source: The 2019-2020 Nutrition Census.

Figure 13: Labour productivity in agriculture, forestry, and fishery at current prices for the period 2015-2021 (million VND/worker)



Per capita income in rural areas tended to increase in the period 2016-2022. Per capita income in rural areas in 2016 reached approximately 29.1 million VND per year, which went up to approximately 46.4 million VND per year by 2022, with an average annual growth rate of 7.6%.

Figure 14: Per capita income in rural areas at current prices for the period 2010-2022 (thousand VND/ year)



High quality varieties of plants, livestock, and fisheries, especially plants which are resilience to unfavourable conditions such as salty, drought, flood as well as gene-modified varieties have been selected, created and provided to farmers. Newly produced and imported high quality varieties and advanced farming techniques have led to improvement of agriculture sector. In the period of 2018-2021, 46 recognized high-yield forestry plant varieties were selected or created³⁴.

However, the agricultural sector still faces many challenges in the coming time in the context of shortage of high-quality labour force. Workers staying back in the countryside to work in agriculture are mainly the elderly, resulting in a lack of young and qualified workers. Therefore, there is limited application of technology, leading to low agricultural labour productivity³⁵. Moreover, unpredictable climate change, natural disasters, and epidemics will affect production, domestic market, and export.

³⁴ Ministry of Agriculture and Rural Development, 2022. Report on the implementation of sustainable development goals in 2022.

³⁵ Ministry of Agriculture and Rural Development, 2021. Report on the implementation of sustainable development goals in 2021.

6.2.4. Target 2.4: By 2030, ensure sustainable food production systems and implement resilient agricultural practices that increase productivity and production, that help maintain ecosystems, and strengthen the capacity for adaptation to climate change and other disasters and progressively improve land and soil quality (Global target 2.4)

Viet Nam's agricultural industry is gradually transforming in a positive direction. The crop structure is transformed to be more efficient; promote intensive farming and apply science and technology, especially to the key crops. Focus on improving the breed structure, control and raise the rate of new varieties with high quality. The improvement of food quality and safety has been considered as a priority and there has been positive changes. The production and quality of key crops based on advantages of the country and each region have increased sharply, well meet the demand for domestic consumption and export. Pesticide and fertilize management are becoming increasingly effective in the direction of improving quality and minimizing adverse impacts on the environment; increase use of biological, environmentally friendly pesticides and organic fertilizers, reduce chemical and inorganic fertilizers. Thereby, promote the development of green, safe, and responsible agriculture. By the end of 2022, the whole country had 463 thousand hectares of crops certified with VietGAP or equivalent, an increase of 7.7% compared to 2020 and more than 27 times as high as that in 2016. In the same year, 2022, 8,304 enterprises were certified illustrating an increase of 33.7% over 2021 and 6 times as high as 2016³⁶.

The findings from a survey on more than 33,000 agricultural production households in 2020³⁷ demonstrated that the percentage of efficient and sustainable agricultural production land area reached 37.8%, meaning 62.2% of agricultural production land is neither suitable nor efficient. From the economic perspective, the level of unsustainability of product value per hectare of production land and risk reduction mechanism is still high (58.8% and 60.1% respectively). From the environmental perspective, the level of unsustainability is quite high for irrigation water, use of pesticides and application of biodiversity support in production (54.6%, 61% and 62.2% respectively). From the social perspective, the level of sustainability is relatively high: food security reaches a sustainable level of 99.3%, land use rights reach a sustainable level of 81.8%. These findings indicated that, in order to increase the efficiency and sustainability of agricultural land, Viet Nam needs to pay attention to economic and environmental aspects, namely products value, risk reduction mechanism, water sources for irrigation, use of pesticides and biodiversity³⁸.

The proportion of aquaculture areas applying good and sustainable aquaculture practices has increased significantly. By the end of 2022, the whole country had 85,996 ha of aquaculture area received VietGAP or equivalent certificates, an increase of almost 5.1 times compared to 2021 (16,991 ha), and 55.7 times compared to 2016.³⁹

In the period of 2015-2022, the prices of food and food stuff tended to rise at an insignificant level and the fluctuation rate was uneven over the years. Only during 2018-2022 alone, the food consumer price index was relatively more stable than the food stuff consumer price index. Especially in 2020, due to the impact of the COVID-19 pandemic, the consumer price index of food grew to 112.3% versus 103.5% in 2018.

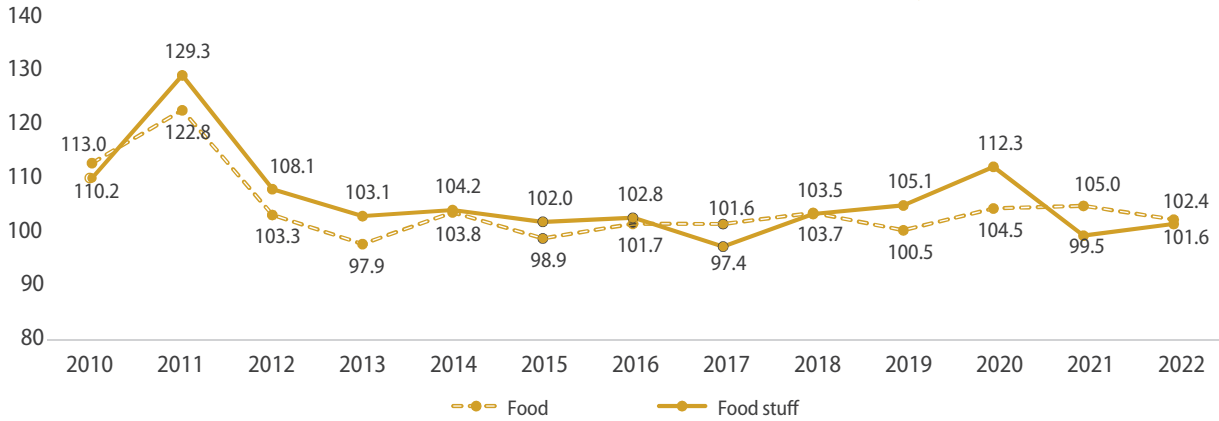
³⁶ Ministry of Agriculture and Rural Development, 2022. Report on the implementation of sustainable development goals in 2022.

³⁷ GSO, 2021. Results of the mid-term rural and agricultural survey 2020.

³⁸ GSO, 2023. Official Letter No. 283/TCTK-TKTH on consultation for the first time on the draft National Voluntary Review on the implementation of the Sustainable Development Goals in 2023 of Viet Nam.

³⁹ Ministry of Agriculture and Rural Development, 2022. Report on the implementation of sustainable development goals in 2022.

Figure 15: Consumer price index of food and food stuff (Previous year = 100) (%)



Source: GSO

6.2.5. Target 2.5: By 2020, maintain the genetic diversity of seeds, cultivated plants, and farmed and domesticated animals; promote access to genetic resources and fair and equitable sharing of benefits arising from the utilization of genetic resources and associated indigenous knowledge as internationally agreed (Global target 2.5)

According to the Ministry of Agriculture and Rural Development, Agricultural Plant Genetic Resource Network is currently keeping 38,344 genetic samples of different plant varieties. Through Agricultural Plant Genetic Resource Network, genetic resources are conserved safely, providing varieties for breeding programs. The Network also helps conserve, store and build a database system on genetic resources of plants and animals. It has exploited and developed plant and livestock genetic resources with 19 indigenous plant species of high economic value and exploiting and developing 14 genuine livestock genetic resources. At the same time, the Network has provided breeding inputs for development of the livestock industry and quickly put it into production, enhanced the advantages of hybridization between indigenous and imported genetic resources. It has also successfully explored artificial reproduction towards exploiting and developing fish genetic resources; six saltwater genetic resources have been recommended to be included in the program of exploitation and development of genetic resources⁴⁰.

⁴⁰ Ministry of Agriculture and Rural Development, 2022. Report on the implementation of sustainable development goals in 2022.



GOAL 3:

Ensure a healthy life and promote well-being for all at all ages

UNDER-FIVE MORTALITY RATE



INFANT MORTALITY RATE



NUMBER OF NEW TUBERCULOSIS CASES / 100,000 POPULATION



NUMBER OF MALARIA CASES / 100,000 POPULATION

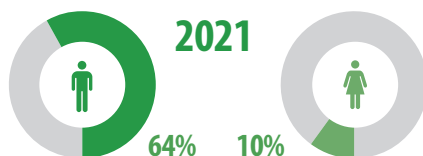


HEALTH INSURANCE COVERAGE (%)



2022
92.04

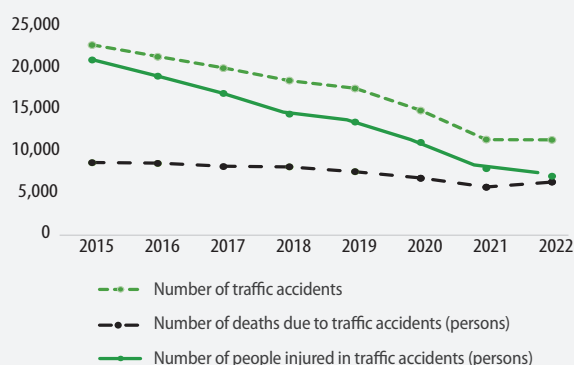
SUBSTANTIALLY HIGH RATE OF ALCOHOL CONSUMPTION AMONG MEN



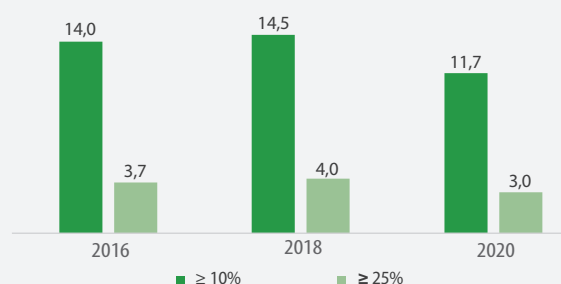
1 OF EVERY 3 MEN DRINKS AT HAZARDOUS LEVEL



TRAFFIC ACCIDENTS



PROPORTION OF HOUSEHOLDS WITH MEDICAL EXPENDITURES PER TOTAL EXPENDITURE ≥10% OR ≥25%



PERCENTAGE OF FULLY VACCINATED INFANTS



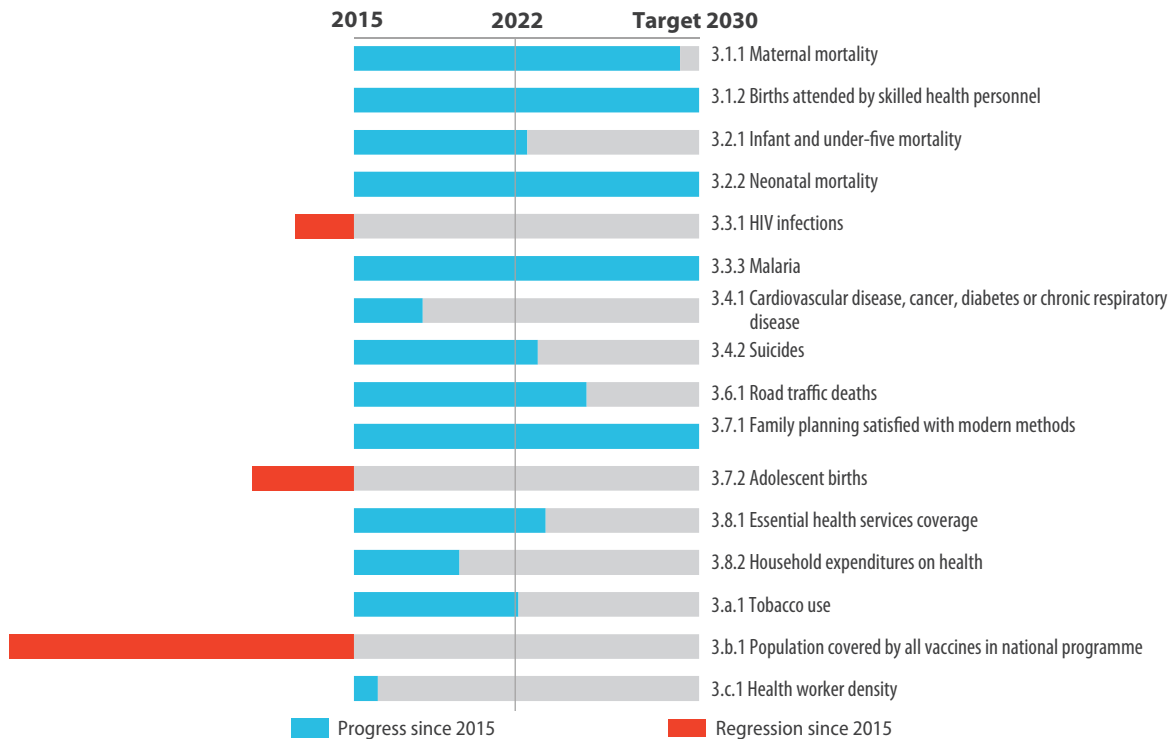
The implementation of SDG 3 still faces many difficulties and challenges in terms of maternal and child health care in ethnic minority and mountainous areas; diseases and deaths from non-communicable diseases; and limited medical facilities and human resources.

Highlights:

Viet Nam has continued to improve its policy system to ensure a healthy life and promote well-being for all, the elderly, and the general population. Some outstanding results include the reduction of maternal mortality per 100,000 live births from 54 cases in 2015 to 46 in 2019; descent of the mortality rate of children under 5 years old and under 1 year old; the number of people who died or were injured in traffic accidents decreased continuously; number of new tuberculosis and malaria cases tended to decrease; percentage of under-1-year fully immunized children reached 96.8% by 2020; etc. However, Viet Nam still faces difficulties and challenges in achieving Goal 3 regarding the indicators of maternal and child health care in ethnic minority and mountainous areas; unmet need for contraceptives is still high, especially among young female migrants; suicide is being committed by younger people and showing signs of increasing; The rate of men drinking alcohol is still relatively high and the rate of drinking at dangerous levels has increased over the years; etc. Especially, the COVID-19 pandemic in the period of 2020-2021 with social distancing and quarantine policies have set back achievements in a number of indicators related to people’s health care and childhood immunization. In 2021, the percentage of children under 1 year of age who are fully vaccinated decreased to 87.1%.

According to UNESCAP assessment method, various indicators such as the number of new HIV infections, the birth rate in the 15-19 age group, the percentage of fully vaccinated children with all types of vaccines are lagging behind compared to 2015; Some indicators have shown slow progress, such as the number of deaths from non-communicable diseases, household expenses for health care, and density of medical staff. For these targets, Viet Nam needs to pay attention and speed up the implementation in the coming time. The other indicators indicated substantial progress, reaching, or exceeding the milestone of 2022. Although the implementation of SDG 3 has gained many achievements, there are still many difficulties and challenges.

Figure 16: The implementation progress of SDG 3 indicators



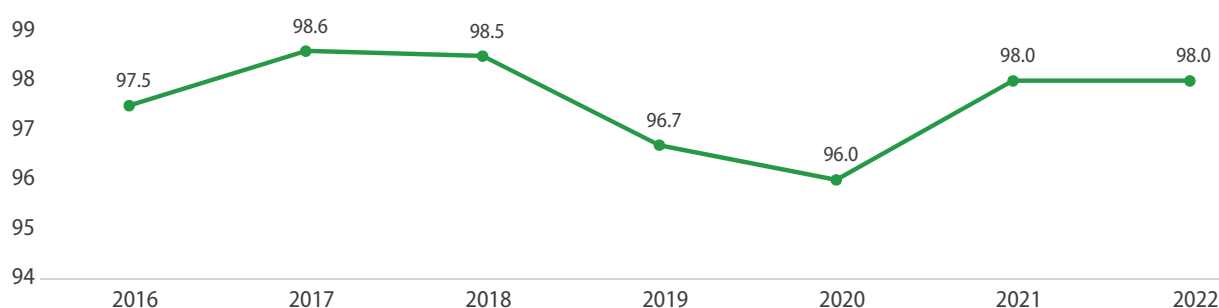
Source: UNESCAP and MPI

6.3.1. Target 3.1: By 2030, reduce the maternal mortality ratio to less than 45 per 100,000 live births; reduce the under-one child mortality rate to below 10 per 1000 live births and the under-five child mortality rate to below 15 per 1,000 live births (Global targets 3.1 and 3.2)

The maternal mortality rate decreased to 46 cases per 100,000 live births in 2019, a reduction of 8 cases per 100,000 live births compared to 2015⁴¹; equivalent to an average reduction of 2 cases per 100,000 live births per year. However, this rate in ethnic minority and mountainous areas was still 3 times as high as national rate⁴².

The percentage of births that are attended by skilled health workers fluctuated over the years. In 2021 and 2022, this rate remained at 98%, 2 percentage points higher than that in 2020 (96%) but lower than that in 2017 (98.6%).

Figure 17: Percentage of births attended by skilled health workers (%)



Source: Ministry of Health

At present, there is still a large disparity in this rate between urban areas and rural areas, among different socio-economic regions and among different ethnic minority groups. According to the findings of socio-economic survey among 53 ethnic minorities in 2019, the percentage of ethnic minority women aged 10-49 years old who gave birth at a health facility was 86.4%, an increase of 22.8 percentage points compared to 2015 (63.6%). However, this rate was still significantly lower than that of Kinh women (over 99%). With the efforts of the grassroots health network, the proportion of ethnic minority women aged 10-49 years old who delivered birth at home without being attended by skilled people in 2019 declined to 9.5%, a sharp decrease of 26.8 percentage points compared to 2015. Nevertheless, this rate is still significantly higher than the rate of less than 0.5% among Kinh women⁴³.

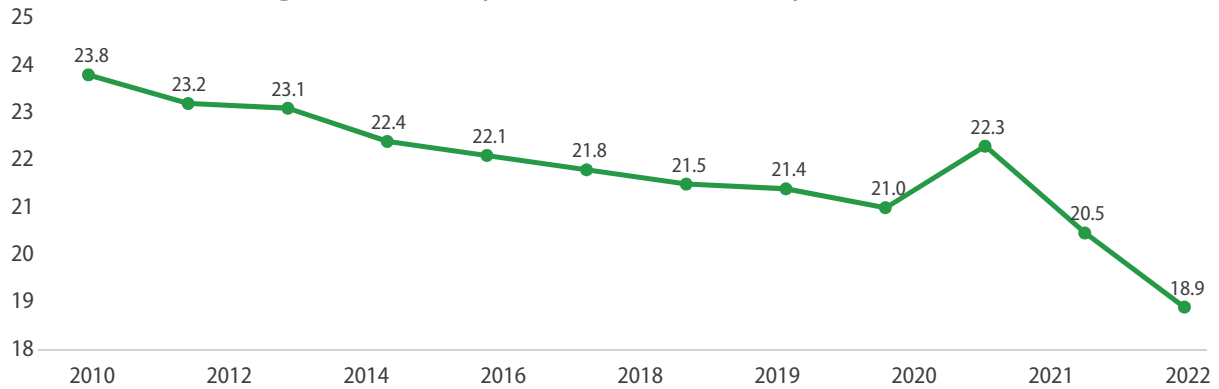
In the period 2015-2022, the mortality rate of children under 5 years old tended to decrease but with slow progress. In 2015, the under-five mortality rate was 22.1‰, going down to 21.4‰ in 2018 and 18.9‰ in 2022.

⁴¹ The 2009 Population and Housing Census and the 2015 Population Change and Family Planning Survey, GSO.

⁴² Report of the Ministry of Health on the implementation of the national target on GE in 2019.

⁴³ General Statistics Office, 2019. Survey on the socio-economic status of 53 ethnic minorities in 2019.

Figure 18: Mortality rate of children under 5 years old (‰)

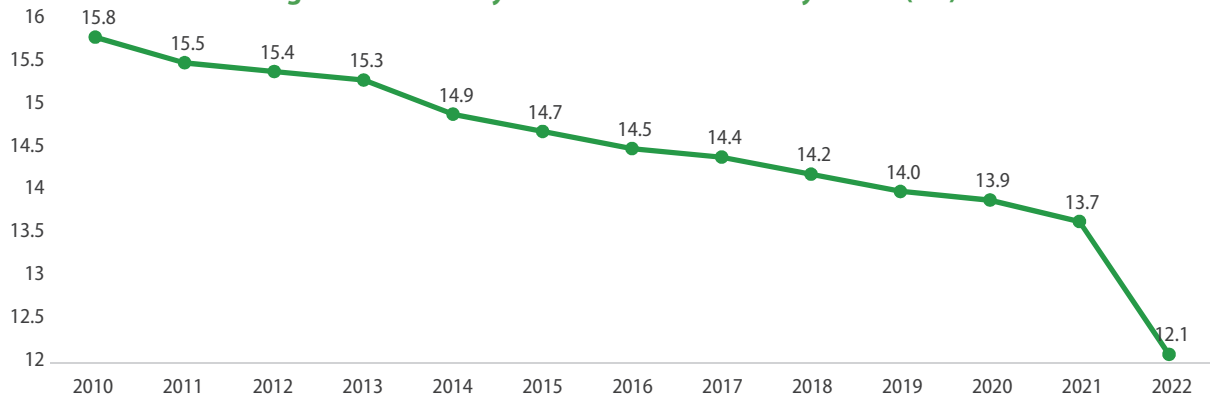


Source: Statistical Yearbook 2021, GSO

In 2021, the infant mortality rate was 6‰ (95% confidence interval from 3‰ to 10‰)⁴⁴. The infant mortality rate in urban areas was 1.4 times as high as that in rural areas and boys vs girls was almost 1.2 times.

The mortality rate of children under 1 year old tended to go down but the reduction rate was still slow. In 2015, the mortality rate of children under 1 year old per 1,000 live births was 14.7, which decreased to 14.2 in 2018 and 12.1 in 2022; i.e. a minor reduction of 2.6‰ in under-five mortality rate within seven years.

Figure 19: Mortality rate of children under 1 year old (‰)



Source: Statistical Yearbook 2021, GSO

6.3.2. Target 3.2: By 2030, end the epidemics of AIDS, tuberculosis, malaria and neglected tropical diseases; prevent and combat hepatitis, water-borne diseases, and other communicable diseases (Global target 3.3)

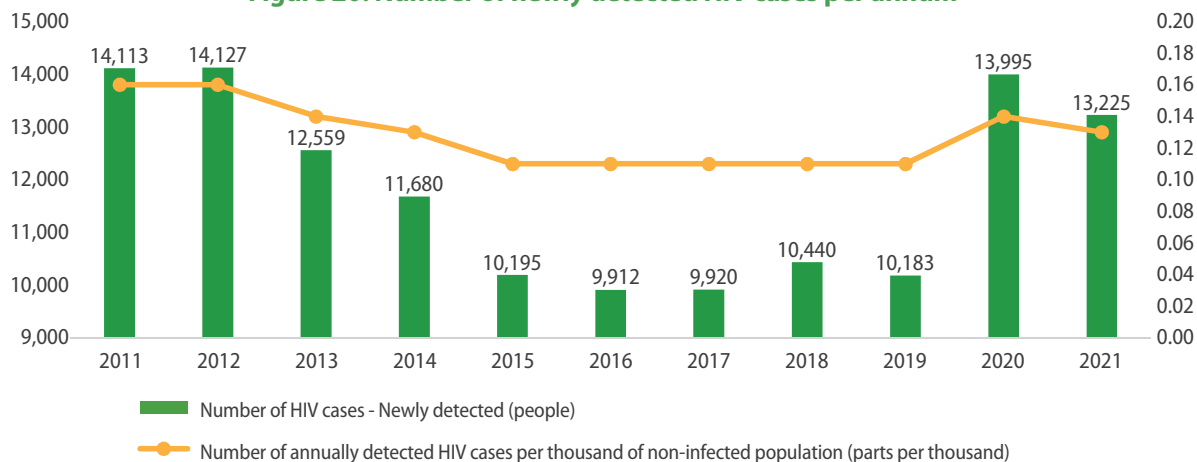
The number of newly detected HIV cases annually tended to rise in the period 2017-2021, from 9.9 thousand cases in 2017 to 13.2 thousand cases in 2021.

HIV prevalence among men who have sex with men (MSM) continues to increase rapidly, from 10.8% in 2018 to 13.2% in 2020. Some remote areas also have potential risks of HIV transmission in the community because people do not have enough knowledge about HIV/AIDS prevention and control and the HIV infection rate in the community is high, but the cases have not been tested and detected⁴⁵.

⁴⁴ Findings of the Viet Nam survey on Sustainable Development Goals with Children and Women (SDGCW) in 2020-2021.

⁴⁵ Ministry of Health, 2021. Report on HIV/AIDS prevention and control in 2020.

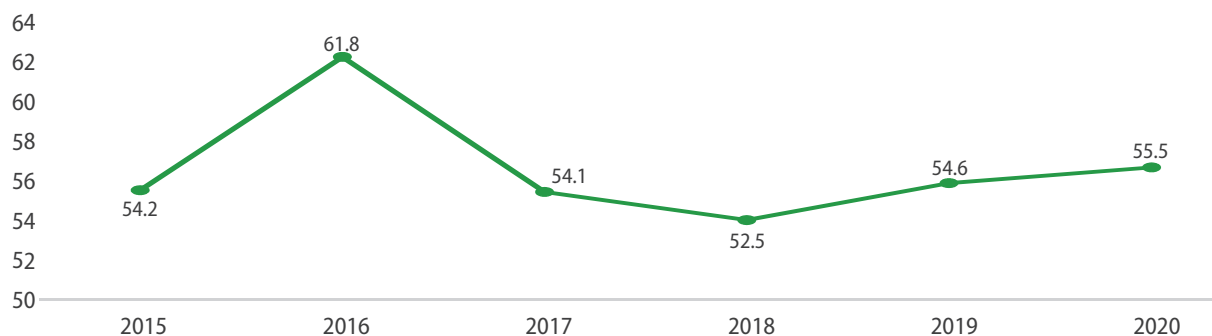
Figure 20: Number of newly detected HIV cases per annum



Source: GSO, Ministry of Health and the research team's calculations

Similarly, the number of new TB cases decreased in general in the period 2015-2020, but in period 2018-2020 alone, the number of new TB cases per 100,000 indicated a growing tendency, from 52.5 cases in 2018 to 55.5 cases in 2020.

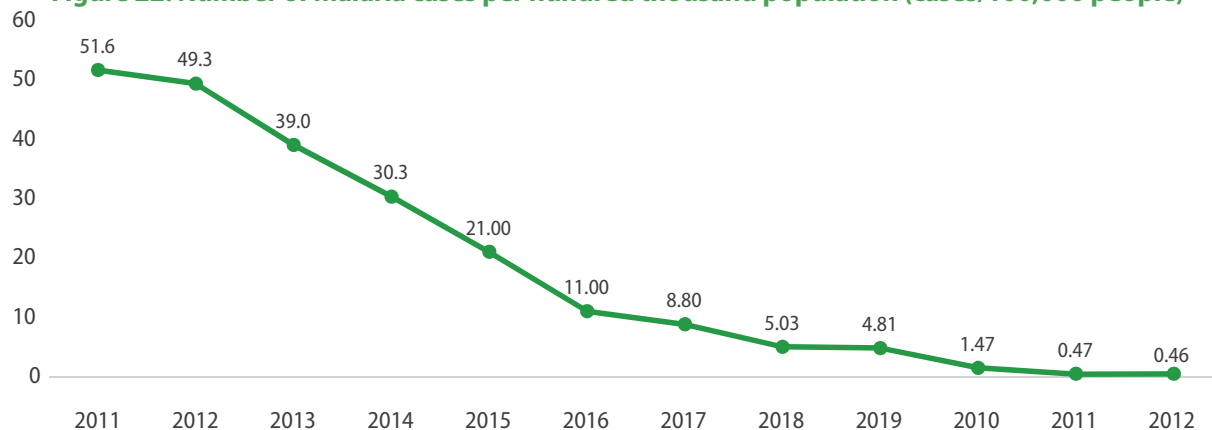
Figure 21: Number of new TB cases per hundred thousand population (cases/100,000 people)



Source: Health Statistical Yearbook 2015-2020, Ministry of Health

In contrast, the number of malaria cases per hundred thousand population tended to nosedive in the period 2015-2022, especially after 2017, to only 0.46 cases per hundred thousand population in 2022.

Figure 22: Number of malaria cases per hundred thousand population (cases/100,000 people)



Source: Health Statistical Yearbook 2015-2020, Ministry of Health, and expert calculations for 2021-2022

6.3.3. Target 3.3: By 2030, reduce by 20% to 25% the under-70 mortality ratio due to non-communicable diseases, through prevention and treatment and promote mental health and well-being (Global target 3.4)

Viet Nam is facing a burden of morbidity and mortality due to non-communicable diseases mainly including cardiovascular disease, cancer, diabetes, and chronic obstructive pulmonary disease with a rapid increase in number of cases over the years and the number of cases in the community is remarkably high. Survey data shows that the prevalence of hypertension in adults in 2021 was 26.2%, equivalent to about 17 million people; the prevalence of diabetes/hyperglycaemia in adults was 7.06%, equivalent to 4.6 million people. In 2019, there were an estimated 592,000 deaths from non-communicable diseases, accounting for 81.4% of all deaths from all causes. In which, deaths were mainly due to cardiovascular diseases, diabetes, cancer and COPD, accounting for 66.2% of all deaths from all causes. In 2019, the number of deaths from cancer, cardiovascular diseases, diabetes, and Chronic obstructive pulmonary disease per 100,000 population was 21.2 cases, a reduction of 0.7 cases compared to 2015 (21.9 cases)⁴⁶.

The number of people dying from suicide per hundred thousand people tended to decrease slightly in the period 2015-2019, from 5.9 in 2015 to 4.7 in 2019. In 2019, the male mortality rate due to suicide was more than 2 times as high as women (6.8 men/100,000 male population and 2.7 women/100,000 female population)⁴⁷. However, in recent years, the suicide cases in Viet Nam are more committed by younger people and indicated signs of growth. The number of cases in reality may be higher than the statistics. In the context of the COVID-19 pandemic in the years 2020-2022, suicide was even more alarming when depression, anxiety and mental disorders was 3-5 times the normal rate.

6.3.4. Target 3.4: Strengthen the prevention and treatment of substance abuse, including narcotic drug abuse and harmful use of alcohol (Global target 3.5)

As of December 31, 2021, there are more than 205,818 drug addicts nationwide with managed records (about 96.2% were men and 3.8% were women), accounting for approximately 0.24% of the population, reduced by 12.4% compared to 2020 (equivalent to 29,182 people). In the period 2016-2021, detoxification has been arranged for 284,770 people⁴⁸.

The results of the Non-communicable Disease Risk Factor Survey in 2021 demonstrated that the prevalence of men drinking alcohol was exceedingly high in Viet Nam. According to statistics, in 2021, up to 64% of men and 10% of women drank alcohol in the past 30 days. Notably, the rate of drinking at dangerous levels increased over the years, especially among men. One of every three men drank at dangerous levels. Out of 548,000 deaths year, 40,000 cases were due to alcohol-related causes (over 7%)⁴⁹.

6.3.5. Target 3.5: By 2030, further control and annually reduce traffic accidents based on three criteria: the number of accidents, the number of deaths and the number of injuries (Global target 3.6)

In the period 2015-2022, the traffic safety situation in Viet Nam illustrated positive changes, reflected in indicators such as number of traffic accidents, number of deaths, and number of injuries caused by traffic

⁴⁶ Ministry of Health. Available at: https://moh.gov.vn/hoat-dong-cua-tinh-dao-bo/-/asset_publisher/TW6LTp1ZtwaN/content/can-quan-tam-hon-ve-hoat-ong-quan-ly-beh-not-lay-nhiem-va-roi-loan-suc-show-tam-than-tai-tuyen-y-te-co-so.

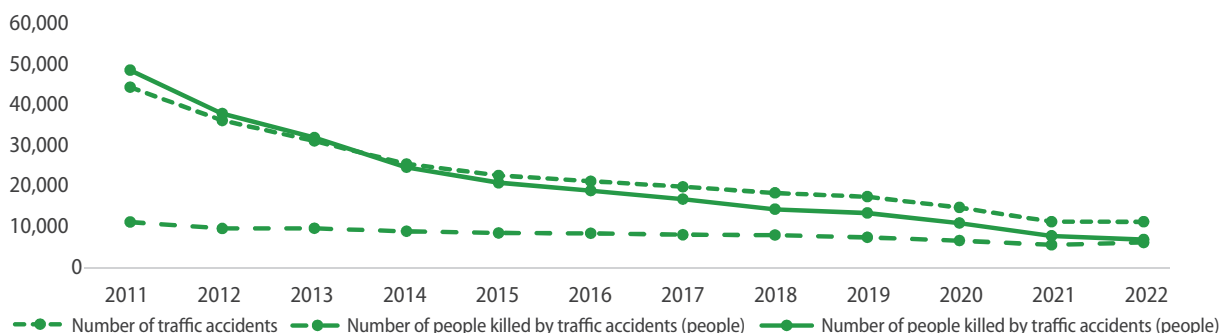
⁴⁷ Ministry of Health.

⁴⁸ Ministry of Public Security.

⁴⁹ Ministry of Health.

accidents all showing fast decreasing trend with an average annual decrease rate of 10%; 5.6%; and 13.9% respectively. For the period 2018-2022, number of traffic accidents, number of deaths, and number of injuries caused by traffic accidents tended to decrease at a faster rate than in the period of 2015-2022 or the period 2015-2017 with the average annual reduction rates in these periods of 13%, 7.5%, and 17.9% respectively.

Figure 23: Number of traffic accidents; number of people killed and injured in traffic accidents



Source: Statistical Yearbook 2021, GSO and Ministry of Public Security

6.3.6. Target 3.6: By 2030, ensure universal access to sexual and reproductive health-care services, including for family planning, information and education, and the integration of reproductive health into relevant national strategies and programmes (Global target 3.7).

The percentage of women aged 15-49 years old who need contraception and are using modern contraceptives tended to fluctuate during the period 2015-2017, from 65% in 2015, increasing to 66.5% in 2016 but decreased to 65.6% in 2017. However, in the period of 2018-2020, this rate demonstrated a steady increasing trend over the years, from 66.5% in 2018 to 68.1% in 2021.

Figure 24: Percentage of women aged 15-49 years who need contraception and are using modern contraceptive methods (%)



Source: Population Change and Family Planning Survey, GSO

The total unmet need for family planning among married or partnered women tended to increase, specifically, this rate in 2021 was 10.1%, higher than 6.1% 2014. Women living in the Red River Delta experienced the highest unmet need (up to 14.7%) while women living in the Mekong Delta indicated the lowest unmet

need (6.9%). For women who are sexually active, neither married nor partnered showed much higher unmet need for family planning than for married women, 40.7 %⁵⁰.

The percentage of ethnic minority women aged 10-49 years who are using contraception is much lower than the national rate. It is noteworthy that ethnic minority women living in urban areas, where socio-economic conditions are better, have a rate of using contraceptive methods that is 8.3 percentage points lower than rural areas (43.8% in urban areas and 52.1% in rural areas)⁵¹.

The findings of the 2019 Population and Housing Census show that the national fertility rate of women aged 10-19 (ASFR10) was 11 children per 1,000 women; ASFR10 in rural areas was 3 times as high as that in urban areas, i.e. 15 children/1,000 women and 5 children/1,000 women, respectively. Research on fertility rate of women aged 10-19 years old in 5 quantiles of living standards (Poorest; Poor; Medium; Rich and Richest) showed that ASFR10 of the poorest quantile was the highest, 27 children/1,000 women, 9 times as high as the richest quantile. ASFR10 gradually decreased as living conditions increased. This demonstrated that when living conditions are better, women aged 10-19 are able to continue going to school to improve their qualifications, have better job opportunities and tend to marry and have children later than women with difficult living conditions.

6.3.7. Target 3.7: Achieve universal health coverage, including financial risk protection, access to quality essential health-care services and access to safe, effective, quality, and affordable essential medicines and vaccines for all (Global target 3.8)

Viet Nam has made rapid progress in expanding universal health coverage, with 92.04% of the population covered by the health insurance scheme by 2022⁵². Preliminary estimates show that the non-participants are mainly the unemployed or workers in the informal sector, and women make up a high proportion of this group.

According to the Report on Monitoring implementation of universal health care coverage conducted by WHO and WB in 2021, Viet Nam's essential service coverage index in 2020 reached 70 points out of 100, higher than the average level of Southeast Asia (61 points) and of the world (67 points)⁵³.

The proportion of households with medical expenses exceeding 10% of the total household expenditure tended to increase in the period 2016-2018; from 14% in 2016 to 14.5% in 2018. However, by 2020, this proportion was 11.7%, down 2.3 percentage points compared to 2016. Similarly, the proportion of households with health expenditures exceeded 25% of total household expenditures ascended in the period 2016-2018 but by 2020, this proportion was only 3%, down 1 percentage point compared to 2018. The reason may be due to the positive impact of the Amended Law on Health Insurance in 2014⁵⁴ when defining health insurance as a form of compulsory insurance, as a result the participation rate in health insurance has continuously increased over the years along with the promulgation of policies related to increasing the benefits of the health insurance participants⁵⁵.

⁵⁰ UNICEF & GSO, 2021. Report on findings of the Viet Nam Survey on Sustainable Development Goals with Children and Women 2020-2021.

⁵¹ UN Women & ILSA, 2021. Data on women and men of ethnic groups in Viet Nam for the period 2015-2019: from findings of survey on the socio-economic status of 53 ethnic minorities in Viet Nam period 2015 - 2019.

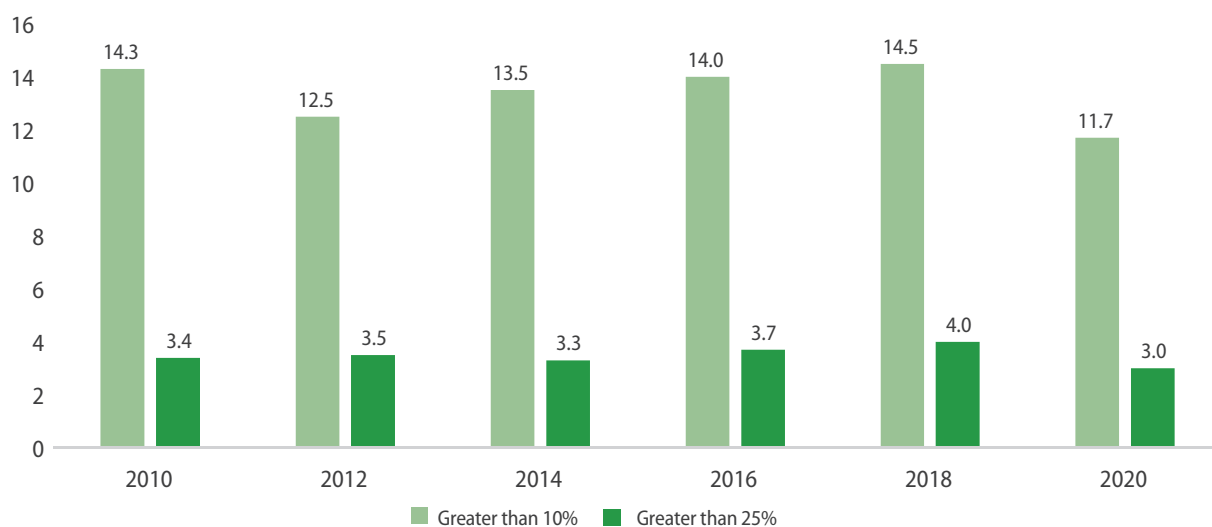
⁵² Ministry of Health.

⁵³ Ministry of Health, 2023. Report on assessment of implementation of Sustainable Development Goals in 2022.

⁵⁴ Law No. 46/2014/QH13 amending and supplementing a number of articles of the Law on Health Insurance, effective from January 1, 2015.

⁵⁵ such as: (i) "interoperability" for inpatient and outpatient medical examination and treatment at district hospitals from January 1, 2016; (2) Regulation on a uniform price of medical examination and treatment services covered by health insurance among hospitals of the same class across the country; (3) To prescribe the Ministry of Health to issue a package of basic medical services paid for by the health insurance fund, to issue a list, rates and payment conditions for technical services, drugs and medical supplies; (4) Supplementing regulations of waiving co-payments for those who have participated in health insurance for 5 consecutive years or more and have paid the co-payment for medical examination and treatment costs in the year with an amount greater than 6 months' basic salary. ...

Figure 25: Percentage of households with health expenses relative to total expenditure greater than 10% and greater than 25% in the period 2010-2020(%)

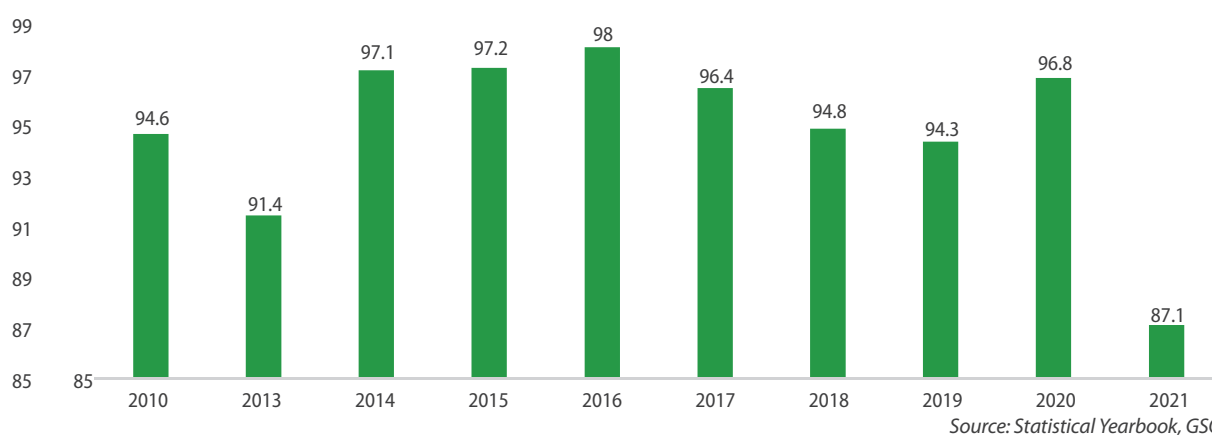


Source: Findings of Viet Nam Household Living Standards Survey, GSO

The rate of full vaccination in children under 1 year of age in the period 2015-2020 was always maintaining at over 94%. However, this rate dropped to 87.1% by 2021 due to the impact of the COVID-19 pandemic and social distancing measures.

In mountainous areas, ethnic minorities have lower vaccination coverage than the national rate (under 80%). The lack of physical and technical facilities for vaccination; difficult traffic; language and cultural barriers for ethnic minorities, etc., are the key reasons preventing ethnic minority parents from knowing or being able to have their children vaccinated fully as scheduled⁵⁶.

Figure 26: Proportion of children under 1 year of age fully vaccinated (%)

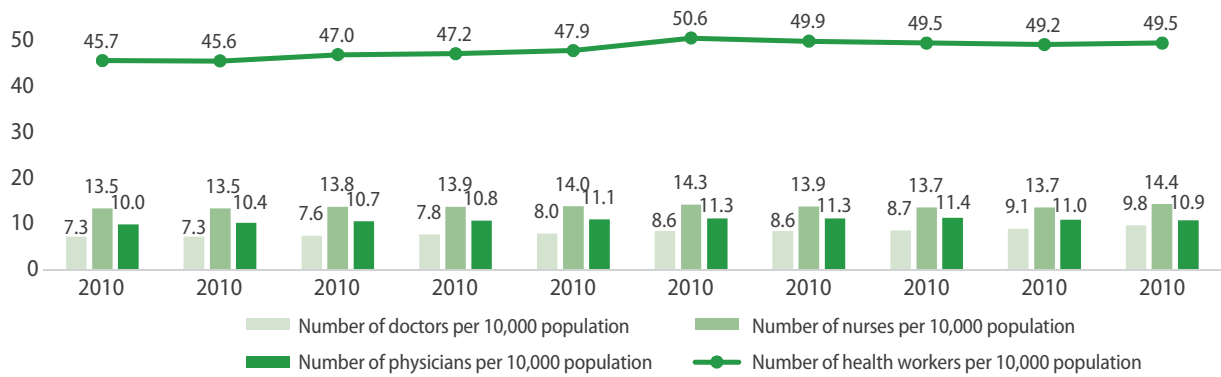


Source: Statistical Yearbook, GSO

In the period 2015-2020, the number of health workers per 10,000 population tended to increase steadily over the years, from 47.9 in 2015 to 50.6 in 2016 and down to 49.5 in 2018. In 2019, this rate continued to decrease to 49.2 but by 2020 it returned to 49.5. Indicators such as number of doctors, number of physicians, number of nurses per 10,000 population also tended to go up, but the growth rate was still quite slow. According to the Ministry of Health, preliminary data in 2022 indicated the number doctors and number of nurses per 10,000 population were 11,5 and 14, respectively.

⁵⁶ GSO, 2020. Findings of the survey on socio-economic status of 53 ethnic minorities in 2019.

Figure 27: Number of health workers per ten thousand population



Source: Health Statistical Yearbook 2015-2020

6.3.8. Target 3.8: By 2030, substantially reduce the number of deaths and illnesses from hazardous chemicals and air, water, soil pollution and contamination (Global target 3.9)

According to the World Health Organization, it is estimated that in 2016, Viet Nam had about 60,000 deaths related to air pollution. Although there have been many positive changes in environmental protection, in recent years, diseases related to water and air pollution are becoming a major threat to public health. The successful implementation of other targets such as 6.1, 6.2, 6.3, 11.6, 12.4 and 12.5 will contribute to reducing morbidity and mortality as a result of toxic chemicals, and air, water, and soil pollution.

6.3.9. Target 3.9: Strengthen the implementation of the World Health Organization Framework Convention on Tobacco Control (Global target 3.a)

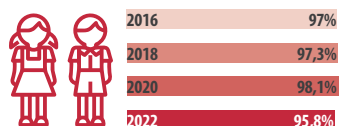
According to the findings from the survey on tobacco use conducted in 34 provinces and cities by the Tobacco Harm Prevention Fund in 2019-2020, the overall adult smoking rate was 21.7% which is a reduction from 2015 (22.5%). The percentage of male smokers was 42.3%, reduced compared to 2015 (45.3%). However, the rate of female smokers increased from 1.1% in 2015 to 1.7% during the survey.

According to findings of the same survey, the smoking rate among urban men decreased markedly from 38.7% in 2015 to 29.9% in 2020; this rate in rural areas also decreased from 35.7 % in 2015 to 31.0% in 2020. However, the rate of e-cigarette smoking in 2020 was 18 times as high as that in 2015 (from 0.2% to 3.6%). This rate among men increased 14 times. (From 0.4% to 5.6%), and among women increased 10 times (from 0.1% to 1%). The rate of using e-cigarettes was highest in the age group of 15-24 (7.3%).



GOAL 4: Ensure inclusive and equitable quality education and promote lifelong learning opportunities for all

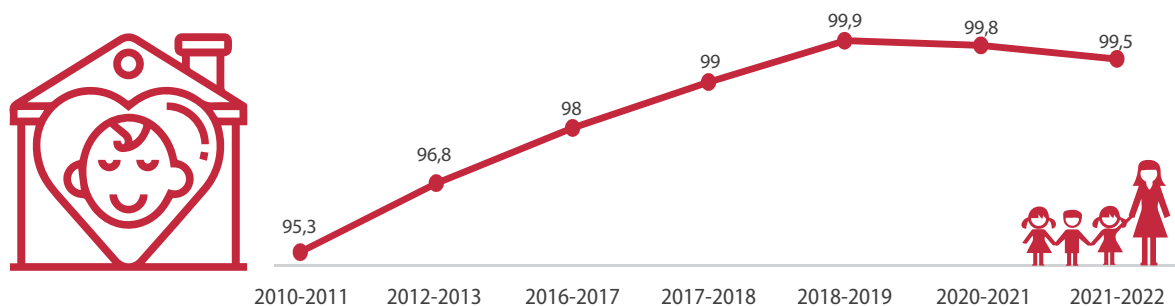
PRIMARY SCHOOL NET ENROLLMENT RATE



2022
achieved **99.9%**
Transitioning from primary school to secondary school

Secondary school graduates
2022
achieved **98.1%**

PROPORTION OF FIVE-YEAR-OLD CHILDREN ATTENDING KINDERGARTEN



PROPORTION OF TRAINED WORKERS AGED 15 AND OVER BEING EMPLOYED



100% IN 2022

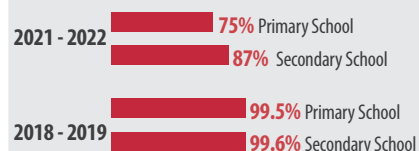
Percentage of schools which provide basic education programs about sex education, violence prevention, abuse prevention, and HIV-related knowledge

PROPORTION OF LITERATES AMONG PEOPLE AGED 15 YEARS OR OLDER

95.7% IN 2021



PROPORTION OF TEACHERS ACHIEVING TEACHING STANDARDS



SCHOOLS WITH FACILITIES AND MATERIALS SUITABLE FOR STUDENTS WITH DISABILITIES



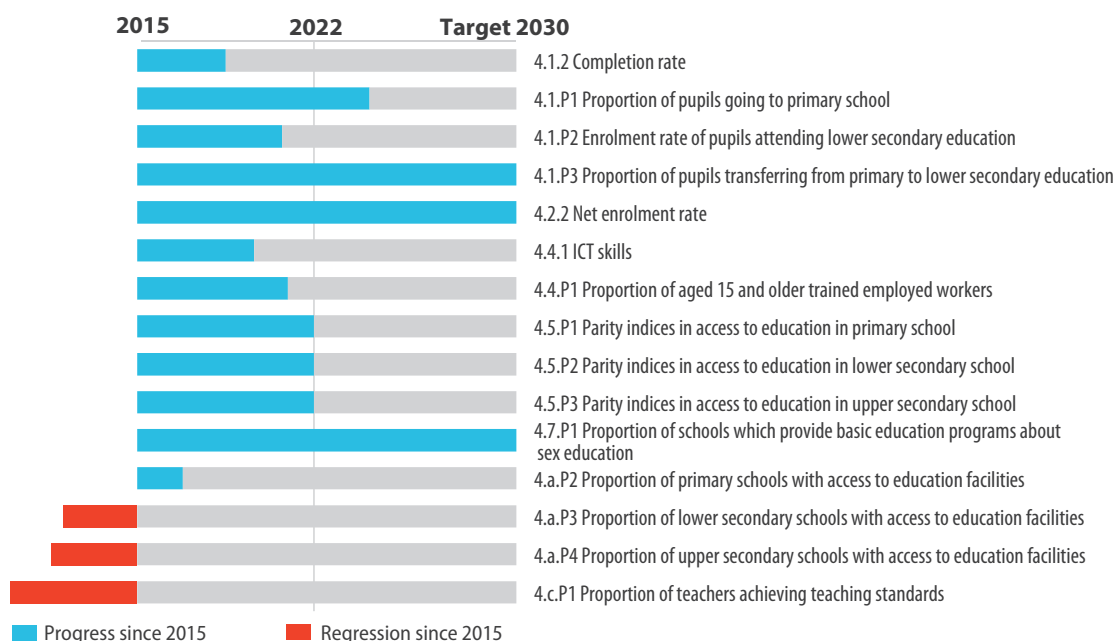
Viet Nam needs to pay more attention to improving the indicators on school facilities and the proportion of qualified teachers to further progress the SDG 4.

Highlights:

Viet Nam has continued to improve the system of regimes and policies for the development of education and training, especially the policy of free tuition for primary school children nationwide and preschool children in ethnic minority areas, mountainous areas, islands and areas with extremely difficult socio-economic conditions; reform general education curricula and textbooks; develop vocational education policies towards integration and the context of the 4th industrial revolution; equal and fair opportunities of access to education for disadvantaged and marginalized groups have been increasingly expanded and improved. As a result, Viet Nam has achieved positive results in the implementation of Goal 4, specifically: net enrolment rate at all levels from pre-school to upper secondary school tended to increase during 2016-2020, which was derailed in 2022 due to the impact of the COVID-19 pandemic; the rate of trained workers aged 15 years and older increased from 20.4% in 2015 to 26.2% in 2022; the gender equality index gradually reached the ideal level for primary and lower secondary schools; by 2022, 100% of schools had basic programs on sexual education, prevention of violence and abuse, and on knowledge about HIV. However, the proportion of children under 5 years of age who are appropriately developed in terms of health, learning and psychosocial well-being was still low and gaps existed between different ethnic groups; the percentage of teachers who meet the training standards or higher according to the requirements of the Education Law in 2019 is still low; the percentage of schools with basic conditions and services to serve the learning needs of all children, including children with disabilities is still limited.

According to UNESCAP assessment method, the indicators on ensuring facilities at the lower secondary schools, high schools and the share of qualified teachers are backward compared to 2015. Indicators such as workers over 15 years old who have information technology skills, are trained to work in the economy, and facilities at primary schools had not yet reached the milestone for 2022. For the remaining indicators, there were positive progress, reaching or exceeding the milestone of 2022. In the coming time, Viet Nam needs to focus much more on improving the indicators of school facilities as well as the percentage of standardized teachers SDG4 implementation.

Figure 28: The implementation progress of SDG 4 indicators



Source: UNESCAP and MPI

6.4.1. Target 4.1: By 2030, ensure that all girls and boys complete free, equitable and quality primary education and lower secondary education (Global target 4.1).

Viet Nam has regulations on tuition fees for universal students in order to ensure equal learning and development opportunities for everyone. Currently, primary school students in public educational institutions do not have to pay tuition fees. In areas where there are not enough public schools, primary school students in private educational institutions are supported with tuition fees by the government; for 5-year-old preschool children in extremely difficult villages, communes, ethnic minority areas, remote areas, coastal areas and islands, tuition fees are exempted; 5-year-old preschool children in the remaining areas will be exempted from tuition fees from the 2024-2025 school year and the lower secondary school students will be exempted from tuition fees from the 2025-2026 school year ⁵⁷.

The results of encouraging children at age to school have made positive changes in the period 2016-2022, as reflected in the regular reduction of primary school gross enrolment rate, from 100.9% in 2016 decreased to 100.4% in 2018 and continued to decrease to 99.8% in 2022. The primary school net enrolment rate tended to increase gradually over the years, from 97 % in 2016 to 97.3% in 2018 and continued to increase to 98.1% in 2020. However, by 2022, this rate decreased to 95.8%.

There is a difference in primary school enrolment rate between urban and rural areas and between different socio-economic regions. In 2022, the primary school gross enrolment rate in urban areas (99.4%) was slightly lower than that in rural areas (100.1%), but the primary school net enrolment rates were almost equal between urban areas and rural areas; The primary school net enrolment rate was lowest in the Central Highlands and Southeast region compared to the rest of the country. By 2022, there was almost no disparity between boys and girls in primary school enrolment rates.

Table 3: Enrolment rate at primary school (%)

	Gross Enrolment rate (%)				Net Enrolment rate (%)			
	2016	2018	2020	2022	2016	2018	2020	2022
Total	100.9	100.4	100.3	99.8	97.0	97.3	98.1	95.8
Urban-Rural								
Urban	100.0	100.8	99.6	99.4	97.6	97.6	98.0	95.6
Rural	101.3	100.3	100.7	100.1	96.8	97.1	98.1	95.9
Socio-economic region								
Red river delta	100.5	100.5	100.2	99.7	97.9	98.2	98.5	96.1
Northern Midlands and Mountainous Areas	101.6	99.2	100.7	100.1	96.6	97.0	98.4	96.3
North Central and Central Coast	99.9	100.2	99.7	99.0	97.3	97.3	98.1	97.0
Highlands	102.6	103.4	100.3	100.5	95.6	97.6	97.3	90.7
Southeast	99.0	99.9	99.7	99.4	97.8	96.4	97.4	95.2
Mekong Delta	102.9	100.9	101.7	101.0	96.1	96.9	97.9	95.8
Sex								
Male	100.9	100.2	100.3	99.7	97.1	97.2	98.0	95.7
Female	100.9	100.6	100.4	100.3	97.0	97.4	98.1	95.9

Source: Findings of Viet Nam Household Living Standards Survey in 2020 and 2022, GSO

⁵⁷ According to the provisions of the Education Law 2019.

According to the report of the Ministry of Education and Training, the rate of students completing the primary program reached 91.1%, the rate of students being recognized to complete the primary program reached 96.6% in 2022 and there was a slight reduction compared to 2021 due to the impact of the COVID-19 pandemic⁵⁸.

In the period of 2016-2022, the encouragement of students to lower secondary schools have achieved certain achievements when the lower secondary school net enrolment rate tended to increase over the years and reached 90.4% in 2016, increased to 92.1% in 2018 and 93.4% in 2020. However, in 2022, this rate reduced to only 90.5%.

There is still a gap in lower secondary school enrolment rate between urban and rural areas, between socio-economic regions and the gap between boys and girls at this level of education. In the period 2016-2022, the percentage of students attending lower secondary school in urban areas was higher than that in rural areas; The Mekong Delta and the Central Highlands were the two regions with the lowest percentage of students attending lower secondary school in the country; the net enrolment rate of girls was higher than that of boys in the period 2016-2020, but by 2022, the net enrolment rate of girls was lower than that of boys (89.4% and 90.8% respectively) .

Table 4: Enrolment rate at lower secondary school (%)

	Gross enrolment rate (%)				Net enrolment rate (%)			
	2016	2018	2020	2022	2016	2018	2020	2022
Total	95.8	96.4	95.6	95.0	90.4	92.1	93.4	90.5
Urban-Rural								
Urban	95.9	97.2	96.5	96.1	93.9	93.9	94.9	91.4
Rural	95.7	96.0	95.1	94.3	89.0	91.3	92.6	89.9
Socio-economic region								
Red river delta	99.2	98.8	98.6	98.6	96.1	97.0	98.5	94.1
Northern Midlands and Mountainous Areas	95.9	97.2	95.7	97.2	87.6	90.7	93.6	91.6
North Central and Central Coast	97.5	98.9	98.1	96.1	92.2	93.5	95.5	94.0
Highlands	89.6	88.6	92.7	92.4	82.7	85.6	88.4	82.5
South East	97.3	95.7	94.1	92.6	93.1	93.1	90.9	88.4
Mekong Delta	91.4	93.5	90.6	89.7	85.6	87.7	87.4	85.5
Sex								
Male	95.2	96.6	94.8	95.5	89.3	91.6	92.5	90.8
Female	96.4	96.1	96.4	93.2	91.6	92.7	94.3	89.4

Source: Findings of Viet Nam Household Living Standards Survey in 2020 and 2022, GSO

In 2019, the net enrolment rate of ethnic minority children at all general education levels was 85.4% (boys 84.3% and girls 86.6%), an increase of 15.2 percentage points compared to in 2015 (an increase of 14.5 percentage points in boys and 15.9 percentage points in girls). Ethnic minority girls' net enrolment rate was 2.3 percentage points higher than boys'. The ethnic minority children's net enrolment rate at primary school level reached 98.4%, an increase of 9.6 percentage points compared to 2015⁵⁹.

The percentage of students completing lower secondary level tended to increase gradually over the years in the period 2016-2022. In 2016, the rate of students completing lower secondary level reached 80.7%, increased to 82.6% in 2018 and to 86.9% by 2022 (an increase of 4.3 percentage points compared to 2018 and 6.2 percentage points compared to 2016). The rate of students graduating from secondary school reached 98.1% in 2022⁶⁰.

⁵⁸ Report on assessment of the implementation of sustainable development goals in 2021 and 2022 by the Ministry of Education and Training.

⁵⁹ UN Women, Committee for Ethnic Minority Affairs & ILSSA, 2021. Data on ethnic women and men in Viet Nam, 2015-2019.

⁶⁰ Report on assessment of the implementation of sustainable development goals in 2021 and 2022 by the Ministry of Education and Training.

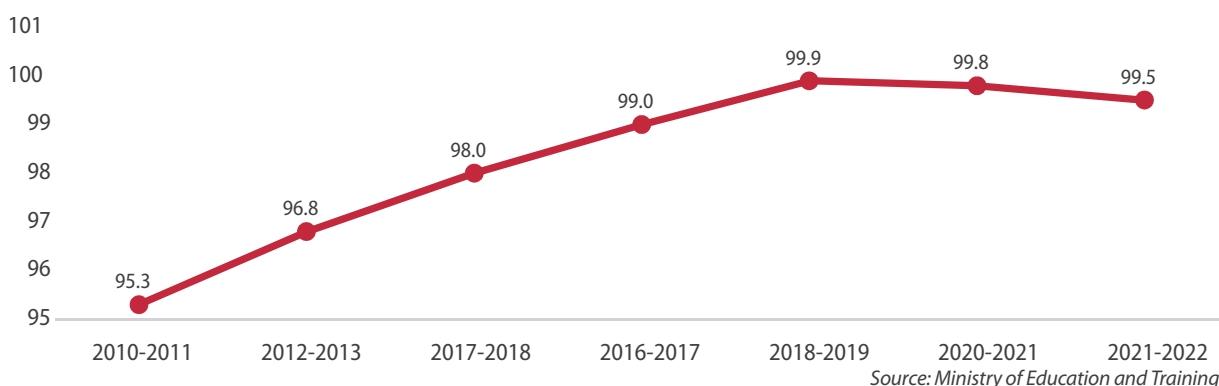
Also reported by the Ministry of Education and Training, the rate of transition from primary to secondary school in the 2021-2022 school year was almost absolute (at 99.9%), an increase of 0.7 percentage points compared to the 2018-2019 school year (99.2%). The rate of students graduating from secondary school in the 2021-2022 school year was 98.1%, down 1.2 percentage points compared to the 2018-2019 school year (99.3%).

6.4.2. Target 4.2: By 2030, ensure that all girls and boys have access to quality early childhood development, care, and pre-primary education so that they are ready for primary education (Global target 4.2)

According to the Survey on Sustainable Development Goals with Children and Women (SDGCW) 2020-2021, the rate of children from 2 to under 5 years of age who are developmentally on track in health, learning, and psychosocial well-being was 78.2% (82.7% in urban areas and 76.1% in rural areas, 76.8% for boys and 79.7% for girls) in 2021.

According to the reports of the Ministry of Education and Training, the rate of 5-year-old children enrolling in kindergarten increased, from 98% in 2016-2017 school year to 99.9% in school year 2018-2019. However, in 2020-2022, due to the impact of the COVID-19 pandemic, this rate experienced a gradual descent tendency, specifically, the enrolment rate of 5-year-old children to kindergarten in 2021-2022 school year only reached 99.5%, a reduction of 0.3 percentage points compared to the 2020-2021 school year (99.8%). However, compared with the 2016-2017 school year, this rate still improved 1.5 percentage points. The SDGCW 2020-2021 shows that in 2021, 94% of children at grade 1 nationwide attended kindergarten the previous year. This rate in the poorest quintile was 90.5%, while that in the richest quintile was 97.1%.

Figure 29: Enrolment rate of 5-year-old children in kindergarten (%)



6.4.3. Target 4.3: By 2030, ensure equal access for all women and men to affordable and quality technical, vocational, and tertiary education, including university (Global target 4.3).

75% of the population aged 15 and over attended tertiary education in 2021. However, this data excluded people aged 15 years and over participating in training programs at colleges and vocational schools managed by the Ministry of Labour, Invalids, and Social Affairs.

There is still a gender gap at vocational education levels. In 2021, 9.3% of workers nationwide received vocational training; among whom 4.5% female workers versus 13.3% male workers had formal degrees or certificates in vocational education⁶¹. Sex disaggregation by discipline in education and training should receive attention. The percentage of women studying science, engineering and technology is quite low.

⁶¹ GSO, 2021. Labour Force Survey Report 2021.

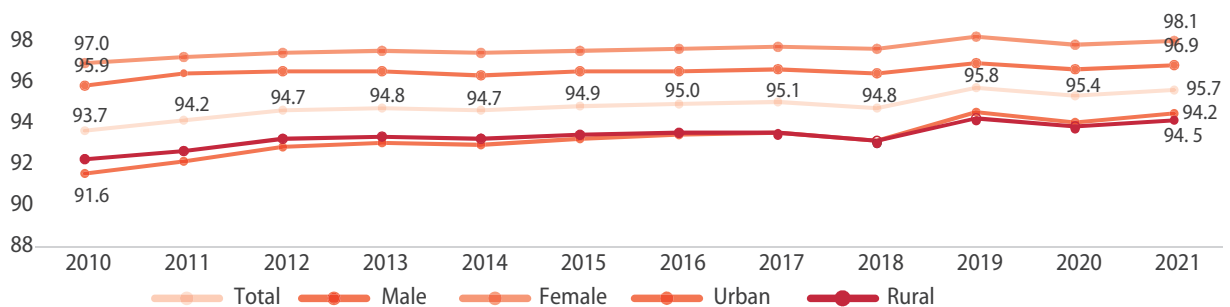
While these are critical areas in the context of the Industry 4.0. The lack of sex disaggregated data by discipline at the national level limits policy making to promote gender equality in science, technology, engineering, and math (STEM) development⁶².

Many female migrants do not have access to adequate information on the labour market and are not advised on vocational training which prevented them from choosing a field of vocational training suitable to their needs and economic conditions⁶³.

6.4.4. Target 4.4: By 2030, substantially increase the number of workers who have relevant skills as required by labour markets, in order for them to have decent jobs and become entrepreneurs (Global target 4.4)

The proportion of trained employed workers aged 15 years and older nationwide tended to increase steadily over the years, from 20.4% in 2015 to 26.2% in 2022. Particularly in the period of 2018-2022, the proportion of trained employed workers aged 15 tended to increase faster than in the previous period. The proportion of trained employed workers aged 15 years and older increased in both men and women, in both urban and rural areas in the period 2015-2021. However, this proportion among male workers was always about 4-6 percentage points higher than that among female workers, and that in urban areas was 2.4-3.6 times as high as rural areas.

Figure 30: Percentage of trained employed workers aged 15 years and over (%)



Source: Statistical Yearbooks, GSO

The proportion of people aged 15 and over with basic information technology skills⁶⁴ in Viet Nam in 2021 was 65%, up 3 percentage points compared to 2019 (62%). The SDGCW 2020-2021 showed that less than 3 in 10 women or men aged 15-49 had basic ICT skills in 2021. There were no significant differences between regions or between men and women in basic information technology skills, but significant differences existed between ethnic groups.

⁶² UN Women & MOLISA, 2021. Report on reviewing the implementation of the National Strategy on Gender Equality for the period 2011 - 2020.

⁶³ ILO & MOLISA, 2021. Summary of Policy Recommendations: Integrating gender issues and women's migration into Viet Nam's Vocational Education Development Strategy 2021 - 2030.

⁶⁴ Basic skills in information technology are defined in accordance with the provisions of Circular No. 03/2014/TT-BTTTT dated March 11, 2014 of the Ministry of Information and Communications providing standards for skills in using information technology, includes Understanding of basic information technology; Basic computer use; Basic word processing; Use basic spreadsheets; Use basic slideshows; Basic Usage of the Internet

6.4.5. Target 4.5: By 2030, ensure equal access to education and training and vocational training for the vulnerable, including persons with disabilities, ethnic minority people and children in vulnerable situations (Global target 4.5)

The results of the Viet Nam Household Living Standards Survey 2016-2022 show that the higher the education level, the gender difference in access to education by level becomes more obvious. However, the gender parity index (GPI) at all levels of education illustrated gradual improvement over the years, especially at high school level, where the GPI dropped from 1.16 in 2016 to 0.96 in 2022-almost reaching the level of parity. In 2022, the GPI at primary and secondary levels gradually reached the ideal levels of 1 and 0.98 respectively, but when they reached the high school level, this index fell to 0.96.

Table 5: Net enrolment rate and gender parity index (GPI) by education level in the period 2012-2022

School level	Year	Net enrolment rate		GPI
		Male (%)	Female (%)	
Primary	2012	92.2	92.7	1.01
	2014	93.4	92.6	0.99
	2016	97.1	97	1.00
	2018	97.2	97.4	1.00
	2020	98.1	98.1	1.00
	2022	95.7	95.9	1.00
Lower Secondary school	2012	79.8	83	1.04
	2014	83.8	85.1	1.02
	2016	89.3	91.6	1.03
	2018	91.6	92.7	1.01
	2020	92.5	94.3	1.02
	2022	90.8	89.1	0.98
High School	2012	55.2	63.9	1.16
	2014	58.2	68.3	1.17
	2016	63.7	73.6	1.16
	2018	67.7	76.7	1.13
	2020	73.5	79	1.07
	2022	77.8	75.1	0.96

Source: Viet Nam Household Living Standards Survey, GSO

The survey on socio-economic status of 53 ethnic minorities in 2019 illustrated that only 20% of ethnic minority workers had received training while the national rate was 23.1%. Notably, the percentage of trained female ethnic minority workers was only 5.9%, indicating that there is a noticeably clear gender inequality in the ethnic minorities.

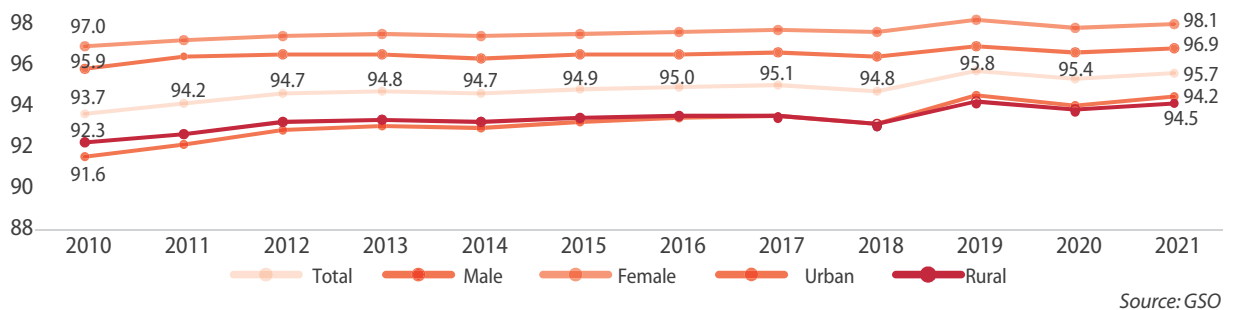
Regarding the proportion of workers with disabilities who are still able to work and receive appropriate vocational training: according to the Ministry of Labour, Invalids and Social Affairs, in 2021, about 40% people with disabilities were of working age and still able to work, however only 30% are employed and about 30% of them received vocational training, more than 4 times as high as that in 2016 (7.3%)⁶⁵.

⁶⁵ General Statistics Office, 2018. National survey of people with disabilities 2016.

6.4.6. Target 4.6: By 2030, ensure that all youth and a substantial proportion of adults, both men and women, are literate (Global target 4.6)

In the period of 2015-2021, the literacy rates of the population aged 15 years and older nationwide, female population, male population, or the population aged 15 years and older in urban and rural areas tended to slightly increase over the years. The gap in literacy rates between men and women and between urban and rural areas had been narrowed significantly. In 2021, the national literacy rate of the population aged 15 and over was 95.7%, that of female population was 94.5%, 2.4 percentage points lower than that of the male counterpart; that of the rural population was 94.2%, 3.9 percentage points lower than that of the urban population.

Figure 31: Literacy rate of population aged 15 and over (%)



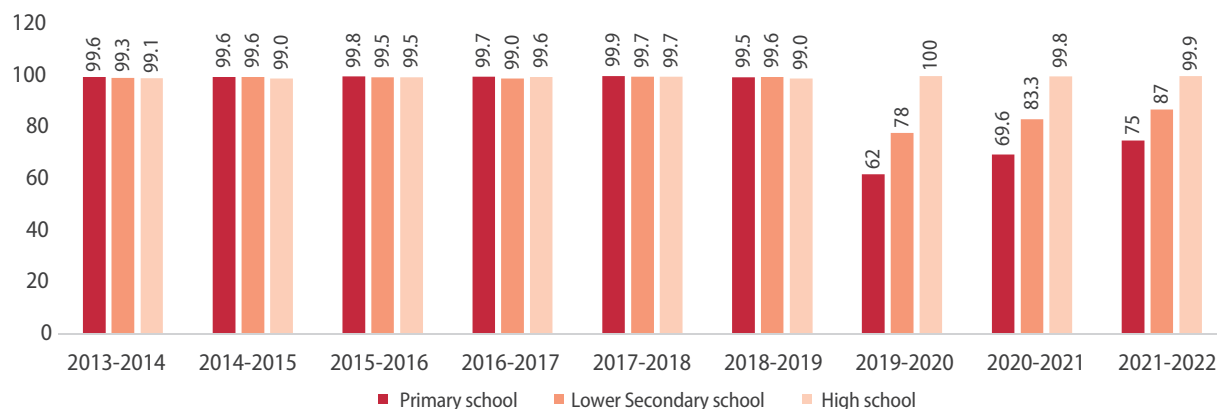
In the ethnic minorities, the official language literacy rate was only 80.9% (male 86.7%, female 75.1%), significantly lower than that of Kinh people. The older ethnic minority population were, the lower official language literacy rate they attained, especially ethnic minority women demonstrated much lower official language literacy rate. In the 35-44 age group, up to 30.3% of ethnic minority women could not read and write in the official language⁶⁶. This is a barrier for middle-aged women when participating in vocational training courses, agricultural, forestry and fishery extension training courses regularly held in the local areas.

6.4.7. Target 4.7: By 2030, ensure that all learners acquire the knowledge and skills needed to promote sustainable development (Global target 4.7)

Due to the changes of the Education Law 2019, the percentage of teachers meeting training standards or higher in the 2021-2022 school year by educational level decreased significantly (except for high school). In this school year, the percentage of teachers meeting training standards or higher was 75% for primary school and 87% for lower secondary school, a reduction from 99.5 % and 99.6% respectively in the 2018-2019 school year. As for the high school level, the percentage of teachers meeting training standards or higher in the 2021-2022 school year was 99.9%, an increase of 0.9 percentage points compared to the 2018-2019 school year.

⁶⁶ General Statistics Office, 2019. Survey on the socio-economic status of 53 ethnic minorities in 2019.

Figure 32: Percentage of teachers meeting training standards or higher by education level (%)



Source: Ministry of Education and Training

Percentage of schools with basic sexual education programs, education programs on prevention of violence and abuse, and HIV knowledge provision in 2021 was 96%. By 2022, 100% of general education schools have these programs.

6.4.8. Target 4.8: Build and upgrade education facilities that are child, disability, and gender sensitive and provide a safe, non-violent, inclusive, and effective learning environment for all (Global target 4.a)

The proportion of schools meeting requirements for electricity, Internet, computers, sanitation, etc. increased at all school levels in 2022 compared to 2021, however the criteria on the rate of facilities and materials suitable for students with disabilities was much lower than the set target. The reason is that many schools that were built many years ago did not have facilities for students with disabilities. However, with the school and classroom solidification program for the period 2021-2025, it facilitated investment in school and classroom facilities and are expected to achieve these targets by 2025 and 2030.

Table 6: Proportion of schools meeting criteria in 2021 and 2022 (%)

	2021				2022			
	Preschool	Primary	Lower Secondary	High School	Preschool	Primary	Lower Secondary	High School
(a) Electricity	93.6	94.0	75.5	90.6	95.8	94.7	91.1	89.4
(b) Internet for learning purposes	93.8	88.2	74	89	95.8	90.8	89.3	88.5
(c) Computers for learning purposes	92.0	84.8	73.6	90.9	94.3	87.7	89	88.9
(d) Appropriate facilities and materials for students with disabilities		33.8	20.6	18.5		37.1	28.9	19.9
(e) Drinking water	61.2	49.9	43	37.4	92.8	64.5	63.7	58
(f) Convenient and separate toilets for girls and boys	92.2	93.3	75.1	92	93.9	93.9	90.4	89.3
(g) Convenient hand washing facilities	84.3	76.3	53.2	53.8	88.6	83.8	75.2	67.9

Source: Ministry of Education and Training



GOAL 5:
Achieve gender equality; empower and create enabling opportunities for women and girls

RATE OF FEMALE DEPUTIES IN THE NATIONAL ASSEMBLY



30.3%
2021-2026

51 in the world | **04** in Asia
EXCEEDING THE AVERAGE OF ASIA (19%) AND THE WORLD (21%)

WOMEN-OWNED ENTERPRISES



2015 → 2017 → 2020
22.4% **27.8%** **29.9%**

POSITIONS IN MINISTRIES AND AGENCIES
↓ **23.5%** (2018)
↓ **10.7%** (2021)

HIGH IMBALANCE IN SEX RATIO AT BIRTH



2022 $\frac{111.5 \text{ boys}}{100 \text{ girls}}$



In 2019, the proportion of **women and girls who experienced physical, emotional and/or sexual violence** by their husbands or partners in the past 12 months was **21.8%**

PROPORTION OF WOMEN AGED 20-24 YEARS WHO WERE MARRIED OR IN A UNION



1.1% before age 15
14.6% before age 18

Highest rate of early marriage before age 15 (3.3%) , before age 18 (34.5%) was observed in the **Northern Midlands and Mountainous Areas**

UNPAID CARE AND DOMESTIC WORK



2.51 hours a day



1.34 hours a day

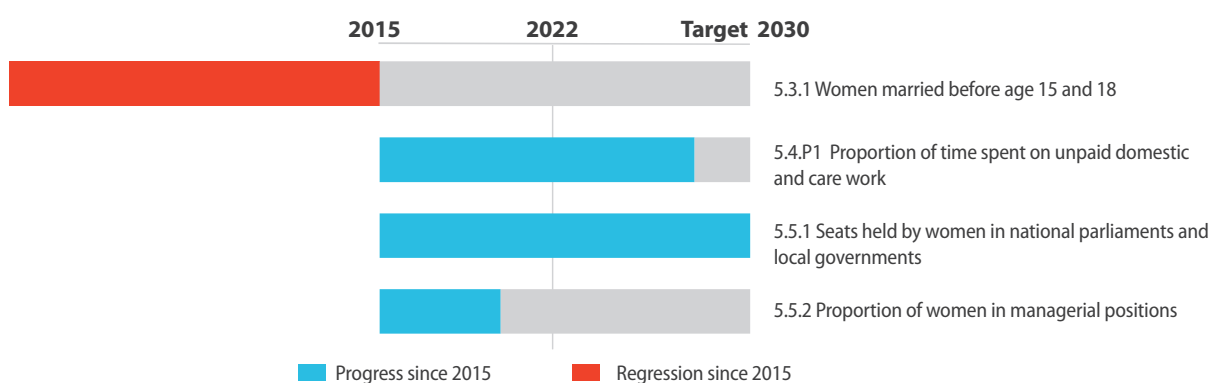
Viet Nam needs more interventions in reducing the imbalance in sex ratio at birth, improving the situation of violence against women and girls, and tackling early marriage problems to promote the implementation of the SDG 5.

Highlights:

Viet Nam has made efforts to ensure the full and equal participation of women in the political and economic life, reflected in the growing proportion of female deputies of the People’s Councils at all levels; higher percentage of female members of the National Assembly; and increased percentage of female owners of businesses, etc. In addition, the sexual and reproductive health care for women has experienced positive changes. However, there are still certain limitations such as: the imbalanced sex ratio at birth was still remarkably high and tended to increase with 111.5 boys/100 girls born in 2022; the rate of child marriage and early childbearing was relatively high among ethnic minority women; Violence against women and children still persisted. Although improvements have been made, women still had to take care of the unpaid family care work, while the facilities to care for children, the sick, people with disabilities and the elderly were still limited, which posed certain impact on women’s ability to participate in the labour market... In addition, the data to monitor and evaluate the implementation of Goal 5 is still limited.

According to UNESCAP assessment method, the indicators of the rate of female National Assembly deputies and the time share for doing unpaid housework and family care are showing positive changes, far exceeding the 2022 milestone. The indicator of female directors/owners of businesses and cooperatives indicated progress, but the pace was slow and had not reached the milestone of 2022. However, the indicator of percentage of women aged 20-24 who got married or lived with their partner for the first time before the age of 15 and 18 demonstrated no progress and lagged compared to 2015. This shows that more interventions are needed in Viet Nam in the near future to address the situation of early marriage to promote the implementation SDG 5.

Figure 33: The implementation progress of SDG 5 indicators



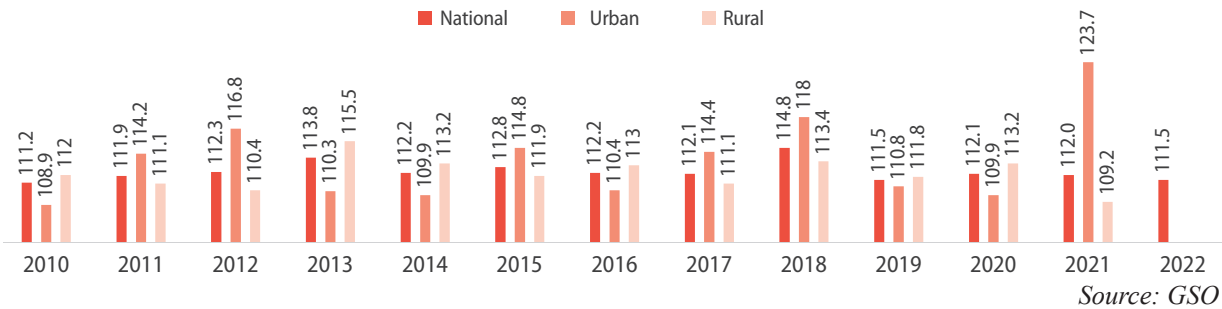
Source: UNESCAP and MPI

6.5.1. Target 5.1: Minimize and then end all forms of discrimination against women and girls in all aspects everywhere (Global target 5.1)

The level of imbalance in sex ratio at birth in Viet Nam was still very high and tended to go up. Specifically, the sex ratio at birth tended to go down in the period 2015-2017; but by 2018, this ratio spiked to 114.8 boys/100 girls, then gradually declined to 112 boys/100 girls born in 2021 and 111.5 boys/100 girls in 2022. There are many causes leading to the imbalance of sex ratio at birth in Viet Nam, but the main one is the wrong perception of gender equality leading to the preference for sons and the desire for sex-selection at birth resulting to this bias. In addition, the implementation of small family size policy in the context of fertility rate reduction has posed a strong impact on many couples’ desire to have a son, especially those only had girls in their previous births. On the other hand, the better development of reproductive health care services with modern equipment and highly qualified specialists have created conditions for people

to easily access diverse options of sex-selection at birth both before and during pregnancy. In addition, the awareness of people, especially couples of childbearing ages, of the law related to sex-selection at birth and the consequences of the imbalance of sex ratio at birth is also limited, which is also one of the factors contributing to this situation.

Figure 34: Sex ratio at birth (number of boys/100 girls)



6.5.2. Target 5.2: Substantially reduce all forms of violence against all women and girls in the public or private spheres, including trafficking and sexual and other types of exploitation (Global target 5.2)

The basic legal framework in Viet Nam on policies to prevent gender-based violence, especially violence against women and girls, is relatively comprehensive⁶⁷. Viet Nam has implemented gender-based violence prevention activities; support services to victims of gender-based violence are provided by the government, organizations, mass organizations and/or NGOs through models such as: One-stop service centres to support people suffering from gender-based violence, rapid response task force to prevent and combat domestic violence, Peace Houses, Sunshine Houses⁶⁸.... However, the capacity to provide services is limited and inadequate to respond the needs of all victims of gender-based violence across the country.

The findings of the National Survey on Violence against Women in 2019 showed that the situation of violence against women and girls has improved compared to the past but was still at an elevated level. In 2019, the proportion of women and girls who had experienced physical, mental and/or sexual violence by their husband or partner in the past 12 months was 21.8%, a decrease of 5.2 percentage points compared to 2010. The findings of the survey in 2019 also showed that, out of all violence forms⁶⁹, mental violence was the most common, with almost one in five (19.3%) of women experienced this form of violence by their husbands or partners in the past 12 months, decreased by 6.1 percentage points compared to 2010. Among the three mentioned forms of violence, only sexual violence tended to increase. In 2019, the proportion of women and girls who had experienced sexual violence by their husbands or partners in the past 12 months was 5.7%, an increase of 1.5 percentage points compared to 2010⁷⁰.

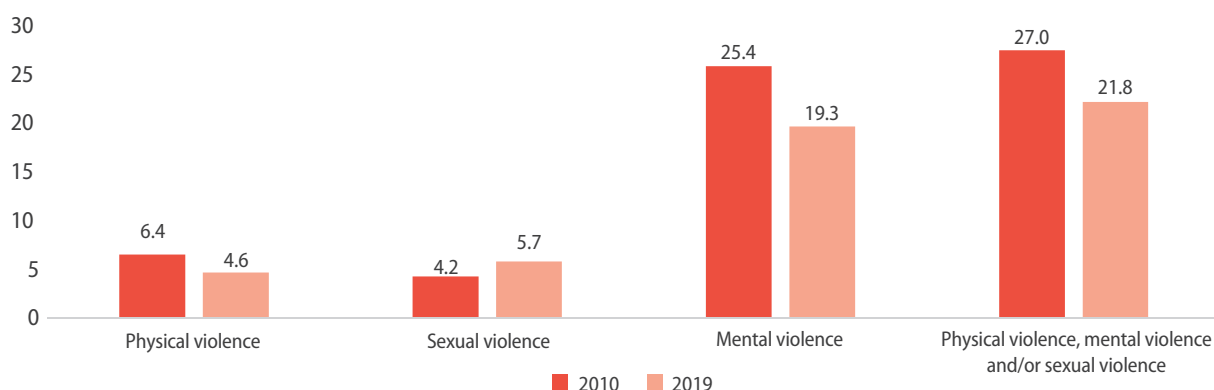
⁶⁷ Law on Marriage and Family 2014, Law on Gender Equality 2006, Law on Children 2016, Criminal Code 2015, Law on Medical Examination and Treatment 2009, Law on Adoption 2010, Law on Youth 2005, Law on Prevention of Human Trafficking 2011, Criminal Code 2013, Labour Code 2019, Press Law 2016, Advertising Law 2012, Publishing Law 2012...

⁶⁸ Center for Studies and Applied Sciences in Gender - Family - Women and Adolescents.

⁶⁹ Physical violence, sexual violence, and mental violence.

⁷⁰ Currently, Viet Nam has not calculated statistics for this indicator. To date, the national survey on violence against women in Viet Nam in 2010 and 2019 is the only source of data on violence against women.

Figure 35: Percentage of women who have experienced violence by their husbands or partners in the past 12 months (%)



Source: National survey of violence against women in 2019 and 2010

The results of the National Survey on Violence against Women in 2019 also show that the percentage of women and girls aged 15-64 years who reported that they experienced violence by others in the past 12 months includes 1.4 % of women experiencing physical violence and 1.2% of women experiencing sexual violence by others in the past 12 months. The acts of sexual violence experienced by a woman can occur in private or public areas (most commonly on the street, in an alley, in parking spaces or in car). Almost all forms of sexual violence caused by men, usually strangers, male friends or acquaintances, new acquaintances, or someone at work.

Regarding the issue of trafficking in women and girls, according to reports from different organisations and localities, from November 16, 2015 to September 15, 2020, the whole country detected 1,266 cases with 1,699 traffickers and 2,956 victims. The situation of trafficking in children, especially students in ethnic minority boarding schools, is complicated; traffickers deceived many girls from different provinces to bring them to cities and sell them to restaurants, karaoke bars or massage facilities in tourist areas, industrial parks or along national highways to organize prostitution and forced labour or usury, etc.⁷¹

6.5.3. Target 5.3: Reduce and then eliminate harmful practices such as child, early, and forced marriages (Global target 5.3)

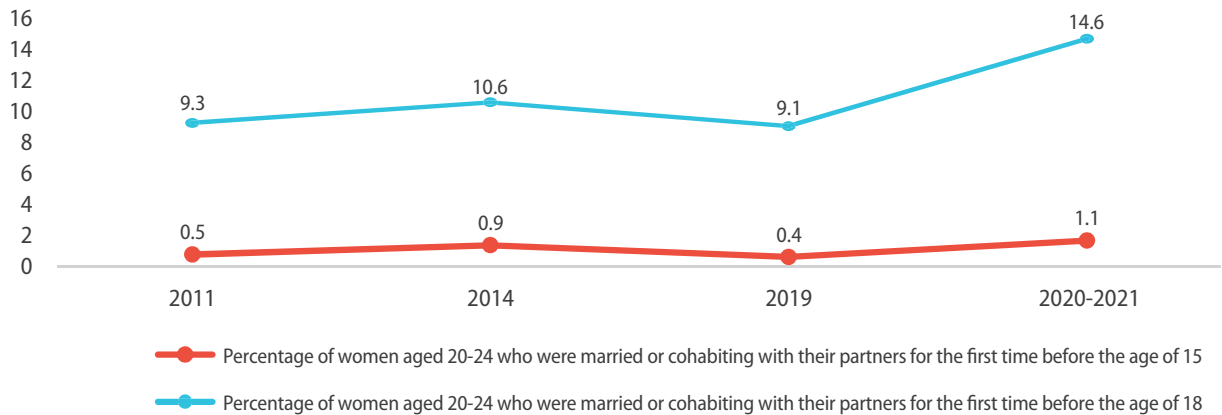
The most recent data show that among women aged 20-24, 1.1% of them were married or cohabiting with their partners for the first time before the age of 15 and 14.6% of them did so before the age of 18⁷². There is a difference in this indicator between urban and rural areas and between regions. To be more specific, in urban areas, there are no women who get married before the age of 15, while this rate in rural areas is 1.9%. The rate of early marriage before age 18 in urban areas is 2.4% and in rural areas is 23.2%. In the Northern Midlands and Mountainous Areas, the rates of early marriage before the age of 15 and before the age of 18 are the highest, at 3.3% and 34.3%, respectively. Significant differences are observed with higher rate among women with lower education attainment, in poorer households and in ethnic minority groups. For women aged 20-24 without a qualification, 9% get married before the age of 15 and 66% before 18 years old⁷³.

⁷¹ Steering Committee 138/CP, 2020. Report No. 1166/BC-BCD dated December 16, 2020, summarizing the implementation of the Human Trafficking Prevention and Control Program in the 2016-2020 period.

⁷² GSO & UNICEF, 2021. Report on the results of the Survey of Sustainable Development Goals with Children and Women 2020-2021.

⁷³ GSO & UNICEF, 2021. Report on the results of the Survey of Sustainable Development Goals with Children and Women 2020-2021.

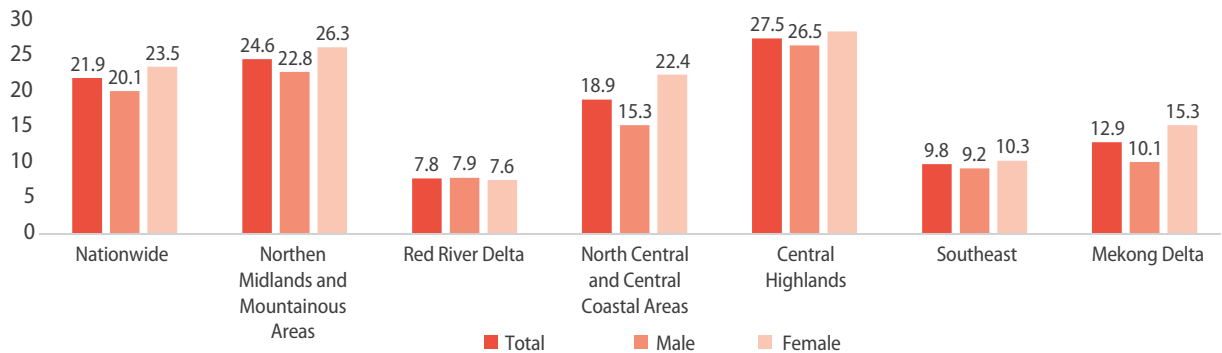
Figure 36: Percentage of women aged 20-24 who were married or cohabiting with their partners for the first time before the age of 15 or before the age of 18 (%)



Source: Population and Housing Census, The SDGCV 2020-2021, GSO

The findings of the socio-economic status survey of 53 ethnic minorities in 2019 showed that child marriage rate of ethnic minorities in 2018 was 21.9%, a decrease of 4.7 percentage points compared to 2014, i.e. average decrease of more than 1% per year. Although the situation of child marriage among ethnic minorities has improved significantly, the rate of child marriage is still high in areas with a high concentration of ethnic minorities such as the Central Highlands with more than a quarter of people entering underage marriage (27.5%), followed by the Northern Midlands and Mountainous Areas (24.6%). The Red River Delta, where there are not many ethnic minorities living (3.3%), is the region with the lowest percentage of ethnic minorities in child marriage (7.8%). The rate of child marriage among ethnic minority women is always higher than that of men in all regions, except the Red River Delta.

Figure 37: Child marriage rate of ethnic minorities in 2018 (%)



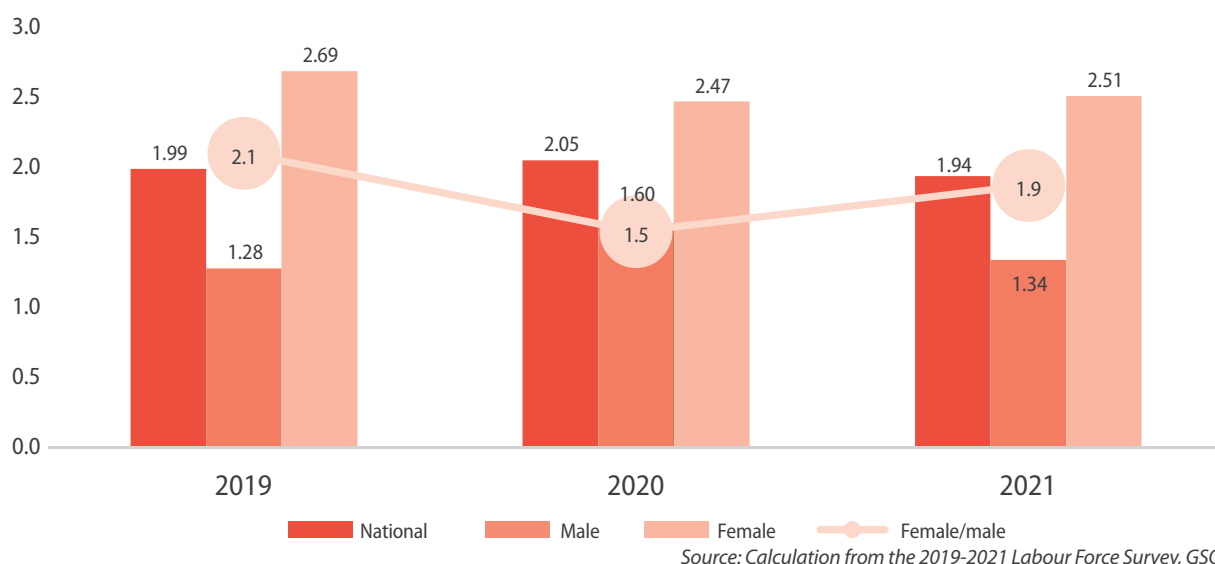
Source: Survey to collect information on the socio-economic status of 53 ethnic minorities in 2019, GSO

6.5.4. Target 5.4: Ensure fair sharing of domestic work and family care; recognize and value unpaid care and domestic work through improved provision of public services, infrastructures, social protection policies, family support services, and childcare services (Global target 5.4)

In Viet Nam, the term “unpaid housework and caregiving” has been included in the National Strategy on Gender Equality 2021-2030. Communication activities and development of models to encourage male and female family members to share the responsibility of housework prescribed in Clause 5, Article 18 of the Law on Gender Equality. According to the results of the Labour Force Survey in 2019, women spent 2.69 hours a

day doing unpaid housework and family care; while men only spent 1.28 hours a day doing these jobs. Thus, the time spent doing unpaid housework and caregiving for women in 2019 was 2.1 times as high as that of men. However, by 2020, the difference in working time of women compared to men decreased to 1.5 times (woman 2.47 hours/day versus men 1.60 hours/day) and reached the milestone set for 2020.

Figure 38: Average daily hours for unpaid housework and care among the population aged 15 years and over (hours/day)



In 2021, due to the impact of the COVID-19 pandemic, the application of social distancing policies, and increased work from home, women had to do their jobs and surely the time for housework would increase significantly. According to the results of the Labour Force Survey in 2021, women had to spend 2.51 hours/day and men 1.34 hours/day to do unpaid housework and family care; this means that the difference in time spent doing these jobs between women and men went up by 1.9 times.

6.5.5. Target 5.5: Ensure women’s full and effective participation and equal opportunities for leadership at all levels of decision-making in political, economic, and public life (Global target 5.5)

The proportion of female National Assembly deputies tends to increase gradually over the years, but has not yet reached the target of over 35% set out in the National Strategy on Gender Equality for the period 2011-2020. Specifically, in the term of office 2016-2021, the proportion of female deputies to the National Assembly reached 27.3% and increased to 30.3% during the term 2021-2026. Thus, the percentage of female National Assembly deputies has reached over 30%, ranking fourth in the Asia region, ranked 51st in the world, surpassing the average of 19% of Asian countries and 21% of the world ⁷⁴.

The percentage of female deputies to the People’s Councils at all levels tended to increase in recent terms. For the 2016-2021 term, the proportions of female People’s Council deputies at provincial, district and commune levels were 26.5%, 27.9%, and 26.6%, respectively; increased to 29%, 29.2%, and 28.98% respectively in the term 2021-2026. The term 2021-2026 is considered to have the highest percentage of female People’s Council deputies (29%) but still far from the targets set for 2025.

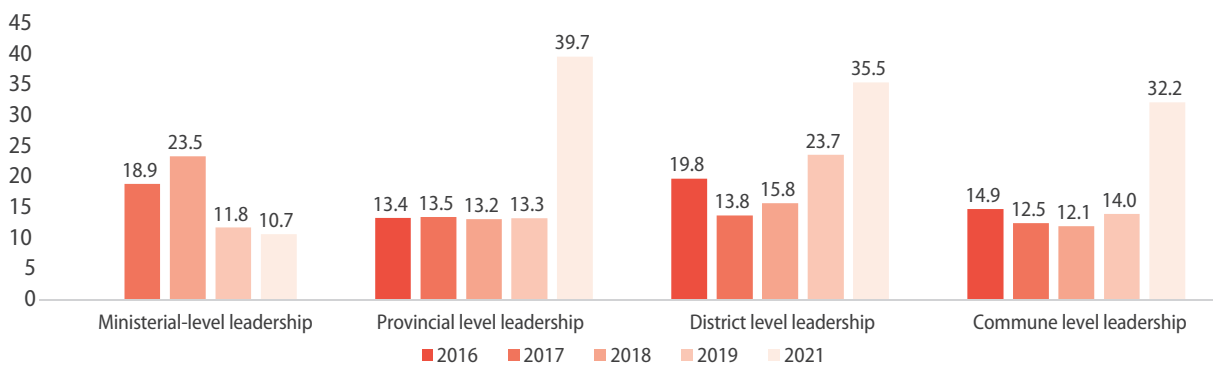
⁷⁴Report No. 457/BC-CP dated October 9, 2019 of the Government.

Table 7: Proportion of women deputies to People's Councils at all levels (%)

	Provincial level	District	Commune
Term 2016-2021	26.54	27.85	26.6
Term 2021-2026	29	29.2	28.98
% of provinces reaching the target of 30% for the 2016-2021 term	28.6	25.3	22.2
% of provinces reaching the target of 30% for the 2021-2026 term	41.3	39.7	33.3

Source: GSO, 2019. Gender statistics in Viet Nam, 2018. National Electoral Council, 2021. VWU, 2021. Election results report on female deputies to the 15th National Assembly and People's Councils at all levels for the 2021-2026 term and the participation of the Viet Nam Women's Union in election work

The percentage of women holding leadership positions at all levels of government in the 2018-2021 period tended to increase, except for the ministerial level, which experienced sharp plunge from 23.5% in 2018 to only 10.7% in 2021.

Figure 39: Percentage of women in leadership positions (%)

Source: Ministry of Home Affairs

In the 2016-2020 term, there were 13 out of 30 ministries, ministerial-level agencies and government-attached agencies having female leaders, accounting for 43.3%. In 2019 alone, 11.8% of ministries, ministerial-level agencies, and government-attached agencies had women holding leadership positions; the percentages of People's Committees of provinces, districts and communes with female leaders were 13.3%; 23.7% and 14%, respectively.

As of December 31, 2020, Viet Nam had 242,326 women-owned businesses⁷⁵, accounting for 29.9% of the total number of businesses operating in the country⁷⁶. The growth of women-owned businesses has been slow. According to data from GSO's Enterprise Survey, in 2015, 22.4% of businesses were owned by women and this indicator swelled to 27.8% in 2017⁷⁷.

6.5.6. Target 5.6: Ensure universal access to sexual and reproductive health and reproductive rights as agreed in accordance with the Programme of Action of the International Conference on Population and Development, the Beijing Platform for Action, and the outcome documents of their review conferences (Global target 5.6)

The assessment of this target can be expressed through a number of component indicators such as the rate of women having three antenatal care visits or more, the percentage of women giving births attended by

⁷⁵ There is a woman as the legal representative or owner of a private business.

⁷⁶ Data provided by Business Registration Authority, Ministry of Planning, and Investment as of December 31, 2020.

⁷⁷ Vietnamese Government. 2020. Report on reviewing the implementation of the National Strategy on Gender Equality for the period 2011-2020.

trained health care workers, and the percentage of women giving birth in health facilities, etc. The results of these indicators for the period 2015-2022 have been presented in SDG 3 and Target 5.1 and indicated that Viet Nam has achieved encouraging results in ensuring increasingly better access to sexual and reproductive health and reproductive rights as set out in target 5.6.

Women's ability to make decisions about reproductive health, contraceptive use, and sexual activities are key to gender equality and universal access to sexual and reproductive health and related rights. The results of the SDGCW 2020-2021 show that 60.7% of women could make decision on both sexual activities and use of contraception in 2021. There are differences in decision-making about sex and contraceptive use by age group, region, and education level. Only 17.9% of women aged 15-19 make their own decisions about sex and use of contraception versus 68.7% of women aged 35-39. This rate is highest in the Mekong River Delta (69.9%) and lowest in the Northern Midlands and Mountainous Areas (56.1%). The data show that women with higher education are more likely to make their own decisions about sex and use of contraception. This rate is lowest in the group of women without qualifications (43.5%) and highest in the group with a college or university degree or higher (62.5%). Self-determination about sex and contraceptive use are also positively correlated with living standards: women in the wealthier quintile have higher rates of self-determination about sex and use of contraception⁷⁸.

6.5.7. Target 5.7: Ensure that all women, particularly poor women in rural areas and women from ethnic minority groups, have equal rights to economic resources and equal rights to land use and ownership of other forms of property, inheritance, financial services, and natural resources as provided by national law (Global target 5.a)

Institutional development and improvement on gender equality continued to be strongly implemented. The mainstreaming of gender issues in the development and appraisal of legal documents has created an important basis for the implementation of gender equality goals in a substantive manner. Up to now, the institution for the protection of women's equal rights in all fields of social life and the prevention and control of gender-based violence has been relatively fully completed, becoming increasingly practical.

Women's economic participation, when considering the proportion of women in the labour force and the extent to which women are involved in business and management activities, is an outstanding achievement for Viet Nam. Viet Nam ranks among the top 45% of countries globally and in the top 3 in ASEAN for having no legal restrictions on freedom of movement, decisions on working, starting and operating business, property ownership and marriage-related regulations⁷⁹. The proportion of enterprises owned by women in Viet Nam is 29.9%⁸⁰. However, gender stereotypes still affect women's economic participation in Viet Nam and women still face certain barriers to participating equally with men. Factors such as caregiving responsibilities and greater participation in more "simple," flexible, but lower-wage segments in the labour markets have undermined women's position in the economy and their future resilience. The intertwined and adverse forms of discrimination have exacerbated the difficulties faced by some groups of women, such as women with disabilities, migrant women, ethnic minority women and people living in rural areas, single mothers, as well as older women and the elderly⁸¹.

⁷⁸ GSO & UNICEF, 2021. Report on the findings of the Survey on Sustainable Development Goals with Vietnamese Children and Women 2020-2021.

⁷⁹ World Bank. 2021. Women, business, and law 2021. Washington DC: World Bank.

⁸⁰ Data provided by Business Registration Authority, Ministry of Planning, and Investment as of December 31, 2020.

⁸¹ UN Women, ILO, WB & ADB, 2021. Viet Nam Gender Equality Overview 2021.

Currently, Viet Nam is implementing ODA projects in the field of vocational education that have contributed to poverty reduction in invested areas and solved social problems through improving access to gender equality for specific target groups including disadvantaged groups in society and women. The Vocational Skills Enhancement Project has developed activities aimed at increasing women's participation in vocational training; The project of skills and knowledge program for comprehensive economic growth has developed short-term training courses to help disadvantaged people find jobs, thereby contributing to poverty reduction in localities, improving social issues regarding gender inequality and disadvantaged groups. Viet Nam has developed occupational standards and national occupational skills standards in line with ASEAN competency framework to include in training programs for eight priority fields and occupations. However, up to now, the rate of women with professional and technical training is still low⁸².

6.5.8. Target 5.8: Enhance the use of enabling technologies, in particular information and communication technologies (ICT), to promote the empowerment of women. Create enabling conditions for women to access and utilize ICTs (Global target 5.b)

Viet Nam has come a long way in providing equal access to technology, especially information and communication technology. There are no gender differences in access to information technology, access to media, use of mobile phones and basic IT skills⁸³. According to a report by the Ministry of Information and Communications, the percentage of people using mobile phones in 2021 was 86.9%, an increase of 1.3 percentage points compared to 2020 (85.6%) and there is no significant difference in the rate of phone use between men and women on the population scale by sex.

During the COVID-19 pandemic, Viet Nam implemented a lot of policies to support, exempt and reduce charges for ministries, agencies, businesses, people and the whole society during the pandemic period such as increasing bandwidth and data capacity; discounting on some service packages; covering 100% of difficult-to-reach areas without mobile or the Internet connection, in localities implementing social distancing, and nationwide in 2021; Free 4Gb/day for 1 million students from poor and near-poor households when they were given computers for 3 months to study online.

⁸² Ministry of Labour, Invalids and Social Affairs, 2022. Report on assessment of the implementation of the SDGs and the National Action Plan for the implementation of the 2030 Agenda for Sustainable Development in 2022.

⁸³ UNICEF, 2021. Survey on SDGs with Children and Women (SDGCW) in Viet Nam 2020-2021



GOAL 6: Ensure availability and sustainable management of water and sanitation for all

URBAN POPULATION SUPPLIED WITH CLEAN WATER THROUGH CENTRALIZED WATER SUPPLY SYSTEMS




HOUSEHOLDS WITH IMPROVED WATER SOURCES



HOUSEHOLDS WITH HYGIENIC TOILETS



**THE GAP IS
NARROWING**




Only 15%
urban wastewater is collected and treated

PROPORTION OF ACTIVE INDUSTRIAL PARKS AND EXPORT PROCESSING ZONES WITH CENTRALIZED WASTEWATER TREATMENT SYSTEMS SATISFYING ENVIRONMENTAL REQUIREMENTS



90% Large reservoirs are controlled and monitored to ensure that the minimum flow of the river basin is maintained



100% Large, important river basins have automatic and online monitoring and surveillance systems
85% Large, important reservoirs in river basins are operated under the inter-reservoirs transfer scheme



9 recognized Wetlands of International Importance (Ramsar Sites) by the Ramsar Convention Secretariat.

11

World Biosphere Reserves recognized by the UNESCO



10

ASEAN heritage gardens

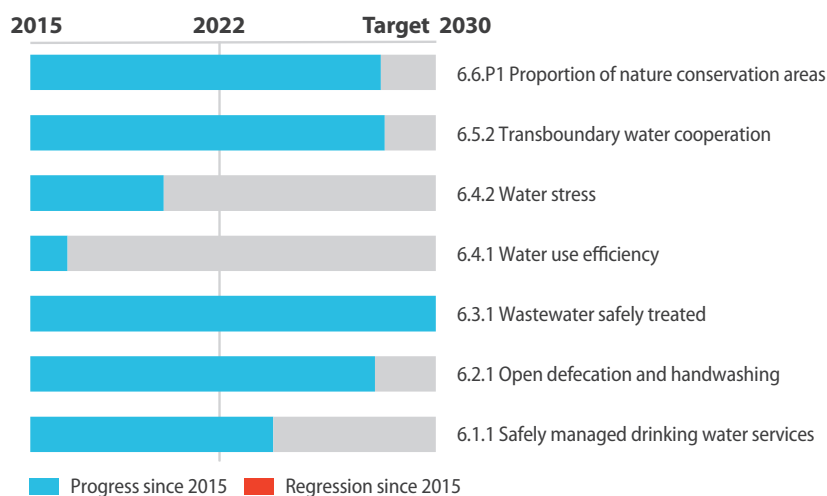
Although great progress has been made in the implementation of SDG 6, Viet Nam needs to continue with drastic measures to control wastewater; increase investment in water and sanitation works for isolated, remote and mountainous areas and make use of water resources efficiently.

Highlights:

Having a dense river system and focuses on agricultural development, Viet Nam has made efforts to ensure availability and sustainable management of water resources and sanitation systems for all. In particular, in the period 2018-2022, the proportion of urban population supplied with clean water through the water supply system went up from 86.7% to 94.2%; the percentage of households with improved water sources ascended from 95.7% to 98.3% and the percentage of households using hygienic toilets climbed from 90.3% to 96,2%; the proportion of industrial parks and export processing zones operating with a centralized wastewater treatment plant meeting environmental standards increased from 80.1% to 91%. It proved that the implementation of Goal 6 is of positive progress in the period 2018 to present. However, in the context of pressure of socio-economic development; limited access to improved water sources and sanitary conditions that meet the standards of the Ministry of Health; the impact of climate change is getting more and more serious, Viet Nam needs to continue to implement drastic policies and solutions to control wastewater; increase investment in water and sanitation works for remote and mountainous areas; promote integrated management of water resources by river basin and strengthen international cooperation and benefit sharing with countries sharing the same water sources.

According to UNESCAP assessment method, except for the indicator of the rate of wastewater being collected and treated, and the indicator of water used efficiently, which has progressed slowly and has not yet reached the milestone of 2022, all other indicators have indicated positive progress, surpassing the milestone of 2022. Viet Nam needs to maintain its progress in order to achieve most of the indicators set out for SDG 6.

Figure 40: The implementation progress of SDG 6 indicators



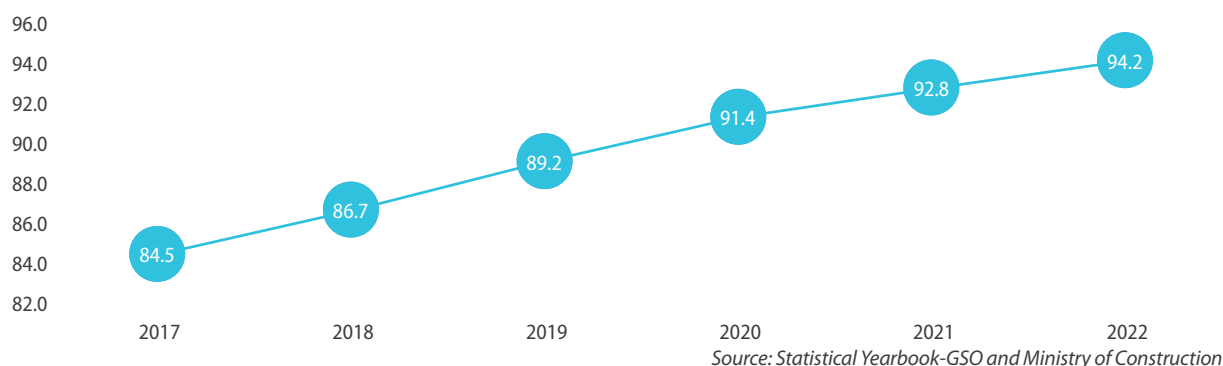
Source: UNESCAP and MPI

6.6.1. Target 6.1: By 2030, achieve universal and equitable access to safe and affordable water for all (Global target 6.1)

The proportion of urban population having access to clean water through a centralized water supply system has increased rapidly, reaching 94.2% in 2022, an improvement of 7.5 percentage points compared to 2018. This rate reached 100% in Hanoi and Ho Chi Minh City in 2019⁸⁴.

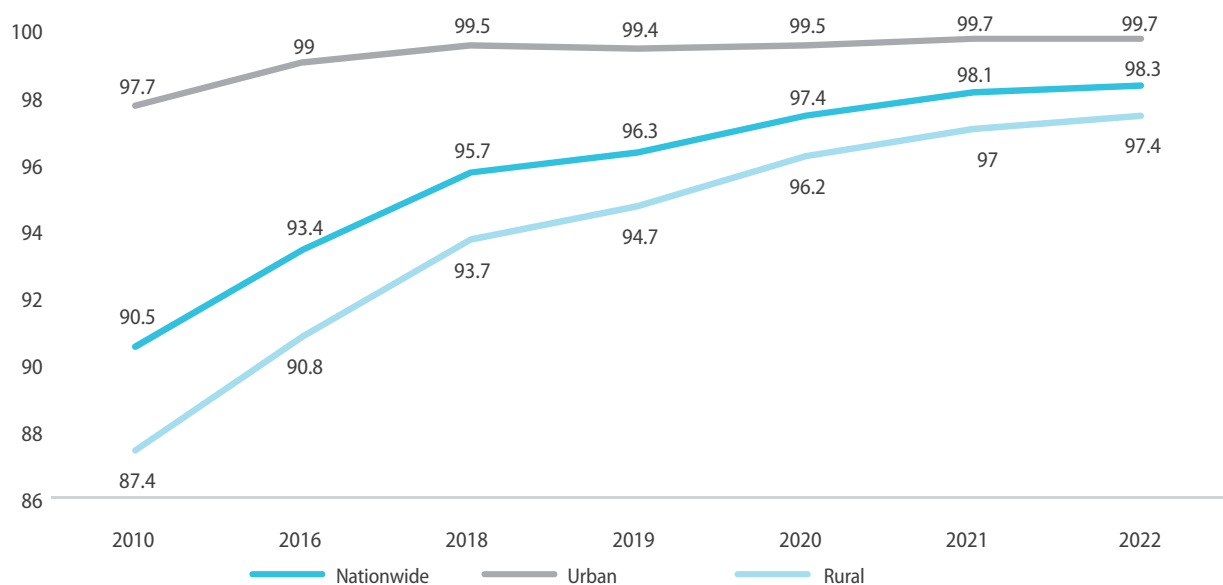
⁸⁴ General Statistics Office, 2021, Statistical Yearbook 2021.

Figure 41: Percentage of urban population supplied with clean water through a centralized water supply system (%)



The proportion of households with improved water sources in the country reached 98.3% in 2022, a rise of 2.6 percentage points compared to 2018. Although the proportion of households with improved water sources in rural areas illustrated a faster growth rate than that in urban areas, the former is always lower than the latter, reached 97.4% and 99.7% respectively in 2022.

Figure 42: Percentage of households using improved water sources (%)



The total capacity of water plants in urban and neighbouring rural areas has reached about 12.6 million m³ per day and night with a total of more than 750 clean water plants. Improved access to safe water has benefited women, who take on most of the fetching water work for households and are responsible for household water use such as housework, health care and personal hygiene, in line with gender standards, especially in rural, remote, and ethnic minority areas. One problem, however, is that the global Target 6.1 sets forth the requirements for management of safe drinking water sources. This is a higher bar than the target of improved water sources. According to the global report of the Joint Monitoring Program of UNICEF and WHO using the results of the SDGCW 2020-2021, the proportion of the population using safe managed water is quite low, at 58% of the population (in 2020) with 46% in rural areas and 76% in urban areas. In addition, at present, the Northern Midlands and Mountainous Areas region has the lowest percentage

of households using improved water sources in the country, posing a significant challenge in ensuring adequate access to safe drinking water and domestic water for all.

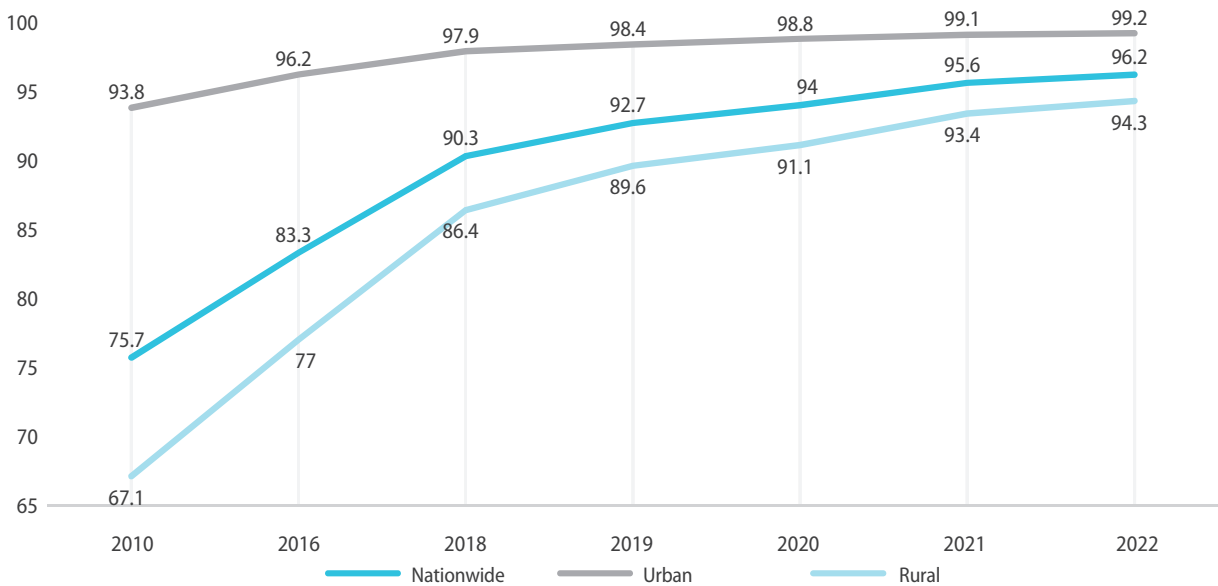
To promote access to clean, standards-compliant water, especially in rural areas, the National Strategy for Rural Water Supply and Sanitation to 2030, with a Vision to 2045, has set target that by 2030, 65% of the rural population will have access to clean water of standard quality with a minimum quantity of 60 litres/person/day.

6.6.2. Target 6.2: By 2030, ensure access to adequate and equitable sanitation facilities and hygiene for all, with particular attention paid to the needs of women, girls, people with disabilities and other vulnerable groups; end open defecation practices; 100% of households should have hygienic toilets (Global target 6.2)

In the period 2018-2022, the proportion of households using hygienic toilets improved remarkably, going up from 90.3% in 2018 to 96.2% in 2022, indicating steady improvement in both urban and rural areas⁸⁵. The gap between urban and rural areas has narrowed from 11.5% in 2018 to 4.9% in 2022.

This demonstrated that access to suitable sanitation facilities for all has improved significantly, especially in rural areas. Accordingly, investment support has been provided to household toilets construction in combination with awareness raising campaign to mobilize people to invest, upgrade and repair of hygienic toilets, contributing to improving environment in rural areas.

Figure 43: Percentage of households using hygienic toilets (%)



However, ensuring equitable access to sanitation facilities and suitable sanitation conditions for all still faces difficulties and challenges, especially in mountainous, remote, and isolated areas, areas with concentration of ethnic minorities, and water-scarce areas. In addition, the global Target 6.2 requires equitable access to safely managed sanitation facilities. According to the global report of the Joint Monitoring Program on Water and Sanitation of UNICEF and WHO using the results of the SDGCW 2020-2021, in Viet Nam, 44% of the population have access to safe managed sanitation facilities (by 2020), broken down to 46% in rural

⁸⁵ General Statistics Office, 2021. Statistical Yearbook 2021.

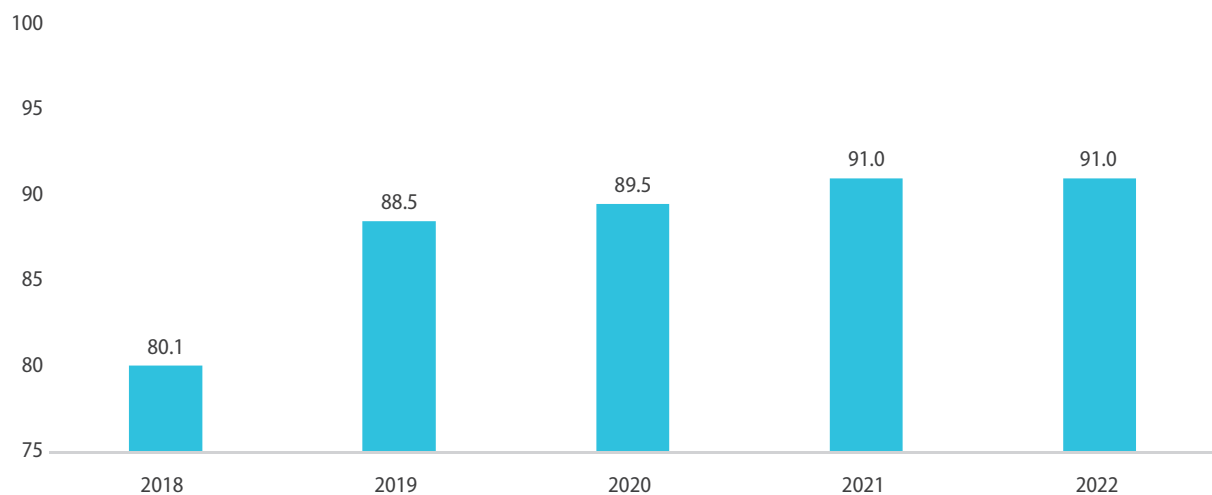
areas and 41% in urban areas. The rate of schools with standard clean water and sanitation facilities is not high.

6.6.3. Target 6.3: By 2030, improve water quality and achieve control of sources of pollution; end the use of hazardous chemicals in agricultural, industrial, and aquatic production that pollutes water sources and degrades biodiversity; treat 100% of hazardous wastewater; halve untreated urban wastewater; increase the safe reuse of water (Global target 6.3)

Currently, nationwide, there are 71 centralized wastewater treatment plants in urban areas from grade IV and above, operating with a total designed capacity of about 1.38 million m³ per day and night; about 15% of wastewater is collected and treated; and there are approximately 80 provincial drainage and wastewater treatment projects under design/construction. 49 out of 63 provinces have issued regulations on management of water drainage and wastewater treatment; 23 specialized master plans on urban drainage have been approved, this is an important basis for localities to implement drainage and wastewater treatment projects in the corresponding area ⁸⁶.

Industrial parks and export processing zones have been conducting closer environment monitoring and control. Accordingly, proportion of industrial parks and export processing zones with centralized wastewater treatment systems satisfying the environmental requirements reached 91% by 2022, an increase of more than 10 percentage points compared to 2018.

Figure 44: Proportion of industrial parks and export processing zones with centralized wastewater treatment systems satisfying the environmental requirements (%)



Source: Ministry of Planning and Investment

The results of water quality monitoring in 2021 show that most of the large river basins such as the Red-Thai Binh basin, Ma-Chu basin, Ca-La basin, Vu Gia-Thu Bon basin, and the Mekong basins are maintained at a good to particularly good level. In many rivers or river sections where water can be used for domestic water supply, aquaculture, and other equivalent purposes. The average monitoring results at each monitoring point does not indicate significant abnormal fluctuations. However, water pollution is still going on in the river sections flowing through densely populated areas, craft villages, and industrial production areas. The

⁸⁶ Ministry of Construction.

main reason is untreated or poorly treated domestic wastewater from urban areas, concentrated residential areas, establishments for production, business, and services before being discharged to the environment.

Groundwater quality is still quite good. However, some areas in the Northern Delta have been locally contaminated with nutrients and heavy metals. Saltwater intrusion continues to take place in the estuary areas, especially from 2018 to 2021, saline intrusion in the downstream areas of the Vu Gia-Thu Bon river basin or in the Vam Co river and other rivers in southern provinces demonstrated an increasing trend, which has adversely affected water quality and affected the daily life and production of people in saline intrusion areas.

Although measures have been taken to control large sources of wastewater which pose a risk of causing problems to the water environment; closely review and control large waste sources (industrial parks, craft villages, etc); proactively carry out environmental monitoring activities for large facilities and projects with high risk of causing environmental pollution. However, population growth and urbanization have put excessive pressure on the water environment and the use of water resources. Most of urban areas are concentrated along big rivers without synchronized technical infrastructure, which leads to overloading, pollution, and deterioration of the water quality of crossing rivers. Untreated domestic wastewater, directly discharged into the environment, is the main cause of surface water pollution in urban areas, residential areas, and surrounding areas. According to statistics, in 2021, the environment had to receive more than 3,365 million m³ of domestic wastewater, more than 245 million m³ of livestock wastewater (an increase of more than 45 million m³ compared to 2020), more than 1,335.3 million m³ of aquaculture wastewater; this has not included the large amount of wastewater from craft villages and surrounding areas that is untreated and discharged into the environment. Meanwhile, only about 15% of the total amount of urban wastewater and 41% of wastewater from aquaculture activities is collected and treated; About 9% of medical wastewater is untreated. In rural areas, most residential areas do not have a centralized domestic wastewater collection and treatment system⁸⁷.

6.6.4. Target 6.4: By 2030, substantially increase water-use efficiency across all sectors and ensure a sustainable supply of freshwater in order to address water scarcity, and substantially reduce the number of people suffering from water scarcity. Ensure that water exploitation does not exceed the exploitation thresholds for rivers and exploitable reserves of water reserve layers (Global target 6.4)

By the end of 2021, the whole country had about 40,200 water exploitation works. The volume of water exploited and used by licensed works was about 40.69 billion m³/year, of which surface water volume was approximately 39.05 billion m³/year, and underground water volume was about 1.64 billion m³/year⁸⁸.

Assessment of flow developments, surface water resources in rivers have been carried out at most of the existing hydrological stations and water resource stations on rivers and streams in the river systems: Bang Giang-Ky Cung, Hong-Thai Binh, Ma, Ca, Ba, Se San, Sre Pok, Dong Nai, Mekong and some central coastal rivers. 90% of large reservoirs is controlled and monitored to ensure maintaining the minimum flow of the river basin is maintained in 2020 and this result continued to be maintained in the period of 2021-2022⁸⁹.

As for the surveys and assessment of groundwater resources, up to now, surveys have been carried out at different ratios, of which the ratio 1: 200,000 has covered the whole country. In addition, the program

⁸⁷ Report 198/BC-CP of the Government dated May 22, 2022 on environmental protection in 2021.

⁸⁸ National water resources report for the period 2016 - 2021.

⁸⁹ Country report 2020: Five-year progress towards achieving the sustainable development goals.

to survey and search for underground water sources in high mountainous areas and water-scarce areas⁹⁰, especially in ethnic minority areas has been implemented. Results of implementation in phase 1 have created sustainable exploitation works for supplying water to people in highland and water-scarce areas. The program has constructed 455 works and built 190 centralized water supply stations in 37 provinces⁹¹.

Regarding international cooperation, Viet Nam has participated in many important international conferences and forums to exchange and share experiences and seek opportunities for bilateral cooperation in the field of water resources with other countries.

However, the implementation of target 6.4 still faces many difficulties and challenges such as: limited investment and finance in the water sector compared to the demand; absence of mechanism to attract financial resources from the private sector; lack of economic tools applied in water supply, wastewater discharge, water exploitation and use, and inadequate irrigation policies resulted in failure in encouraging and regulating the economical and sustainable exploitation and use of water, or effective prevention and control of water pollution. The state of decline and depletion of water resources leading to lower water level on the rivers in some river basins is happening, especially in the downstream of rivers. One of the reasons leading to decline and lowering of the water level is illegal sand mining and over-exploitation on the river, which is complicated, causing subsidence and erosion on the riverbed, river beaches, and riverbanks.

6.6.5. Target 6.5: By 2030, implement integrated water resources management by river basin, including trans-boundary water sources, through international cooperation (Global target 6.5)

Viet Nam has issued inter-reservoir operating procedures in 11 river basins including: the Red, Ba, Vu Gia-Thu Bon, Se San, Sre Pok, Huong, Ma, Ca, Kon-Ha Thanh, Tra Khuc, and Dong Nai. Accordingly, the procedures stipulate the minimum flows at the post reservoir measuring stations on 11 river basins as well as ensure the harmonization of water exploitation and use purposes of water users in the same basin. Compliance with the regulations of the inter-reservoir operation procedures on 11 river basins is particularly important to ensure the regulation and distribution of water sources as well as the integrated use of water sources and prevention of water related disasters. This is also the legal basis for more rational and efficient management and use of water sources from irrigation and hydroelectricity reservoirs, connecting the operation mode of the works with the requirements of flood prevention and control and regulate water downstream of the reservoirs to meet the requirements of economic development, ensure social security and protect the environment of localities in large and important river basins. Currently, 100% of major and important river basins have automatic and online monitoring systems in place, and 85% of large and important reservoirs in river basins are operated according to inter-reservoir coordination regulations.

Due to the fact that most of Viet Nam's major river systems include rivers connected with other countries, Viet Nam has always paid great attention to exploitation and use of transboundary water resources and cooperation with other countries sharing the same water sources. Accordingly, Viet Nam has joined and signed a number of agreements/conventions such as the Agreement on Cooperation for Sustainable Development of the Mekong River Basin between the Government of the Kingdom of Cambodia, the Lao People's Democratic Republic, the Socialist Republic of Viet Nam, and Kingdom of Thailand in 1995; Agreement on Regulation on Water Use along the Border between the Government of the Socialist Republic

⁹⁰ Decision 1553/QĐ-TTg dated November 8, 2019 of the Prime Minister.

⁹¹ Ministry of Natural Resources and Environment.

of Viet Nam and the Government of the Kingdom of Cambodia; Convention on the Law of Non-Navigational Uses of International Watercourses 1997; Mekong-Lancang cooperation between China and lower Mekong countries in 2016.

6.6.6. Target 6.6: By 2030, protect and restore water-related ecosystems (Global target 6.6)

Currently, Viet Nam has more than 300 wetlands of national and international importance, which have been listed in detail nationwide and appropriate management regimes are gradually adopted; 63 important bird areas were assessed for conservation status and important migratory waterfowl areas are catalogued. Many conservation zones and national parks have had many programs, projects and activities on afforestation and forest ecosystem restoration. Hundreds of hectares of degraded forest were restored and developed in a stable manner, contributing to increasing forest cover across the country.

Viet Nam currently has 9 wetlands recognized by the Ramsar Convention Secretariat as wetlands of international importance (Ramsar sites)⁹²; 11 World Biosphere Reserves are recognized by UNESCO⁹³; 10 ASEAN heritage parks⁹⁴ and one internationally important migratory bird area on the Australian-East Asian migratory route (namely Tram Chim National Park) (2016). Most recently, two wetland reserves have been established: Thai Thuy Wetland Reserve and Tam Giang-Cau Hai Lagoon Wetland Reserve.

The protected areas have greatly contributed to the restoration of specific ecosystems to create habitats for species. Across the country, from 2016 to now, 9 new protected areas have been established (4 wetland reserves, 3 special-use forests, 2 marine protected areas), and 03 biodiversity corridors have been established in Quang Nam, Thua Thien Hue and Quang Tri provinces, bringing the total number of reserves to 180 with a total area of over 2.6 million hectares, including 34 national parks; 69 nature reserves; 18 habitat and species conservation areas; 59 protected landscape areas.

Table 8: Findings of the review of the nature reserve systems under the Law on Biodiversity up to 2020

Type of Reserves	Quantity	Total area (ha)
National Parks	34	1,265,181.96
Nature Reserves	69	1,153,277.41
Habitat and species conservation areas	18	102,112.51
Protected landscape areas	59	93,493.46
Total	180	2,614,065.34

Source: Ministry of Natural Resources and Environment

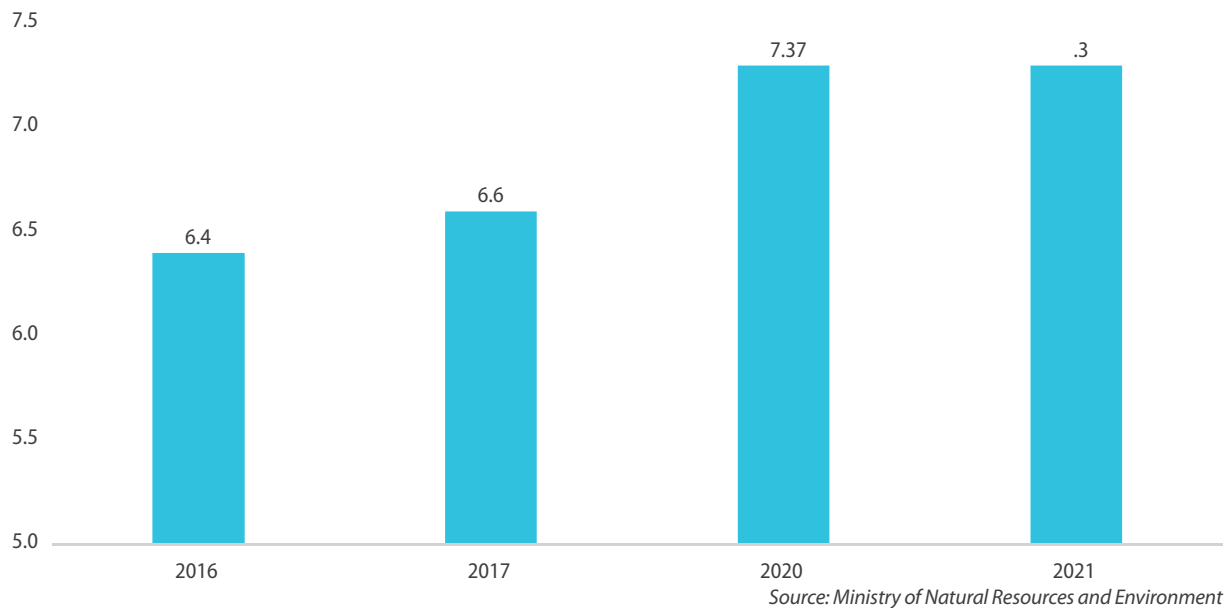
The share of nature reserves is currently 7.3% of the total natural area, an increase of 0.7 percentage points compared to 2017.

⁹² with a total area of 120,549 ha, including: Xuan Thuy - Nam Dinh, Bau Sau - Dong Nai, Ba Be - Bac Kan, Tram Chim - Dong Thap, Cape Ca Mau - Ca Mau, Con Dao - Ba Ria - Vung Tau, U. Minh Thuong - Kien Giang, Lang Sen - Long An, Van Long - Ninh Binh.

⁹³ with a total area of over 4.3 million hectares, including: Can Gio - TP. Ho Chi Minh (2000); Dong Nai (2001); Cat Ba - Hai Phong (2004); Inter-provincial coastal areas of the Red River Delta - Thai Binh, Nam Dinh, Ninh Binh (2004); Kien Giang (2006); Western Nghe An (2007), Cape Ca Mau - Ca Mau (2009); Cu Lao Cham - Quang Nam (2009); Langbiang - Lam Dong (2014); Kon Ha Nung (2021); Chua Mountain (2021).

⁹⁴ with a total area of 365,389 ha, including: Hoang Lien National Park (2003), Ba Be National Park (2003), Chu Mom Ray National Park (2003), Kon Ka Kinh National Park (2003), U Minh Thuong National Park (2012), Bai Tu Long National Park (2017), Boia Bidoup-Nui Ba National Park (2019), Vu Quang National Park (2019), Lo Go - Xa Mat National Park (2019), Ngoc Linh Nature Reserve (2019)

Figure 45: The share of area of the nature reserves (%)



Although Viet Nam has achieved many successes in planning and establishing a system of protected areas in order to promote biodiversity conservation throughout the country, the management of the protected areas is currently facing many challenges such as: the risk of reducing scale and value of biodiversity in reserved areas due to impacts of climate change and human development activities; many development projects have been directly affecting the protected areas, such as hydropower projects, traffic expansion, etc. in protected areas; climate change (sea level rise, storm surge) may cause loss of an area or species in protected areas in coastal areas of Viet Nam. Importance of protected areas is not well aware due to lack of information about values of biodiversity and ecosystem services in protected areas. People living around reserved areas have not really benefited from their values. Due to livelihood pressure, illegal exploitation of natural resources still occurs in protected areas, leading to biodiversity loss.



GOAL 7:

Ensure access to sustainable, reliable, and affordable energy for all

99.5%

Percentage of households with access to electricity in 2022



55.79%

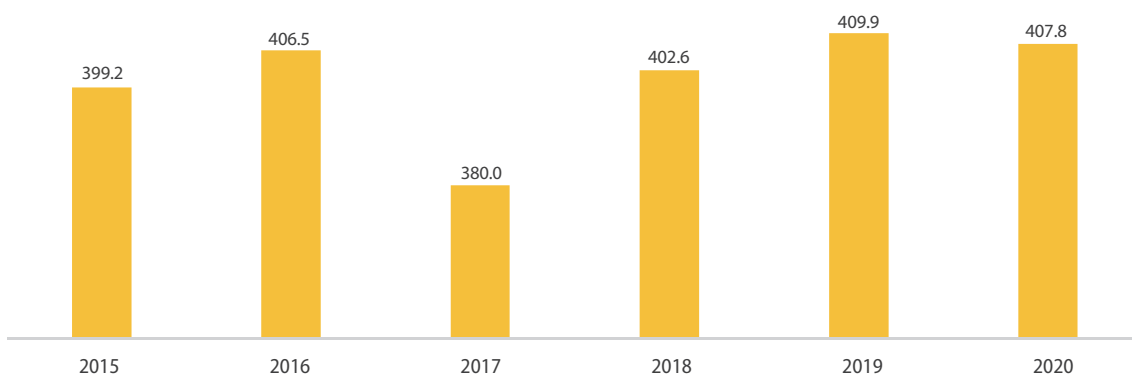
TOTAL INSTALLED CAPACITY GENERATED FROM RENEWABLE SOURCES (HYDRO POWER, WIND POWER, SOLAR POWER, BIOMASS POWER) IN 2022

SHARE OF RENEWAL ENERGY IN TOTAL FINAL ENERGY CONSUMPTION IN VIET NAM



2020
21.78%

ENERGY CONSUMPTION TO GDP (KOE/1,000 USD GDP)



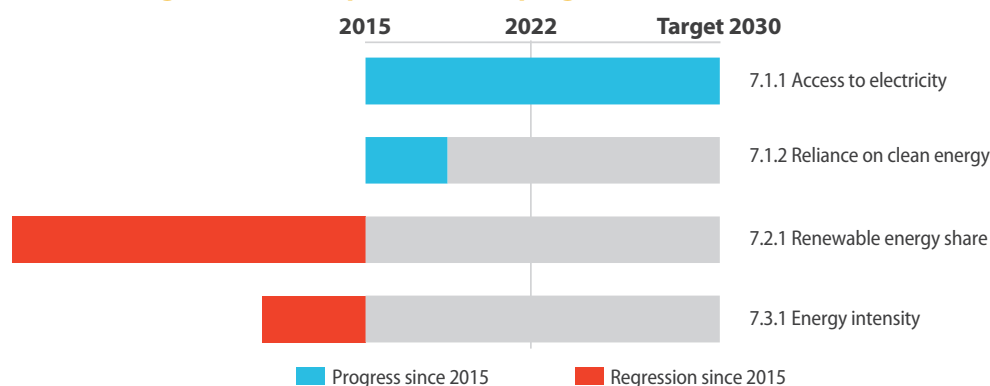
INCREASE THE SHARE OF RENEWABLE ENERGY AND ENERGY EFFICIENCY IS A PRIORITY TO ACCELERATE IMPLEMENTATION OF SDG 7 IN VIET NAM.

Highlights:

With the implementation of the Target Program on electricity supply in rural, mountainous and island areas, the rate of households’ access to electricity tended to increase and reached 99.5% in 2022, and the accessing gaps between urban-rural areas are significantly narrowed, from 1.3% to only 0.1% in the period 2018-2022. The designed capacity and output of renewable energy projects exceeded the target, the share of RE in total final energy consumption in Viet Nam increased and reached 21.78% in 2020 thanks to investment promotion policies in renewable power projects, especially wind power and solar power. Besides the highlights mentioned above, the ratio of energy consumption to gross domestic product tended to increase to higher than the average level of the world and of ASEAN countries. Although the share of RE in total final energy consumption has increased, it has not yet reached the set target. The slow process of technological innovation in some energy-intensive industries also leads to high energy inefficiency.

According to the UNESCAP’s assessment method, households’ access to electricity is well progressed, far exceeding the milestone of 2022. However, the targets regarding the share of RE as well as energy consumption to the gross domestic product are moving backward against expectations, while the percentage of households using clean energy has progressed but slowly. These are the issues that Viet Nam needs to pay attention to and improve in the coming time to accelerate the progress of implementing the SDG 7 and try to achieve net-zero emissions target by 2050 as committed.

Figure 46: The implementation progress of SDG 7 indicators



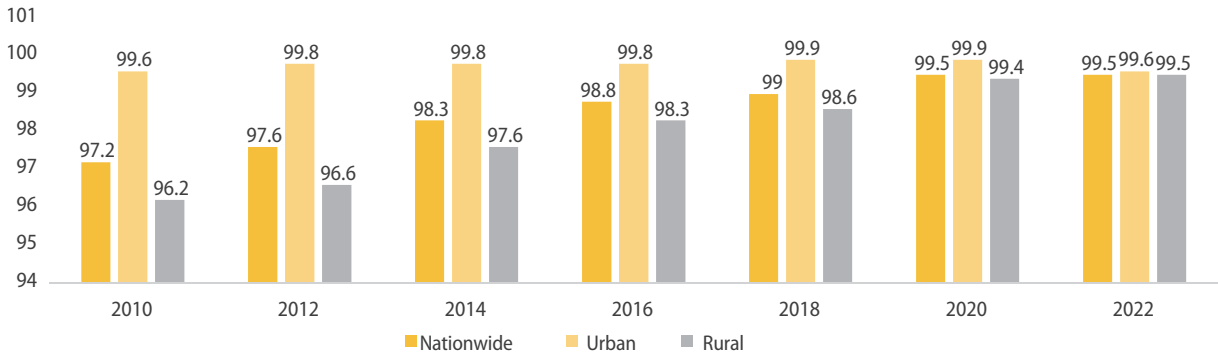
Source: UNESCAP and MPI

6.7.1. Target 7.1: By 2020, almost 100% of households have access to electricity; by 2025, 100% of households have access to electricity; by 2030, ensure the entire population can access affordable, reliable, and modern energy (Global target 7.1)

Viet Nam currently has a relatively high rate of households’ access to electricity thanks to efforts in reforming the energy sector as well as developing the national electricity network, applying information technology in power supply service management system, prioritizing investment in power network expansion to disadvantaged areas and islands. By 2022, 99.5% of Vietnamese households had access to the national power grid; there is almost no significant difference between different regions and localities (the rate of households’ access to electricity in urban and rural areas was 99.6% and 99.5% respectively in 2022). This illustrated a significant improvement compared to 2018, when there was a big gap between urban and rural areas (1.3%). In fact, data shows that in many localities, the rate of households’ access to electricity has reached 100% for many years. However, it should also be noted that expansion of access to the remaining

0.5% of households is challenging because these areas without access are remote areas, where it is extremely difficult to build infrastructure for electricity connectivity. Moreover, households in these areas live in scattering places, so it is difficult to ensure 100% of households have access to electricity.

Figure 47: Rate of households with access to electricity (%)



Source: Viet Nam Household Living Standards Surveys, GSO

6.7.2. Target 7.2: By 2030, substantially increase the share of renewable energies in the total domestic consumption of primary energies, more specifically to reach 31 % by 2020 and 32.3 % by 2030 (Global target 7.2)

Policies to encourage the development of renewable energy are implemented; in the period of 2019–2022, development of renewable energy indicated a rapid progress. In 2022, it is estimated that electricity generated from renewable energy (hydroelectricity, wind power, solar power, biomass power) accounted for approximately 49.35% of total generated output in the entire system. The total installed capacity of renewable energy sources (hydroelectricity, wind power, solar power, biomass power) makes up approximately 55.79% of the total installed capacity of the entire system, making Viet Nam one of the leading countries in installed capacity of renewable energy in the world and in the region. Although there is a clear improvement in capacity and electricity output from RE sources, the share of RE in the total primary energy supply of Viet Nam in the period 2015–2020 tended to decrease (in 2015 it was 19.9 percent which reduced to 14.9% in 2020) and the share of RE in total final energy consumption in Viet Nam has not yet reached the set target. The reasons include: (1) there is a continuous increase in the demand for energy consumption for economy growth (from 52,962 KTOE in 2015 to 67,298 KTOE in 2020)⁹⁵; (2) expanded scale of energy-intensive industries such as cement, construction materials, steel, etc.; (3) Slow speed of innovation and technological improvement, delayed application of energy efficiency improvement in enterprises; (4) the effect of policies on energy efficiency and energy transition has a certain delay.

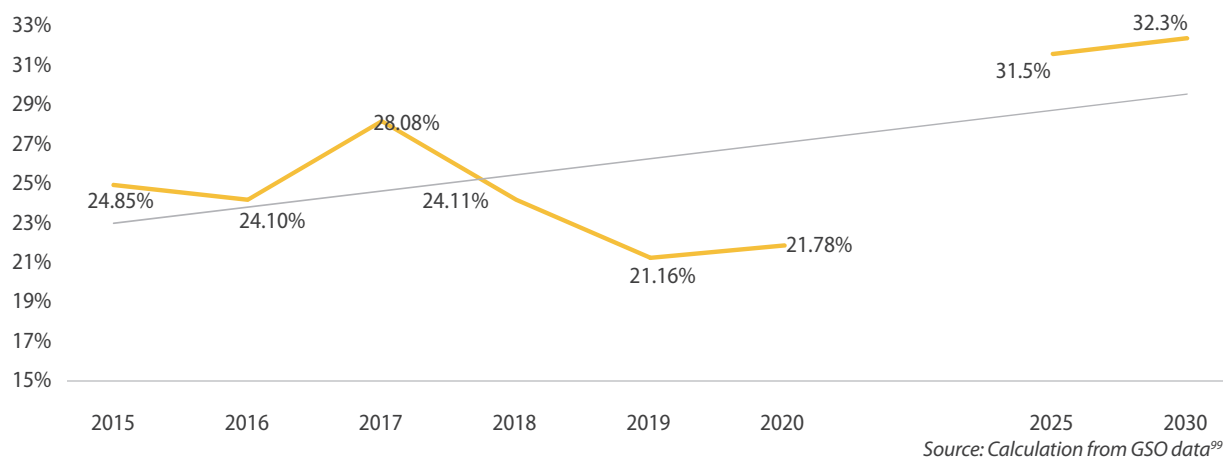
However, the continued revision and promulgation of a series of policies to encourage RE development⁹⁶ in the period from 2018 onwards has created a boom in investment projects in renewable energy, especially wind power and solar power projects. This facilitated rapid growth in the share of electricity generated from renewable energy sources. According to a report of the Ministry of Industry and Trade, in 2021, the share of electricity produced from renewable energy sources (wind power, solar power, biomass power) to the total produced electricity of the whole country reached 12.3% versus only about 0.5% in 2018.

⁹⁵ National Statistical Yearbook 2021.

⁹⁶ Resolution No. 55-NQ/TW dated February 11, 2020 of the Politburo; Decision No. 39/2018/QĐ-TTg dated September 10, 2018 amending and supplementing a number of articles of the Prime Minister’s Decision No. 37/2011/QĐ-TTg dated June 29, 2011 on the support mechanism for development of wind power projects in Viet Nam; Decision No. 11/2017/QĐ-TTg dated April 11, 2017 on mechanism to encourage the development of solar power projects in Viet Nam and Circular No. 16/2017/TT-BCT; Decision No. 13/2020/QĐ-TTg on incentive mechanism for solar power development in Viet Nam.

Most recently, Viet Nam has signed its commitment at COP to bring emissions to net zero by 2050, including the implementation of the Global Coal to Clean Power Transition Statement, contributing to reducing greenhouse gas emissions. Along with this, the Government is developed and issued the Power Development Plan VIII with an orientation to focus on renewable energy development in line with Viet Nam’s National Energy Development Strategy to 2030, with a vision to 2045⁹⁷ that will promote the energy transition process to be faster towards green, renewable energy, and improved energy efficiency in the coming years.

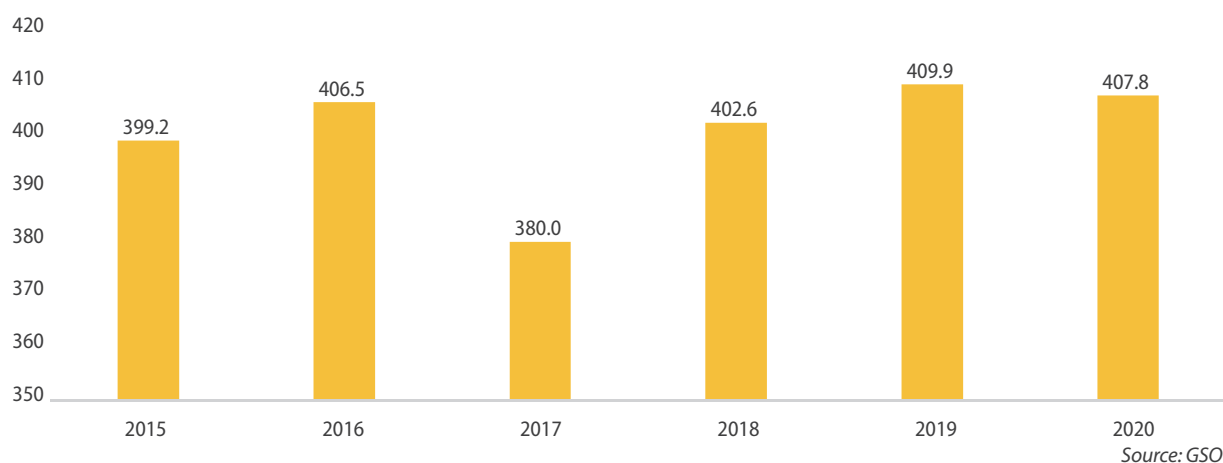
Figure 48: The share of renewable energy in total final energy consumption⁹⁸ (%)



6.7.3. Target 7.3: By 2030, double the national rate of improvement in energy efficiency; Reduce power consumption by 10 % compared to the baseline scenario (Global target 7.3)

Ratio of energy consumption per gross domestic product in 2020 was 407.8 KoE/1,000 USD GDP, slightly down from 409.9 KoE/1,000 USD GDP in 2019 but still higher than the period before 2018 and higher than the average level of the world and ASEAN countries¹⁰⁰. The reduction in 2020 compared to 2019 was about 0.5%. This shows that Viet Nam’s energy efficiency is not high. In the coming years, Viet Nam needs to better implement policies towards sustainable energy use and saving, especially the National Program on Sustainable Production and Consumption.

Figure 49: Energy consumption relative to gross domestic product (KoE/1,000 USD GDP)



⁹⁷ Resolution 55-NQ/TW of the Politburo.

⁹⁸ Renewable energy in this context includes solar energy, hydroelectricity, wind energy, biomass fuel, energy from waste.

⁹⁹ <https://www.gso.gov.vn/px-web-2/?pxid=V0709&theme=C%C3%B4ng%20nghe%E1%BB%87p>.

¹⁰⁰ According to Viet Nam Energy Statistics 2019, World average energy consumption/GDP in 2018: 172 KoE/1000 USD, average ASEAN countries: 230 KoE/1000 USD.

6.7.4. Target 7.4: By 2030, expand infrastructure and upgrade technology for supplying modern and sustainable energy services for all, particularly less developed regions, isolated and remote regions, mountainous and island regions (Global target 7.b)

In recent years, Viet Nam has implemented many solutions to develop renewable energies through implementing a series of policies to incentivize renewable energy development, creating a boom in projects investing in renewable energy, especially wind power and solar power projects. The installed capacity of renewable energy-based power projects has grown rapidly since 2019 to present.

In addition, Viet Nam is constantly improving its electricity supply infrastructure for underdeveloped, remote, mountainous, and island areas. Through the Power Supply Program for Rural, Mountainous and Island areas and the EU-Viet Nam Sustainable Energy Transition Program, the policies of renewable energy development with various solutions have been implemented to facilitate the expansion of infrastructure and technology upgrades to provide modern and sustainable energy services for all. In addition to developing the national electricity network, the solutions also focus on developing independent and decentralized power systems for areas where there is no national power grid. Up to now, power supply from independent renewable energies has been deployed to remote areas, border areas and islands, meeting the daily needs of people in these areas.

In the next phase, in parallel with the development of RE, Viet Nam will promote projects to develop the power grid to dispatch RE and strengthen supervision of RE projects, ensure synchronization with the for national grid development plan while providing sustainable energy services for all.



GOAL 8:

Ensure sustained, inclusive, and sustainable economic growth, full and productive employment, and decent work for all

GDP GROWTH RATE IN THE PERIOD 2016 - 2022

> 6%/year

PER CAPITA INCOME

2022 **1.5** TIMES VS 2016



5%
2011 - 2020

Labor productivity growth rate of Viet Nam, higher than the average of ASEAN



41.5% | 2020

Contribution of TFP to the overall growth rate of GDP


VIETNAM'S CAPITAL BASED GROWTH ACCOUNTED FOR ALMOST 46.5%

INFORMAL EMPLOYMENT RATE



2021 → 2022

56.2% → **54.9%**



Up **8.28%** vs 2021

Credit provided to SMEs by the end of 2022 >2,186 trillion dong, ≈20% total outstanding loans in the whole economy.

MONTHLY AVERAGE INCOME OF WAGED WORKERS



7.5 million VND/month in 2022

INCOME GAP BETWEEN MALE AND FEMALE WORKERS

≈ **85%**



UNEMPLOYMENT RATE 2022 **2.3%**

UNDER-EMPLOYMENT RATE **2.21%**

UNEMPLOYMENT RATE AMONG YOUTHS (AGED 15 - 24)

≈ **7.7%**



9.7% urban areas



6.68% rural areas

INTERNATIONAL VISITORS



3,661 MILLION VISITORS in 2022 > **23.3** TIMES MORE THAN 2021

A reduction of 79.7% compared to 2019, before the pandemic

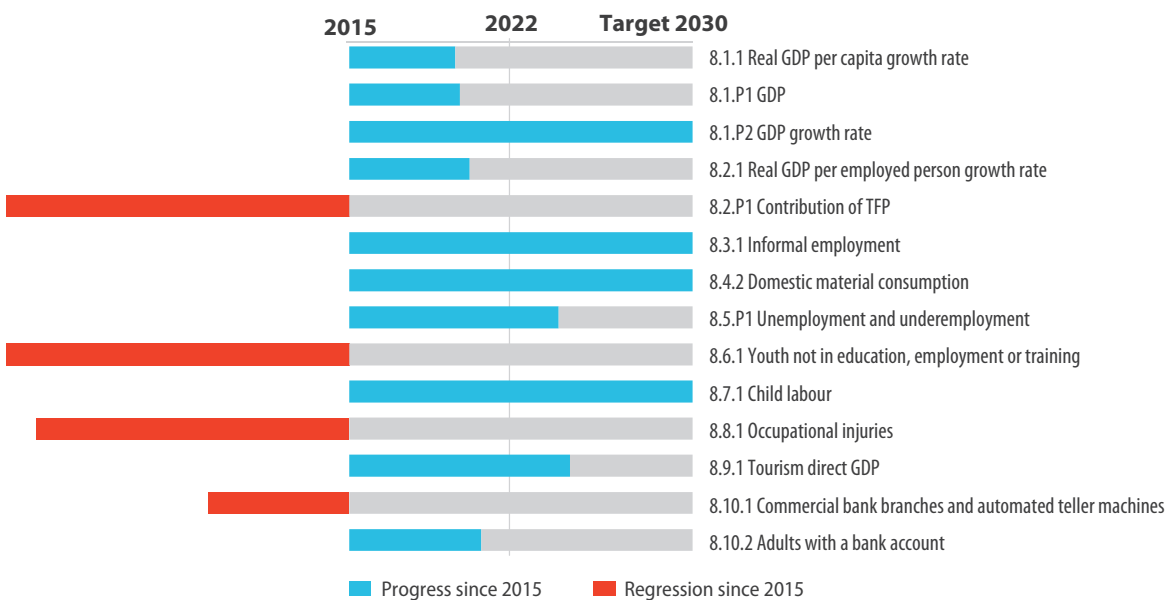
A number of indicators lagged behind the 2015 levels such as the contribution of TFP, the proportion of people aged 15-24 who are currently neither in employment nor in education and training. These issues pose significant challenges for Viet Nam in the implementation of SDG 8 in the coming time.

Highlights:

Viet Nam’s economy in the period 2016-2022 achieved encouraging results with GDP growth rate of over 6%/year. The growth rate of total factor productivity (TFP) has improved significantly in the past 5 years, reaching an average of 2.93% in the period 2016-2020. The rate of workers in informal employment declined steadily in the period of 2016-2022. The COVID-19 pandemic with unpredictable developments in the period of 2020-2021 has forced Viet Nam and countries around the world to take urgent response measures such as closing border gates, implementing social distancing, which stalled production; domestic and international tourism activities were almost completely paralyzed and thus greatly affected the progress of SDG implementation. 8. In the period of 2020-2021, although GDP still maintained a positive growth rate (respectively 2.87% in 2020 and 2.56% in 2021), it was much lower than that in 2018, 2019. In addition, labour income went down while unemployment and underemployment rates went up. In 2022, Viet Nam’s economy began to recover with GDP growth rate at 8.02%; there have been more than 3.5 million international visitors to Viet Nam (although still much lower than before the COVID-19 pandemic); Production and business activities have returned to normal like before the COVID-19 pandemic.

According to UNESCAP assessment method, indicators on GDP growth, rate of child labour, rate of workers in informal employment, unemployment rate, contribution of tourism in GDP are being implemented very well and have exceeded the milestone of 2022. The indicators of GDP per capita growth, GDP size, labour productivity, number of people having bank accounts witnessed improvements, but the results have not met the expected level for 2022. A number of indicators regressed compared to 2015 such as the contribution of TFP, the Proportion of persons aged 15-30 years not in employment, education, or training, mortality and morbidity rate in occupational accidents, the number of ATMs¹⁰¹. These issues pose significant challenges for Viet Nam in the implementation of SDG 8 and need to be paid more attention in the coming time.

Figure 50: The implementation progress of SDG 8 indicators



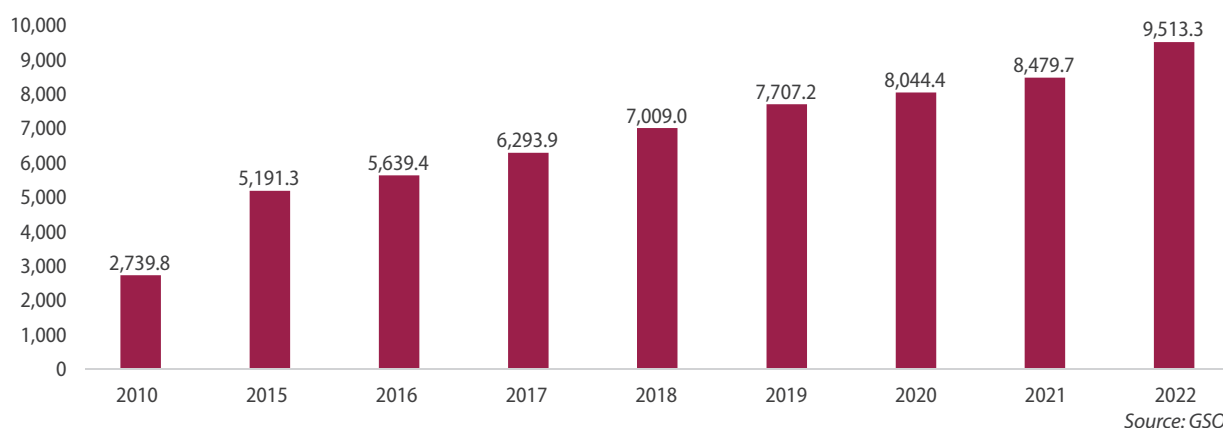
Source: UNESCAP and MPI

¹⁰¹ The reason comes from the new trend of popularizing and gradually increasing online payment services, digital banking services, etc.

6.8.1. Target 8.1: Sustain per capita GDP growth rate of 4.0 to 4.5 % per annum and GDP growth rate of 5.0 – 6.0 % per annum (Global target 8.1)

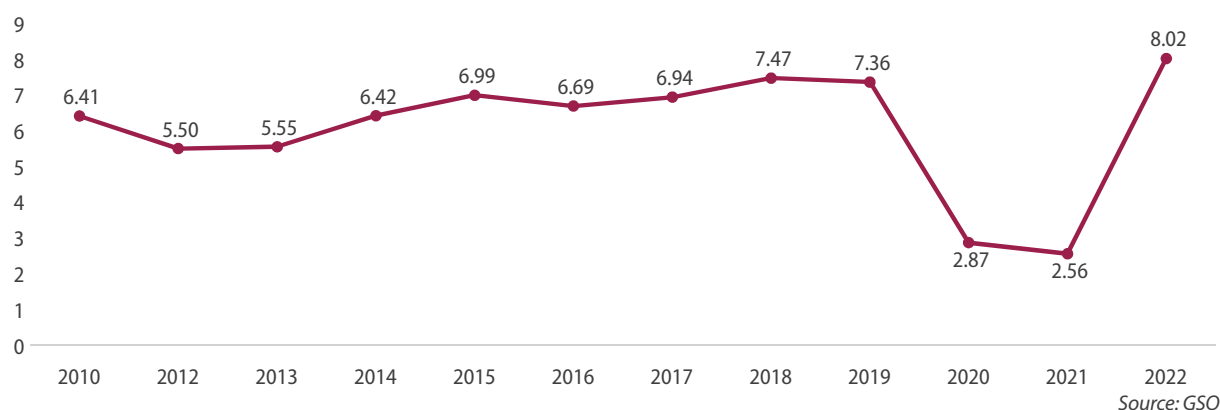
The GDP in 2022 was approximately 1.36 times as high as that in 2018 (in current prices). The rapidly increasing GDP scale of the economy is an opportunity to increase per capita income, thereby improving people’s living standards.

Figure 51: Gross domestic product at current prices (trillion VND)



Although Viet Nam’s economy in the period 2016–2022 was affected by the COVID-19 pandemic, economic growth still achieved encouraging results. On average, in the period 2016–2022, the GDP growth rate reached over 6% per annum, of which, in the 2016–2019 period, the average growth rate reached 7.1% per annum. Due to the impact of the COVID-19 pandemic, economic growth tends to slow down, reaching only 2.87% and 2.56% in 2020 and 2021, respectively. By 2022, domestic production showed signs of improvement again, economic growth rate in 2022 reached 8.02%. However, the context in 2022 and the following years could be associated with many complicated and unpredictable fluctuations, competition, and conflicts; the impact of climate change will continue to make the trend of economic recession to occur on a global scale, posing a significant impact in the process of recovering domestic economic growth.

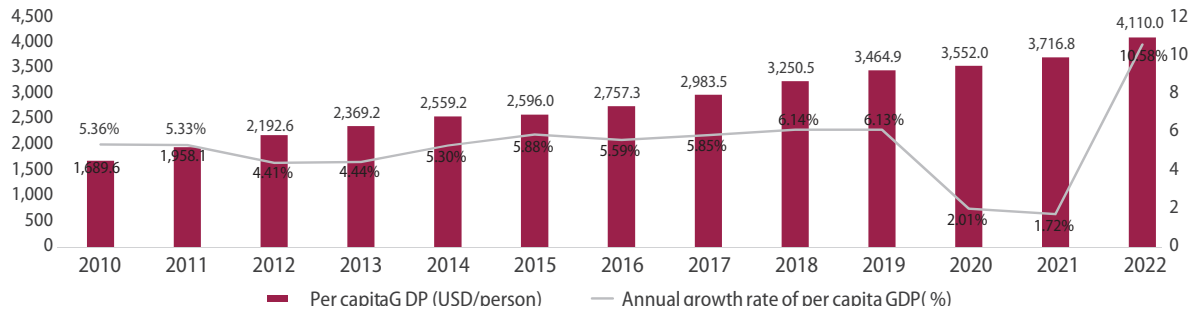
Figure 52: Growth rate of gross domestic product (%)



Per capita income tended to increase in the period 2016–2022. This factor in 2022 was about 1.5 times as high as in 2016. In 2020, 2021, due to the impacts of COVID-19, the GDP growth rate slowed down and so did growth rate of per capita income. Along with the economic recovery process and rapid economic growth

rate in 2022, per capita GDP in 2022 at current prices was estimated at 95.6 million VND/person, equivalent to 4,110 USD, an increase of 393 USD compared to 2021.

Figure 53: Per capita GDP and annual growth rate of per capita GDP



Source: Statistical Yearbook, GSO and World Bank

6.8.2. Target 8.2: Increase labour productivity through accelerating economic restructuring, transforming the economic growth model, upgrading, and renewing technology, focusing on high value added and labour-intensive sectors (Global target 8.2)

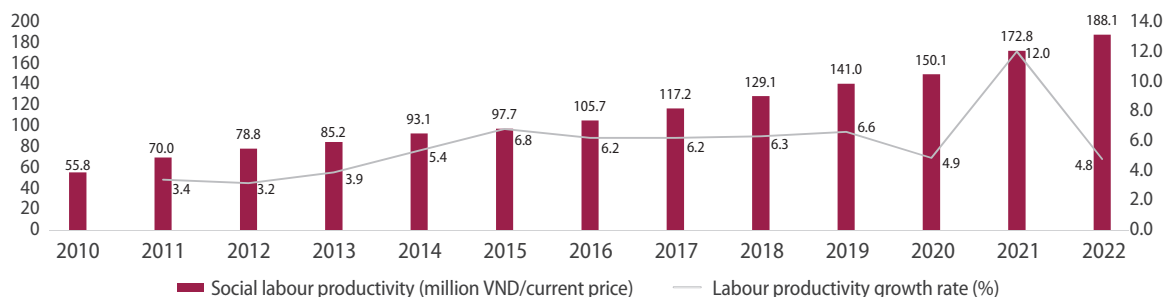
Labour productivity in 2022 reached 188.1 million VND (at current prices), 15.3 million VND/worker (equivalent to 622 USD) higher than in 2021, and 1.5 times as high as that in 2018 (reached VND 129.1 million, current price). At constant prices, the labour productivity in 2022 reached VND 109.7 million, increased by 4.8% compared to 2021. Although the growth rate of labour productivity in 2022 was lower than that of the period before the COVID-19 pandemic (in 2018 the labour productivity growth rate reached 6.3%, in 2019 it reached 6.6%), but compared with the sudden rise of 12% in 2021 (due to the impact of the COVID-19 epidemic, the economic growth rate declined, but average number of jobs reduced even more than the economic growth rate, so the growth rate of labour productivity in 2021 increased sharply), it can be seen that the economy is showing clear signs of recovery.

Labour productivity is considered the key to economic growth in the long term and in depth. According to ILO data (ILOSTAT)¹⁰², in the period 2011-2020, Viet Nam’s labour productivity growth rate is 5%, higher than the ASEAN average (3.11%), ranking second in the region after Cambodia, but still lower than China at 7% and India at 6%. However, Viet Nam’s labour productivity growth is still not fast enough to catch up with other countries. Specifically, Viet Nam’s labour productivity is still 26 times lower than that of Singapore, 7 times lower than Malaysia, 4 times lower than China, 2 times lower than the Philippines, and 3 times lower than Thailand¹⁰³. The current difficulty in improving labour productivity in Viet Nam is low labour quality. According to the Report on Labour and Employment 2021, the proportion of workers who have received training from elementary vocational training level or higher in 2021 was 26.1%, an increase of only 0.8 percentage points compared to the previous year, this rate in 2022 reached 26.2%, 0.1 percentage point higher than in 2021. In addition, the substantial number of workers working in informal sector dragged down the labour productivity accordingly (the share of informal employment including agriculture is 68.5%, a decline of only 1.8 percentage points compared to the previous year). These challenges need to be solved in the coming time to improve labour productivity.

¹⁰² <https://ilostat.ilo.org/topics/labour-productivity/>

¹⁰³ https://mof.gov.vn/webcenter/portal/vclvcstc/pages_r//chi-tiet-tin?dDocName=MOFUCM205822

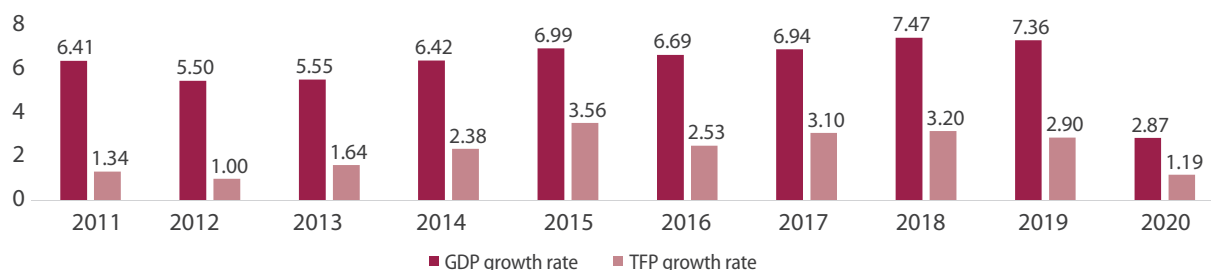
Figure 54: Social labour productivity and labour productivity growth rate



Source: GSO and ILOSTAT

The growth rate of total factor productivity (TFP) has improved significantly in the past 5 years. If this indicator is only reached an average of 1.98%/year in the period 2011-2015, in the period 2016-2020 it reached 2.93%. Viet Nam continues to maintain a high growth rate of TFP, reaching 3.2% in 2018 and 2.9% in 2019, respectively, before dropping sharply to 1.2% in 2020 due to the COVID-19 pandemic.

Figure 55: TFP growth rate/GDP growth rate (%)



Source: Calculation from GSO data

In the period 2016-2020, in addition to maintaining a high economic growth rate, economic growth gradually shifts to depth, based on application of science and technology and innovation, reflected in significant increased TFP's contribution to the overall growth rate of GDP, reaching 41.5% in 2020. Viet Nam's growth has gradually reduced its reliance on capital and labour with the contribution ratio of these two factors decreasing from 78.47% in 2011 down to only 58.5% in 2020. Compared with the period of 2011-2015, the quality of economic growth in the period of 2016-2020 has improved (the contribution of TFP increased and the contribution of capital and labour decreased). However, Viet Nam's growth still relies heavily on capital (making up almost a half). This has potential risks of having growth depend on the foreign direct investment capital (FDI) sector.

Table 9: Contribution of capital, labour, and total factor productivity to the overall growth rate (%)

	2011	2012	2013	2014	2015	2016	2017	2018	2019	2020
TFP's contribution	21.5	19.1	30.3	39.7	53.3	40.7	45.5	45.2	42.7	41.5
Contribution of capital	52.9	56.6	52.8	49.4	45.6	50.9	47.9	46.2	49.5	46.5
Labour's contribution	25.6	24.3	16.9	10.9	1.1	8.5	6.6	8.6	7.8	12.0

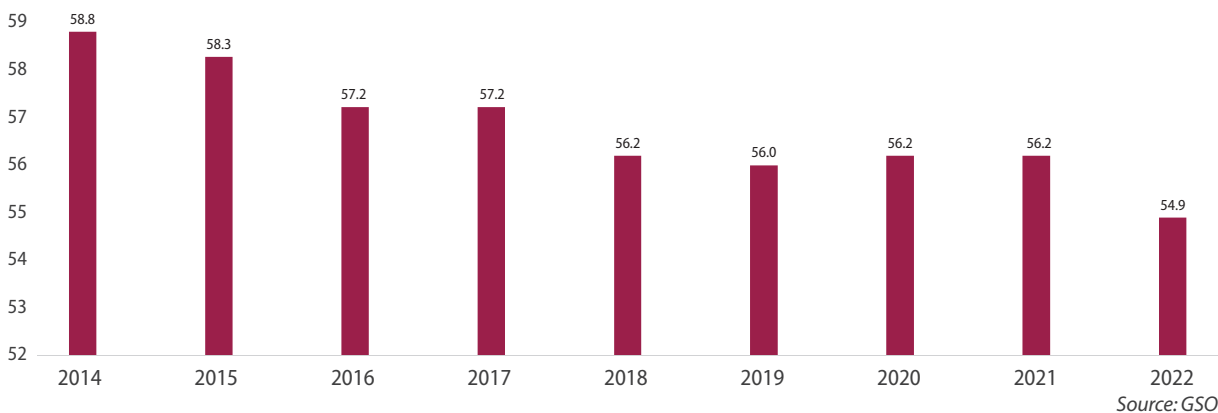
Source: Calculation from GSO data

6.8.3. Target 8.3: Promote development-oriented policies that support productive activities, decent job creation, entrepreneurship, creativity, and innovation, and encourage the formalization and growth of micro-, small- and medium-sized enterprises, including through improving access to financial services (Global target 8.3)

According to the results of the GSO's Labour Force Survey, 54.9% of workers were in informal employment in 2022, a reduction of 1.3% compared to 2021, which shows a sign of returning to the trend of reducing the rate of workers in informal employment in the period 2015-2019 (before the COVID-19 pandemic). The rate of workers with non-agricultural informal employment in 2020 and 2021 was heavily affected by the COVID-19 pandemic and reached 56.2%¹⁰⁴. Although the rate of workers in informal employment has decreased, it remains at more than 50%, showing that the majority of current employment in Viet Nam is still informal which is characterized by being uncertain, unstable, low income, no labour contract or having labour contract but compulsory social insurance is not paid, not being paid allowances and other social benefits.

The 2019 Labour Code, which came into force in January 2021, laid the foundation for the expansion of labour protection beyond formal workers. In addition, the indicator of workers in informal employment has been officially included in the national statistical indicator system for monitoring, collection, and policy development in this sector. Although men are more likely to work in informal economy than women, at 78.9% and 67.2%, respectively, the rates for both sexes are high for those who do not have secured jobs and no social insurance.

Figure 56: Percentage of workers in informal employment (%)



In addition to the issues of workers in the informal economy, the formalization and growth of small, medium, and micro enterprises is also an important pillar to realize the goal of decent jobs for people. According to the Viet Nam Association of Small and Medium Enterprises, by the end of 2021, the country had about 800,000 enterprises, of which small and medium enterprises (SMEs) account for over 98%. Every year, SMEs contribute about 45% of GDP, 31% of total budget revenue and attract more than 5 million workers¹⁰⁵. SMEs are classified by the State Bank of Viet Nam to be one of the five priority groups of receiving credit¹⁰⁶.

¹⁰⁴ According to the Report of Informal Employment in Viet Nam, in 2021, Viet Nam will have 33.6 million workers in informal employment (or informal workers), accounting for 68.5% of the total number of workers. workers have jobs. Thus, with the observation of the group of workers in the agricultural, forestry and fishery households without business registration, the rate of informal labour according to the new calculation method is much higher than that calculated in the years before 2021, 12.3 percentage points (68.5% vs 56.2%).

¹⁰⁵ <https://www.sbv.gov.vn/webcenter/portal/en/links/cm196?dDocName=SBV450208>.

¹⁰⁶ The State Bank of Viet Nam has issued policies prioritizing ceiling interest rates for SMEs to be lower than that applied to normal production and business activities, had solutions to increase credit access of SMEs such as improving information coverage to create information sources available for credit institutions to immediately have source information for credit assessment and approval decisions, provide direct services to borrowers through a portal connecting borrowers. In addition, the SBV also coordinated with different ministries and agencies to propose the government for promulgation of 06 Decrees guiding the law, including policies to support SMEs in accessing capital through various types of funds such as the SME Guarantee Fund, the SME Development Fund; Receive technical assistance for women-owned SMEs through the project "Promoting Transformative Gender Equality Agenda in Asia and the Pacific".

According to the State Bank of Viet Nam, by the end of 2022, the credit provided to SMEs reached more than VND 2,186 trillion, an increase of 8.28% compared to December 2021, accounting for approximately 20% of the total credit balance in the whole economy. There are nearly 207,000 enterprises having outstanding credit balance (an increase of 11.1% compared to the same period in 2021, accounted for 19.34% of the total credit outstanding balance of the whole economy)¹⁰⁷. Meanwhile, the number of SMEs with outstanding credit balances at credit institutions (not excluding the overlap in the number of SMEs borrowing from different credit institutions and having outstanding loans many times at the same credit institution) reached 253,876 enterprises, an increase of 2.1% compared to the end of 2021.

Although number of SMEs is significant, the share of small and micro enterprises is also exceptionally large since medium-sized enterprises accounts for only 1.6% of the total number of SMEs. Due to their small size, SMEs are greatly susceptible to impacts from external shocks, especially from the COVID-19 pandemic. At the peak of the pandemic, 23.8% of SMEs reported a reduction of more than 50% employment in April and May 2020 compared to December 2019. It can be seen that SMEs create a large number of jobs, but there are also many risks to the decency of jobs.

6.8.4. Target 8.4: Improve progressively, through 2030, global resource efficiency in consumption and production and endeavour to decouple economic growth from environmental degradation, in accordance with the 10-Year Framework of Programmes on Sustainable Consumption and Production of Viet Nam (Global target 8.4)

Viet Nam has always affirmed its policy of not developing economy at expense of environment by implementing many measures to reduce the negative impacts of socio-economic activities on the ecological environment. The issue of efficient use of resources in production and consumption has also begun to receive more attention in recent years. The environment quality has improved but the pace is still slow; the environment in some places continues to be polluted, especially in river basins and craft villages; some environmental incidents still occur; the unreasonable and unsustainable exploitation of natural resources continues to lead to loss of resources and negative impacts on the environment; deforestation, hunting, illegal trade in wild animals and plants, and invasive alien species are happening in a complicated way (analysed in more details in targets 6, 11, 12, 14 and 15).

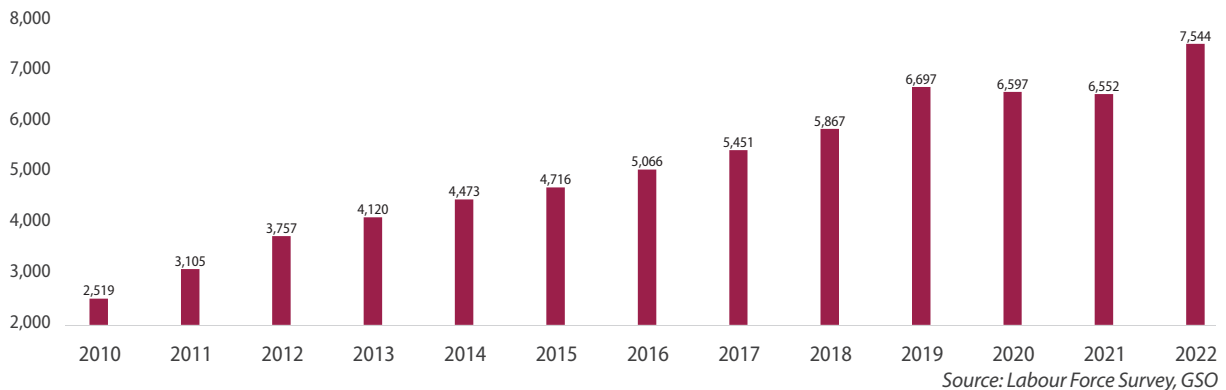
In the current context, Viet Nam needs to focus on investing in innovation in production technology. This is a core issue, a crucial factor determining success, in the context of the industrial revolution 4.0. Modern technology will support the effective implementation of a circular economy model, reduce pollution, treat, and recycle waste to regenerate new materials, conserve nature and biodiversity, and avoid over-exploitation of resources, while creating new job opportunities, ensuring the set goals.

6.8.5. Target 8.5: By 2030, achieve full and productive employment and decent work for all men and women, including for young people and persons with disabilities, and ensure equal pay for work of equal value (Global target 8.5)

The average monthly income of waged workers has steadily increased: from 4,716 million VND/month in 2015 to nearly 6,697 million VND/month in 2019. However, due to the impact of the COVID-19 epidemic, which led to the global recession, the average monthly income of workers in 2020 reduced by 100,000 VND compared to 2019; and in 2021, the average monthly income of employees continued drop by 45,000 VND compared to 2020. In 2022, it increased back again (went up by 992,000 VND compared to 2021) and reached 7.5 million VND in 2022.

¹⁰⁷ <https://www.mpi.gov.vn/Pages/tinbai.aspx?idTin=57247&idcm=579>.

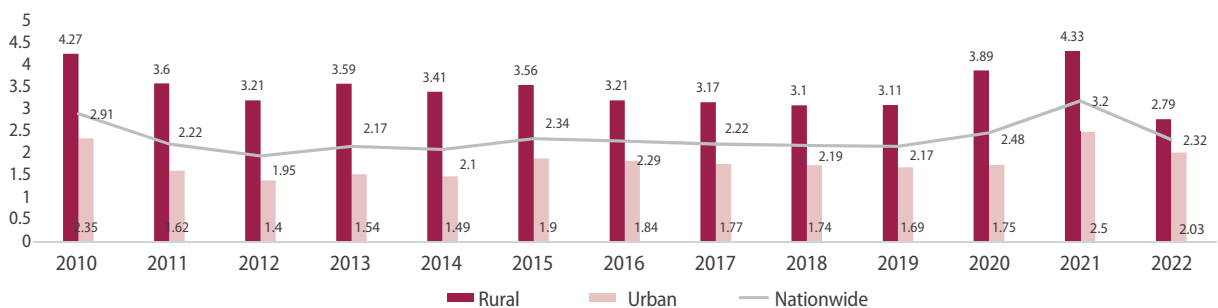
Figure 57: Average monthly income per employed worker (thousand VND)



Among paid jobs, there is still a minor gap in remuneration between men and women. In 2018, the average women’s income was only equal to 89% of men’s, this gap is similar to that in 2020. By 2021, the income gap between male and female workers increased, women’s income was only about 85% of men’s. In addition to the gender-based wage disparity, the wage –based income gap between urban and rural areas also still existed when urban workers have an average income 1.23 times as high as rural workers. The gap in labour force participation between men and women has narrowed significantly. Viet Nam has a high labour force participation of women compared to the world average. Women have made great progress in their participation in education. More and more women hold management positions in agencies, units and businesses and have their own businesses, although the rate is much lower than that of men.

In the period of 2016-2020, the unemployment rate of the whole country always remained below 3% and as of 2019, this rate tended to decrease gradually. In 2020 and 2021, the complicated development of the COVID-19 pandemic has greatly affected the labour and employment situation. In general, in 2021, the unemployment rate of working age was 3.2%, up 0.72 percentage points over the previous year. In which, the unemployment rate in urban areas was 4.33%, 1.83 percentage points higher than in rural areas, the highest in the past 10 years. In 2022, the unemployment rate of the working age fell to 2.3%.

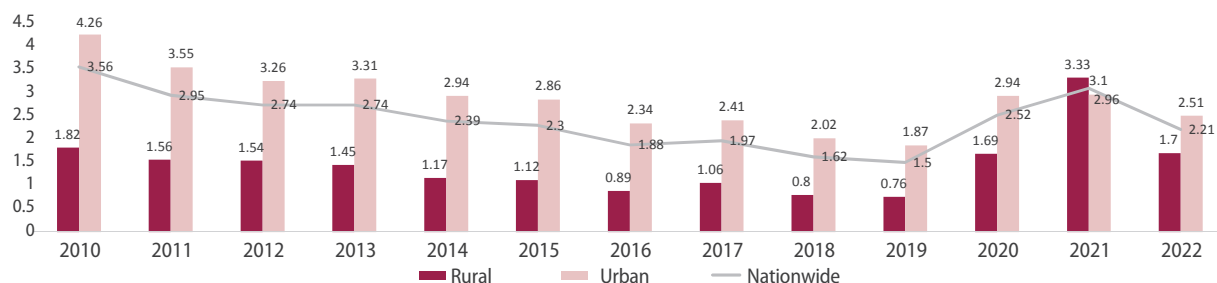
Figure 58: Unemployment rate of labour force in working age (%)



Similarly, in the period 2016-2019, the overall underemployment rate in the whole country decreased gradually and accounted for only 1.5% of the labour force in the working age in 2019, exceeding the target set for 2020. The complicated situations during the pandemic in the two years 2020-2021 led to increase of the underemployment rate of 2020 and 2021, recorded at 2.52% in 2020 and increased to 3.1% in 2021. This rate was higher in rural areas than in urban areas, except for 2021 when that rate in urban areas was higher than in rural areas (3.33% and 2.96%

respectively). The growth in unemployment and underemployment rates exposed greater impact on vulnerable groups, households of ethnic minorities, informal and migrant workers as well as female workers who have to face reduced incomes and an increased risk of temporary poverty.

Figure 59: Underemployment rate of labour force in working age (%)

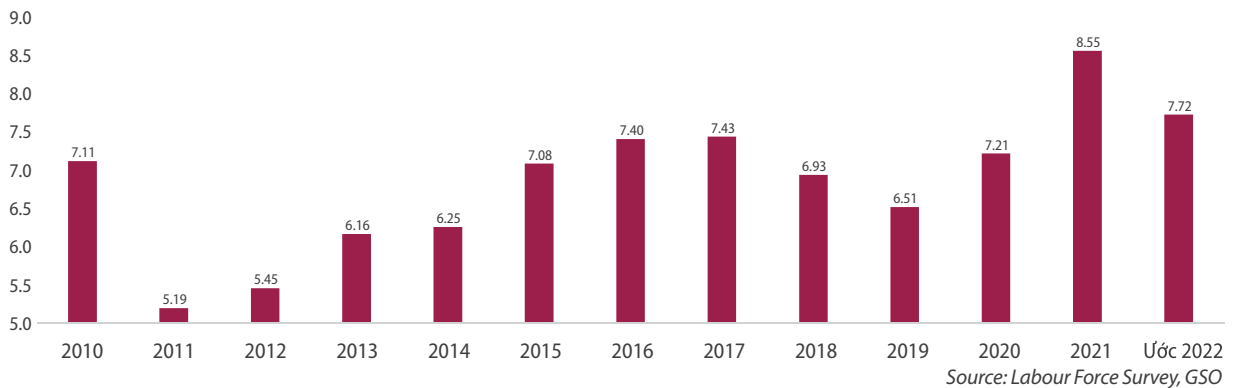


Source: Statistical Yearbook, GSO

To support the economy overcome difficulties soon after 2 years of being heavily affected by the COVID-19 pandemic and keep up with the pace of the global economic recovery, on January 30, 2022, the Government issued Resolution No. 11/NQ-CP on the Socio-economic Development and Recovery Program and implementing Resolution No. 43/2022/QH15 of the National Assembly on fiscal and monetary policies to support the Program (Resolution No. 43/2022/QH15). As a result, the unemployment rate in the working age in 2022 was 2.32%, down 0.88 percentage points compared to 2021, of which the rate of urban area was 2.79% and of rural area was 2.03%. In 2022, the underemployment rate of working-age workers was estimated at 2.21%, of which the underemployment rate in urban areas was 1.7% and in rural areas was 2.51%.

6.8.6. Target 8.6: By 2030, substantially reduce the proportion of young people not in employment, education, or training; make proactive efforts in effectively implementing Global Jobs Pact of the International Labour Organisation (Global targets 8.6 and 8.b)

The youth unemployment rate (aged 15-24) tended to decrease in the period 2018-2019 with only 6.5% in 2019 compared to 6.9% in 2018. However, due to the impact of the COVID-19 pandemic, this rate tended to increase: 7.2% in 2020 and 8.55% in 2021. By 2022, the youth unemployment rate was estimated at 7.7%, of which 9.7% in urban and 6.68% in rural area. The youth unemployment rate was higher than the general unemployment rate of the economy, which is a concern because this is a young, healthy, and energetic workforce. Another issue of youth unemployment rate is about group of currently employed workers with low qualifications and mainly migrant working in industrial zones. Under the influence of the industrial revolution 4.0 and the rapid digital transformation taking place in Viet Nam, this group of workers is at risk of being unemployed due to failure to meet the requirements. The government needs to have policies targeting not only the groups of people who are currently unemployed but also the groups of people who have jobs but have low qualifications through appropriate vocational training to change job opportunities or have options help them develop their livelihoods in order to effectively promote young human resources and make good use of the golden population opportunities.

Figure 60: Youth unemployment rate (15-24 years old) (%)

6.8.7. Target 8.7: Take timely and effective measures to eradicate forced labour, end modern slavery and human trafficking, and prevent and abolish child labour in all its forms (Global target 8.7).

Up to now, there have been two national surveys on child labour conducted by the GSO in 2012 and 2018. Results of these two surveys showed positive change in child labour situations: The size and trend of children participating in labour has decreased sharply, from 9.6% in 2012 to 5.4% in 2018. At the same time, the school attendance of children participating in labour has improved markedly. However, of these, more than half of children participating in labour, equivalent to 2.7% of the population of children aged 5-17, are doing heavy, hazardous, and dangerous jobs. Recently, the results of the SDGCW 2020-2021 indicated that the rate of children participating in the workforce rose to 6.9% in 2021. The child labour rate in Viet Nam is lower than the average rate at the global level and Asia-Pacific region (Census 2018). Currently, indicators related to child labour have been officially included in the national statistical indicator system for regular monitoring, collection, and dissemination.

6.8.8. Target 8.8: Protect labour rights and ensure safe working environments for all workers, particularly women migrant workers and workers in the informal sector (Global target 8.8)

According to a report of the Ministry of Labour, Invalids and Social Affairs, the annual frequency of fatal occupational accidents decreased by approximately 4.5% in the period 2016-2020. This result is achieved due to the fact that in the past years Viet Nam has improved mechanisms and policies on occupational safety and health; suitable working and resting hours; completed legal framework on occupational safety and health. Employers' and workers' compliance with the law on occupational safety and health has been gradually improved and enhanced. The number of occupational accidents in general decreased in general but tended to increase in the informal sector. During the COVID-19 pandemic, to ensure the safety of workers, the preventive health agencies have detailed instructions on epidemic prevention at workplaces and workers' dormitories; enterprises also took creative measures to ensure safe production, such as organizing "three on spot" or "one road two destinations". However, Viet Nam will face many challenges in achieving this target. Therefore, in the coming years, it is necessary to pay attention to well implementing the law on occupational safety and health, especially for migrant workers and workers in the informal sector.

6.8.9. Target 8.9: By 2030, develop sustainable tourism, create jobs, and generate tourism products or services that are competitive in the region and in the world; and promote local cultures and products (Global target 8.9)

The direct share of tourism in GDP in the period 2016-2019 tends to increase gradually, however by 2020 it begins to show signs of decline (the share of tourism in GDP: 6.9% in 2016, 7.9% in 2017; 8.3% in 2018 and 9.2% in 2019)¹⁰⁸. In the context of the COVID-19 pandemic, when border closures and social distancing measures are applied for pandemic prevention, the tourism industry and tourism-related service activities are one of the hardest-hit industries in the two years 2020-2021. In 2020, international tourism to Viet Nam only reached 3,687 million visitors; domestic tourism reached 56 million; total revenue from tourists in 2020 reached VND 312 trillion. In 2021, Viet Nam's tourism continued to be affected by the pandemic, there were only 5,500 international tourists to Viet Nam following the policy of piloting reception of international tourists to Viet Nam from November 2021; domestic tourists reached 40 million; total revenue from tourists in 2021 was VND 180 trillion. Thus, in 2020 (compared to 2019), total revenue from tourists decreased by 57%; the number of international visitors decreased by 80%; number of domestic visitors decreased by 34%. In 2021, total revenue from tourists decreased by 42% compared to 2020; the number of domestic visitors shrank by 29% and the number of international visitors declined by 99% compared to the previous year. The pandemic was gradually under control in the world and Viet Nam, in 2022, 3,661 million international visitors were received, 23.3 times as high as in the previous year but still reduced 79.7% compared to 2019, the pre-pandemic period.

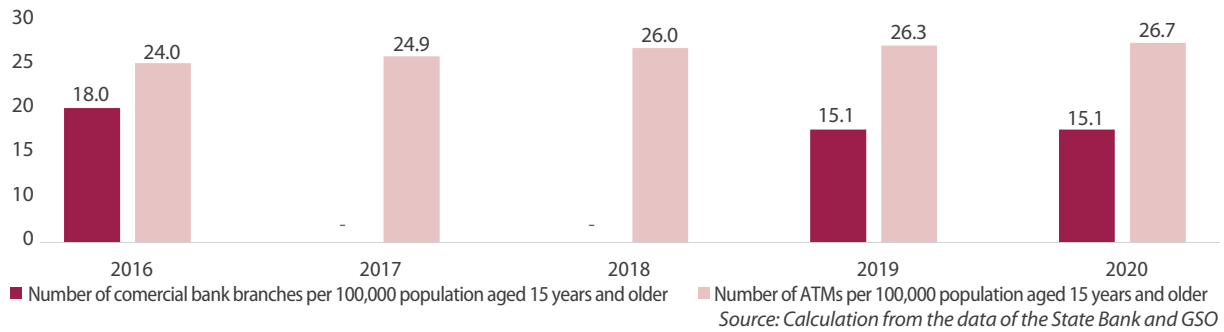
6.8.10. Target 8.10: Strengthen the capacity of domestic financial institutions to encourage and expand access to banking, insurance, and financial services for all (Global target 8.10)

According to the State Bank of Viet Nam, by the end of 2022, Viet Nam had 12,801 bank branches and transaction offices (including 3,332 branches; 9,469 transaction offices). As of December 31, 2020, the ratio of commercial bank branches per 100,000 population aged 15 years and older was 15.1, which has not yet met the set target (i.e., 20 commercial bank branches per 100,000 population over 15 years old by 2020), a reduction from 2018 with 18/100,000 population. This is because it is extremely challenging to expand the network of commercial bank branches in remote areas. In addition, the development of digital banking, especially during the period of social distancing due to COVID-19, with the rapid growth of distribution channels through digital platforms, is also a factor affecting the implementation of this target.

As of December 31, 2020, the number of ATMs reached 26.7 machines per 100,000 population aged 15 and older, up from 24 in 2018, but not yet reached the target of 40 machines per 100,000 population aged 15 and older. Monitoring showed that in the period 2016-2022, the number of ATMs and POS machines tended to increase; the data illustrated an average growth rate of 3.28%/year for ATM and 6.54% for POS. In 2022, the number of ATMs reached 21,038 and the number of POS reached 410,743; However, the growth rate tended to slow down due to the development of digital banking and new modern transaction channels. This is in line with global trend of widely applying advanced technology to develop non-cash payments, as well as the rapid development of new electronic payment methods such as e-wallets, e-banking, and Internet-banking. As a result, the expansion of ATMs and commercial bank branches may become unnecessary, even a waste of resources.

¹⁰⁸ Ministry of Culture, Sports, and Tourism.

Figure 61: Number of commercial bank branches (branch) and ATMs (machine) per hundred thousand population aged 15 years and older



According to data by the end of 2021, 74.63% of people aged 15 years and over had payment accounts at banks and foreign bank branches.

According to the State Bank, regarding the development of non-cash payment, increasing access to and use of financial services, especially in rural, mountainous, remote and isolated areas, borders and islands; the State Bank has allowed three telecommunications companies (MobiFone Telecommunications Corporation, Military-run telecommunications group Viettel, VNPT-Media Corporation) to pilot the use of telecommunications accounts to pay for goods and services of small value (Mobile Money). As of December 2022, more than 8.8 thousand business points had been established (of which the number of business points in rural, remote, border and island areas accounts for about 61.48% of the total number of business points established). In addition, in order to meet the increasing demand for payment and money transfer in rural, remote and isolated areas and to provide more convenient banking services to a large number of people, the State Bank of Viet Nam allowed the implementation of a number of pilot models of non-cash payments in rural areas which is developing rapidly. Accordingly, by December 15, 2022, the MB-Viettel model had been deployed in 63 provinces and centrally affiliated cities, more than 700 districts, more than 10,000 communes, with 66,098 transaction points (including 43,322 points in rural, isolated, and remote areas). By the end of December 2022, the pilot models had 92,027 service provision points (including 57,420 service provision points in rural, remote, and isolated areas).



GOAL 9: Build resilient infrastructure, promote inclusive and sustainable industrialization, and foster innovation

INFRASTRUCTURE SYSTEM IN VIET NAM



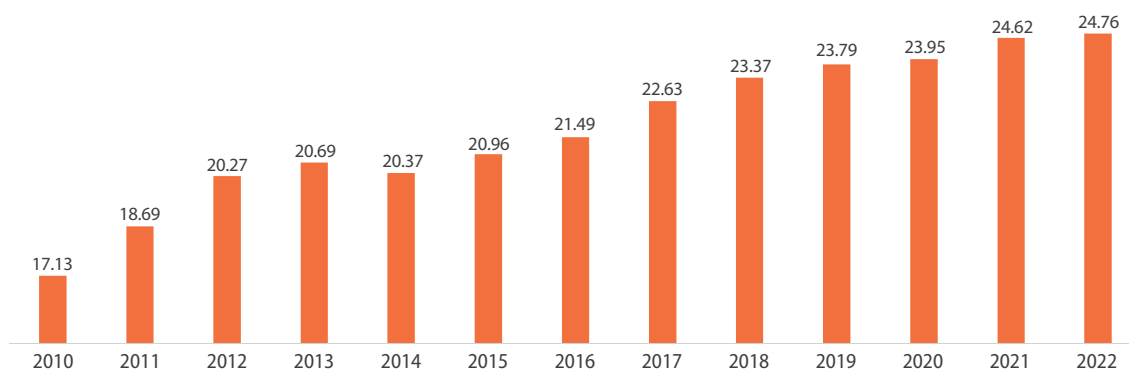
VIET NAM RANKED
77/141
(WEF 2019)
IN ASEAN TOP 4

NUMBER OF SMES WITH OUTSTANDING LOANS AT CREDIT INSTITUTIONS



2018
209,305
enterprises → 2022
253,876
enterprises

PROPORTION OF VALUE-ADDED IN THE PROCESSING AND MANUFACTURING INDUSTRY IN GDP



TOTAL NATIONAL EXPENDITURE FOR SCIENTIFIC RESEARCH AND TECHNOLOGY DEVELOPMENT AS SHARE OF GDP



2015 → 2017 → 2019
0.44% → **0.52%** → **0.53%**

NUMBER OF FULL-TIME RESEARCHERS AND TECHNOLOGY DEVELOPMENT WORKERS



760.3 people/ million population
in 2019

GLOBAL INNOVATION INDEX (GII) OF VIET NAM



Rank-up
11 steps 2016 → 2022
59 → **48**

MOBILE NETWORK COVERAGE NATION-WIDE



99.85% population
3G, 4G NETWORK COVERAGE > **98%** of the population

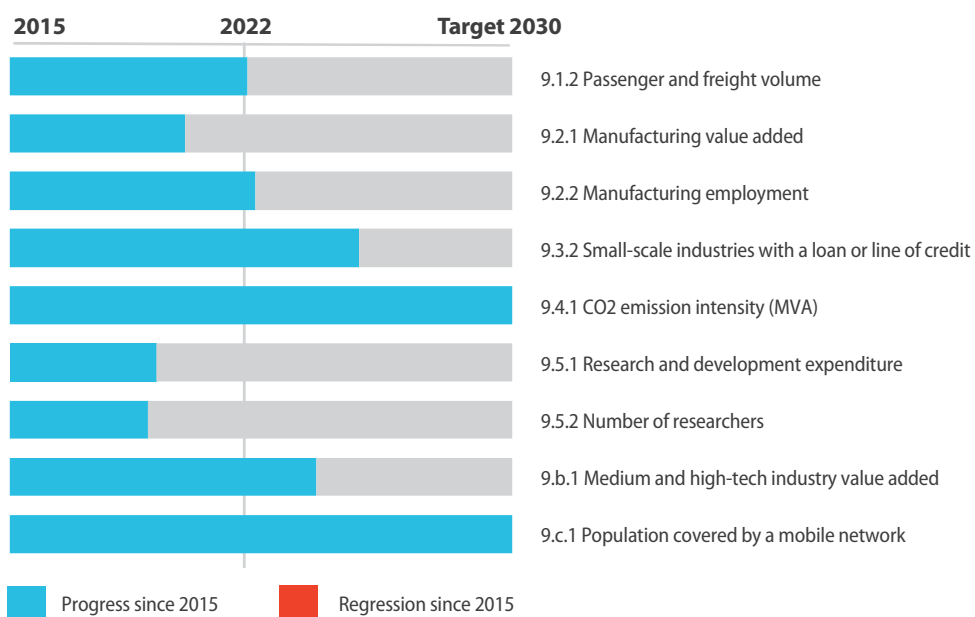
Viet Nam has made remarkable achievements in implementing SDG 9. However, more attention should be paid to investment and development of R&D human resources and promotion of the manufacturing industry.

Highlights:

According to the Global Competitiveness Report (2019) of the World Economic Forum (WEF), Viet Nam’s infrastructure system ranked 77th out of 141 countries considered with a higher-ranking score than the previous year and was in the top 4 of ASEAN. The transport infrastructure is well secured, thus prior to the outbreak of COVID-19, the number of passengers transported, and freight circulated both increased over time. Due to the impacts of COVID-19, the number of passengers transport, and freight traffic both sharply decreased (by over 50%). The proportion of the manufacturing industry in GDP has been continuously increasing thanks to the steady growth of this industry although the economy was heavily affected by the COVID-19 pandemic. The proportion of workers working in this industry has also shown an increasing trend. Science and technology fields have also received attention for investment and development as both share of expenditures on science and technology and number of science and technology staff have been increasing over time. Viet Nam’s total expenditures on scientific research and technological development nearly doubled from VND 18,496 billion in 2015 to VND 32,102 billion in 2019 in absolute value, however the ratio to GDP did not show significant increase, even during the period of 2017-2019, it only increased by an additional 0.01%. The number of full-time equivalent (FTE) researchers in 2019 reached 760.3 people per million population. The social distancing measures due to COVID-19 have become an opportunity to accelerate Viet Nam’s digital transformation. As of 2022, more than 99.9% of the population was covered by mobile networks and over 85% of the population used mobile phones.

According to the UNESCAP’s assessment method, most of the indicators under SDG 9 have either achieved or exceeded the 2022 milestone. The manufacturing value added; the number of researchers; and research and development (R&D) expenditure have made progress but have not reached the 2022 milestone. In general, the implementation of Goal 9 is promising, and Viet Nam needs to pay special attention to investment and R&D human resource promotion in the coming time to ensure the progress of SDG 9.

Figure 62: The implementation progress of SDG 9 indicators

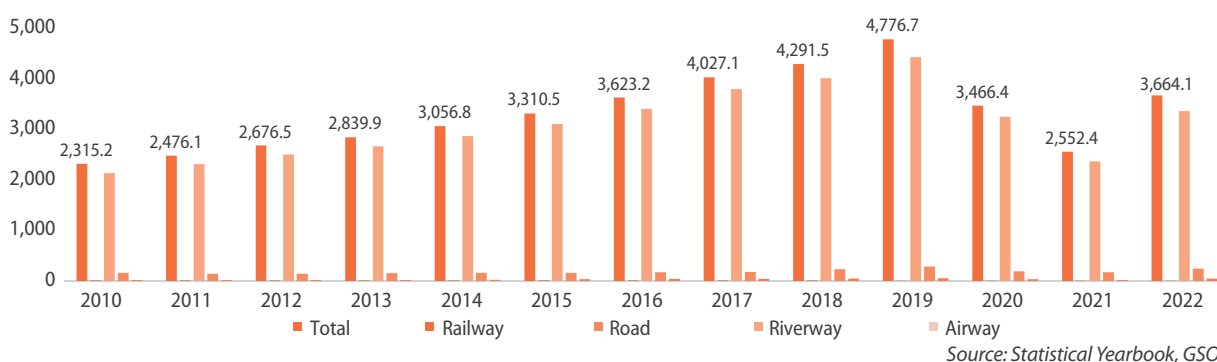


Source: UNESCAP and MPI

6.9.1. Target 9.1: Develop a synchronous, quality, reliable, resilient, and sustainable system of transportation infrastructure, including inter-regional and trans-border infrastructure, to support socio-economic development and improve human well-being, with a focus on equitable and affordable access for all (Global target 9.1)

The number of passengers transport and traffic maintained a steady growth throughout the period of 2015-2019, before experiencing a sharp decline due to the impacts of the COVID-19 pandemic. In 2021, the aviation industry witnessed a 56.6% decrease in passenger transport and a 62% decrease in passenger traffic; the railway industry experienced a 60.9% decrease in passenger transport and a 57.8% decrease in passenger traffic. In the period of 2016-2020, the growth of passenger transport and traffic averaged around 2%, significantly lower than the annual target of 8-10% growth by 2020.

Figure 63: Number of passenger transport categorized by transportation mode (million people)



The total volume of freight transport showed an increase trend and reached 1.621 billion tons in 2020, with an average annual growth rate of 9% in the period of 2010-2020. Similarly, the volume of freight traffic also recorded an average annual growth rate of 4.2% during this period, of which, the aviation industry witnessed the highest growth rate at 15.3% while the railway industry only achieved an average growth rate of 1.0% per year. In 2021, the freight transport decreased by 8.7% in terms of transportation volume and by 1.7% in terms of traffic volume.

Transportation activities showed a strong recovery in 2022 with a rapid increase in the demand for both passenger and freight transport, especially in the latter months of the year. The passenger transport is estimated to reach 3,664.1 million passengers in 2022, an increase of 52.8% compared to the previous year (in 2021, it went down 32.7% compared to 2020) and the passenger-kilometers is estimated to reach 171.8 billion, reflecting a 78.3% increase (in 2021, it decreased 40.9% compared to 2020). Despite the positive signs of recovery in passenger transport, in 2022, the volume of passenger transportation was only 72.5%, and volume of passenger-kilometers 69.4% as compared to 2019, the year before Covid-19. Freight transport is estimated to reach 2,009.6 million tons in 2022, an increase of 23.7% over the past year (in 2021, it went down 8.4% compared to 2020) and the freight-ton kilometers for traffic is estimated to reach 441.3 billion, a year-over-year increase of 29.4% (compared to a 0.5% year-over-year increase in 2021). Stable operation of businesses and the resurgence of import-export contributed to the high demand for domestic and international freight transport in 2022 compared to previous years. Compared to 2019, freight transport in 2022 increased by 7.4% in terms of transportation volume and 21.4% in terms of traffic volume.

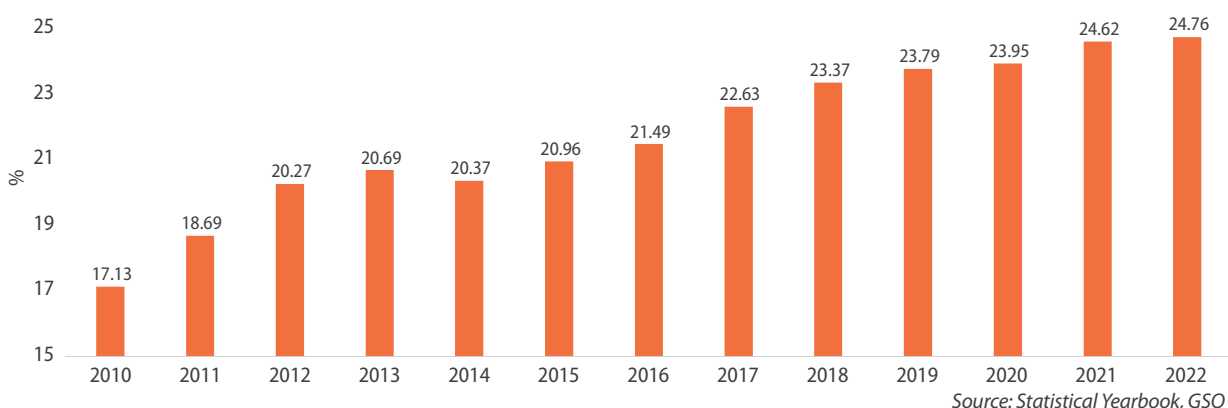
In general, the transport infrastructure system has been prioritized by the Government for synchronized development. The basic road network has covered the whole country, serving as the main axis in connecting networks among regions, connecting with other modes of transport such as airports, seaports, border gates and important traffic hubs. According to the Global Competitiveness Report (2019) of the World Economic Forum (WEF), Viet Nam's infrastructure system ranked 77th out of 141 countries considered with a higher-ranking score than the previous year and was in the top 4 of ASEAN.

Despite numerous important achievements in the development of a synchronized and modern transportation infrastructure system, it stills falls short of meeting the demands to progress towards the goal of industrialization and modernization. The new expressway system is still in its early stage and has not yet reached the target of 2,000 km of expressways putting into operation by 2020; the North – South railway system is outdated, the new urban railway system is still in the initial stages of construction; the seaport system has not been fully exploited to its designed capacity; and some airports are getting overloaded. As a result, a comprehensive and modern transportation infrastructure system has not been fully established, especially when compared to international standards. Therefore, investment in the development of transportation infrastructure should be prioritized even more to achieve the target 9.1.

6.9.2. Target 9.2: By 2030, promote inclusive and sustainable industrialization; upgrade infrastructure and develop supportive industries for increased sustainability, improve resource-use efficiency and promote application of clean and environmentally sound technologies and production processes; substantially increase industry's share of employment and gross domestic product (Global targets 9.2 and 9.4).

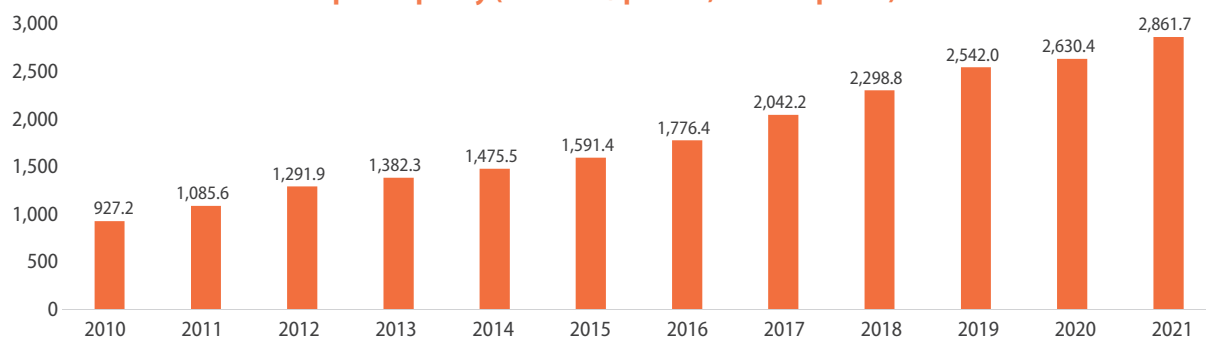
The proportion of manufacturing industry in GDP has been increasing during the period of 2015 - 2020. However, the slow pace of growth indicated that the industrialization was progressing at a sluggish pace and did not meet the set targets. In the context of the COVID-19 pandemic, the proportion of value-added in the manufacturing industry in GDP continued to increase from 23.79% in 2019 to 24.62% in 2021 and 24.76% in 2022. However, Viet Nam's manufacturing industry still bears the characteristics of being processing-oriented, heavily relies on foreign countries, and has not yet established a strong foothold in the global processing chain, and lacks the foundation for independent development. In addition, the manufacturing industry has not been able to meet the demand for production of advanced equipment, tools, and modern products, which are essential for Viet Nam to become a strong and sustainable economy. Therefore, this will create significant challenges for Viet Nam in the coming period.

Figure 64: Proportion of value-added in the processing and manufacturing industry in GDP (%)



According to the GSO's data, the average value-added per capita of the manufacturing industry in terms of purchasing power parity¹⁰⁹ significant increased with an increase of more than 1.6 times in the period of 2016-2021, from 1,776.4 USD PPP in 2016 to 2,861.7 USD PPP in 2021. This indicates that the manufacturing industry have gradually become more efficient, and the process of industrialization has been strengthened in recent years.

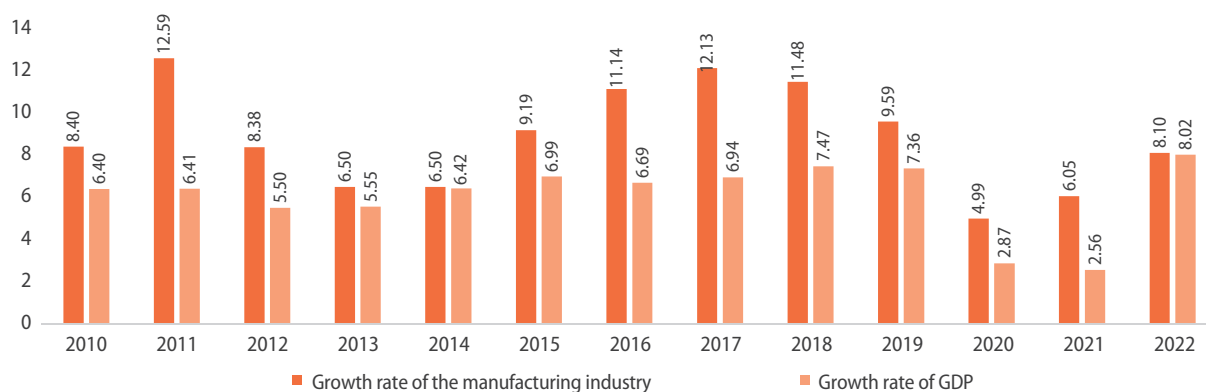
Figure 65: Average value-added per capita in the manufacturing industry in terms of purchasing power parity (PPP USD/ person, current prices)



Source: Statistical Yearbook, GSO

During the period of 2016-2019, the growth rate of the manufacturing industry averaged at over 10%. However, when considering the overall period of 2016-2022, the average growth rate was only 9%, lower than the expectation of over 10%. This is due to the impacts of COVID-19, which has pulled down the growth rate in the period 2020-2021. In 2022, along with the overall economic recovery, the growth rate of the manufacturing industry resurged again and reached 8.1%. In general, the growth of the manufacturing industry has consistently been higher than the overall economic growth, especially in recent years. Therefore, when the economy resumes its robust growth, the manufacturing industry, with its role as the flagship sector of the economy, will maintain a growth rate of over 10% per year as the set target. However, it should be noted that the growth of labour productivity in this industry is still low and mainly focuses on broad expansion rather than in-depth growth. This is where improvements are needed to achieve sustainable development goals.

Figure 66: Growth rate of the manufacturing industry versus the growth rate of GDP (%)

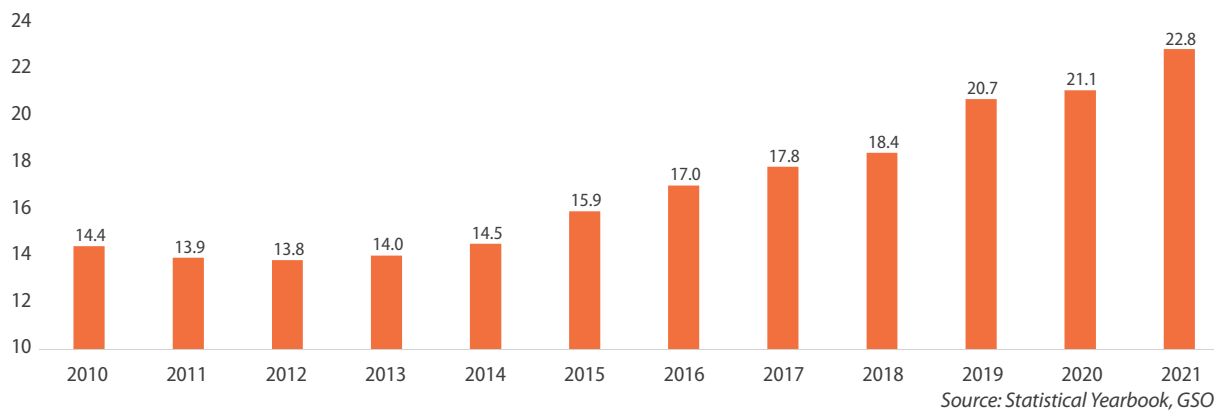


Source: Statistical Yearbook, GSO

¹⁰⁹ Measured by the value added of the manufacturing industry in the year per capita * purchasing power parity rate in the corresponding year.

From the perspective of job creation in various economic sectors, during the period of 2015-2021, the percentage of labour force aged 15 and above working in the manufacturing industry showed an increasing trend from 15.9% to 22.8%. On average, in the period of 2015-2021, the labour force aged 15 and above working in the manufacturing industry grew by 5.4% per year, achieving the highest growth rate among the economic sectors. Although decent job creation potential has been observed in the manufacturing industry in recent years, the labour productivity is still limited compared to the national level. In 2020, labour productivity of the manufacturing industry reached 93 million VND per worker, equivalent to 79.2% of the national average; 63.4% of the industrial sector; and 68.8% of the service sector. The main reason is that most manufacturing enterprises (including FDI enterprises) are engaged in low value-added stages such as processing and assembling without the capacity to actively source materials for production, especially in labour-intensive industries with products that require imported raw materials (textiles, garments, footwear, electronics, chemicals, etc). This is a crucial tapping point in the coming time in order to both expand the quantity and improve the quality of employment in the manufacturing industry.

Figure 67: Percentage of workforce employed in the manufacturing industry (%)



From 2015 to present, Viet Nam has been piloting the transformation of traditional industrial parks into eco-industrial ones with funding from the Swiss State Secretariat for Economic Affairs (SECO) and the Global Environment Facility (GEF) aimed to develop the industry from a broad perspective to a deeper one, promoting collaborative linkages in production to efficiently utilize resources towards achieving sustainable and inclusive development goals (SDG 9) for the industrial parks. The transformation to the eco-industrial park model has not only brought positive economic, social, and environmental outcomes but also has mobilized huge resources from the private sector for green industrial solutions, ensuring energy security, responding to climate change, and making substantial contributions to the achievement of sustainable development goals.

6.9.3. Target 9.3: Increase access of enterprises, particularly SMEs, to banking services, including affordable credit services, and their integration into value chains and markets (Global target 9.3)

As of December 31, 2020, there were 684,300 active enterprises with business results in the country, an increase of 35.5% in the number of enterprises compared to 2016. On average, in the period of 2016-2020, the number of enterprises increased by 7.9% per year, lower than the growth rate of 8.7% per year in the period of 2011-2016. SMEs accounted for approximately 98% of the total number of enterprises in the whole country. Annually, SMEs contribute about 40% of GDP, 30% to the state budget revenue, 33% of the value of industrial output, 30% of the value of exported goods, and attract nearly 60% of the labour force.

SMEs are one of the five priority areas; therefore the State Bank of Viet Nam (SBV) has instructed credit institutions to prioritize increasing credit investment for this group; specifically: set the maximum interest rate cap for short-term loans in Vietnamese Dongs for priority areas, including SMEs, which is lower than that for regular production and business areas (5.5% per year at the end of 2022). At the same time, in order to enhance access to credit for SMEs, besides measures to improve information coverage, and provide available information for credit institutions to appraise and approve credit, it is also promoted to offer direct services for borrowers through the Customer Connection Portal (on the website and smartphone applications).

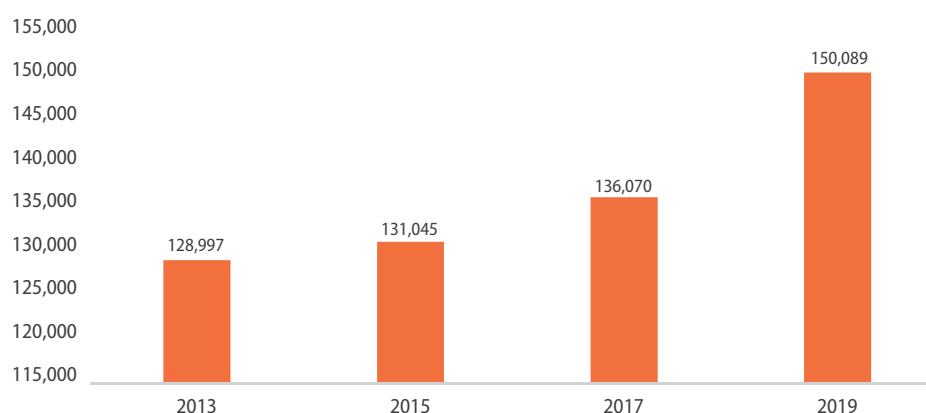
As the results of the positive solutions from the State Bank of Viet Nam, the total number of SMEs with outstanding loans at credit institutions has rapidly increased since 2018. The number of SMEs with outstanding loans at credit institutions was 209,305 in 2018 and by 2022 this number reached 253,876 enterprises.

6.9.4. Target 9.4: Enhance scientific research, upgrade the technological capacity of industrial sectors, encourage innovation and invention; by 2030, substantially increase the number of R&D workers; and increased R&D spending (Global target 9.5)

The mechanisms and policies regarding science and technology continue to be improved, creating more favourable conditions for enterprises, and positioning them as the centre of the national innovation system. With the participation of the business sector in innovation activities, Viet Nam’s Global Innovation Index (GII) increased by 11 ranks from 59 (in 2016) to 48 (in 2022). The legal environment for science and technology fields has basically been established, facilitating the development of technology markets. Total national spending on scientific research and technological development as the share of GDP has been increasing annually, from 0.44% in 2015 to 0.52% in 2017, and reaching 0.53% in 2019¹¹⁰. However, this investment level still falls short of the target set in the Science & Technology Development Strategy for the 2011 - 2020 period.

Although the number of international scientific and technological publications and patent applications has been increasing rapidly in recent years, it remains modest compared to other countries in the region. This indicates a certain level of linkage between innovation activities (happened in the business sector) and scientific research and technological development (with support of the state budget), but this linkage still has certain limitations.

Figure 68: Number of scientific research and technological development staff (person)



Source: MOST

The scientific research and technological development workforce in the whole country increased from over 131,000 people in 2015 to over 150,000 people in 2019, equivalent to 760.3 people per million population. Although the scale of Viet Nam’s science and technology workforce has been increasing in recent years, the

¹¹⁰Viet Nam’s Science, Technology and Innovation 2020 published in 2021 by the Publishers of Science and Technology.

numbers are still relatively small and unevenly distribute across geographical regions as well as implementing organizations. This also contributed to a decline in Viet Nam's ranking in the Global Innovation Index (GII) in terms of input factors related to human resources and research, dropping from 61 to 79 during the period of 2019 - 2021.

Therefore, in order to strengthen scientific research and improve technological capacity in the coming time, it is necessary to consider innovation as an integral part of the science and technology development and thus enterprises must be the central target of the Strategy for Science, Technology, and Innovation development. Besides increasing the efficiency of state budget allocation for science, technology and innovation, there should be coordinated investments from both the public and private budget, it is necessary to build a scientific and technological ecosystem for supporting innovation.

6.9.5. Target 9.5: By 2030, ensure that the information technology infrastructures are developed in each and every location, particularly in isolated, remote, border, mountainous and island regions. Ensure that 100% of households have access to the information and communication systems (Global target 9.c)

Infrastructure for information technology in Viet Nam has received significant investment and notable improvement in recent years. By the end of 2022, mobile coverage reached nearly the entire population with a coverage rate of 99.85%; of which the 3G and 4G coverage served over 98% of the population and formed a highway for global connectivity. The percentage of mobile phone users by 2021 reached 86.91%¹¹¹. Viet Nam is considered a country with a high density of telecommunication service compared to other countries in the world. As of September 2022, the number of internet users in Viet Nam reached 72.1 million people, accounting for 73.2% of the country's population, more than double that of 30.8 million people in 2013. With this figure, Viet Nam ranked 12th globally in terms of internet users and 6th out of 35 countries and territories in Asia. At present, out of 127.9 million mobile phone subscribers, there are 83.44 million mobile broadband subscribers (3G, 4G), accounting for 65.23% of the total.

In 2021, the Ministry of Information and Communication, in collaboration with telecommunication companies, implemented numerous support policies, exemptions and discounts on fees for ministries and sectors (such as Ministry of Health, Ministry of Education and Training, etc.), enterprises, individuals and the whole society during the pandemic. These measures included increasing bandwidth and data capacity for people to work and study remotely or at the quarantine sites; offering incentives to frontline anti-epidemic workforce; providing discounts on some service packages; ensuring 100% mobile internet coverage in areas without connectivity nationwide and those that were under social distancing restriction in particular with a total budget of nearly 3,000 billion VND; providing free data package of 4Gb/day for a period of 3 months to 1 million students from poor and near-poor households who were presented computers to study online. These efforts clearly demonstrate Viet Nam's perspectives of "leave no one behind" by creating the conditions to overcome the COVID-19 pandemic and ensuring access to other social services via gradually establishing digital economy.

In the future, Viet Nam will continue to invest in and upgrade its telecommunication infrastructure, expand the 4G network, deploy 5G and expand the coverage of fibre-optic networks to provide high-capacity, high-quality connections to meet the needs of information technology and industrial revolution 4.0 of the country.

¹¹¹ National SDG Report 2020 and SDG Implementation Assessment Report 2022 by the Ministry of Information and Communications.



GOAL 10: Reduce social inequalities



THE INCOME GROWTH RATE AMONG THE BOTTOM 40% POPULATION

2018 equal to the national income growth rate **2020** reached **17.6%**, much higher than the national income growth rate



7.6 times

INCOME GAP BETWEEN THE RICHEST QUINTILE AND THE POOREST QUINTILE IN 2022



3.2 times

the gap in per capita spending per month between the richest quintile and poorest quintile in 2022



Viet Nam has developed and implemented policies to **reduce risks for vulnerable groups, the poor, near-poor and other disadvantaged groups. Viet Nam ensures equal opportunities for everyone** in accessing resources and benefits through social security and education policies

The salary policy system in the production and business sector is being further improved based on the market mechanism; **The minimum wage policy is being revised according to the roadmap match with the socio-economic conditions and harmonize the interests between employees and employers**



Viet Nam plays further important role and position in multilateral institutions/forums through being elected to many important UN agencies as well as actively participating in regional cooperation organizations such as APEC, ASEAN, International Mekong River Commission, etc



Viet Nam has made great efforts to build and improve a system of policies and laws on international migration, especially in the field of immigration management, residence, and overseas Vietnamese workers in order to ensure safe, legit and organized migration; prevent and combat migration through informal channels, human trafficking; and protect the legitimate rights and interests of migrants

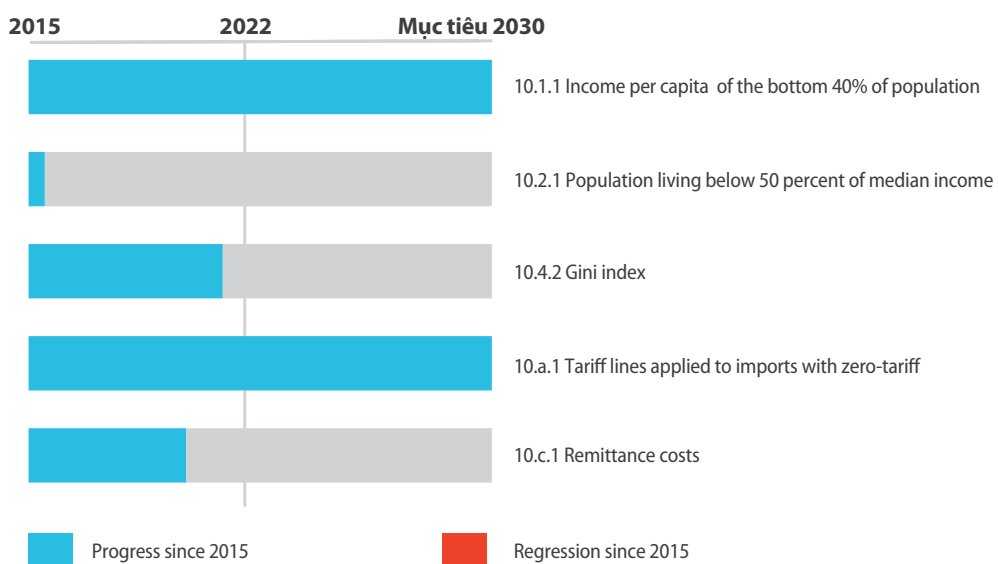
Viet Nam has gained positive achievements in the implementation of SDG 10 in recent years. However, the risk of arising inequality in access to services still persists, and resources for supporting policies and ensuring rights for disadvantaged groups are still limited.

Highlights:

The income growth rate of the bottom 40% of the population is almost equal to the national average income growth rate, even in 2020, thanks to the urgent support policies for vulnerable groups during the COVID-19 pandemic, the income growth rate of the bottom 40% of the population still reached 17.6% and maintained a positive growth rate of 0.5% in 2021, which was much higher than the average growth rate of income per capita of households. Viet Nam has developed and implemented policies to minimize risks for vulnerable groups, the poor, near-poor and other disadvantaged groups. Viet Nam ensures equal opportunities for all in accessing resources and benefits through its policies on social security, education & training. Viet Nam commits to promote measures to enhance the political, economic, and social participation of all individuals, regardless of age, gender, disability, ethnicity, race, origin, religion, economic status, or other conditions. Along with a rising position and national power, Viet Nam is playing an increasingly higher role and position in multilateral institutions/forums, which is clearly demonstrated by Viet Nam’s successful election to several important bodies of the United Nations (UN) as well as active participation in regional cooperation such as APEC, ASEAN, and the International Mekong River Commission, etc. Despite achieving many successes in the implementation of SDG 10, Viet Nam has been still facing subjective and objective difficulties in ensuring the essential resources for development, particularly in implementing support policies and protecting the rights of vulnerable groups in society. The risk of increasing inequality in accessing services, especially those related to the rights of economy, education, healthcare, culture, and society still persists across geographical regions, communities, and population groups.

According to the UNESCAP’s assessment method, the indicators related to the income growth rate of the bottom 40% of the population and zero import tariffs have made excellent progress, exceeding the 2022 milestone. Meanwhile, the Gini index and remittance fees have improved and approached the 2022 milestone, but the indicator related to the proportion of people living below 50% of the median income has progressed quite slowly. In general, Viet Nam is on the right track in the implementation of Goal 10 and has achieved promising results.

Figure 69: The implementation progress of SDG 10 indicators

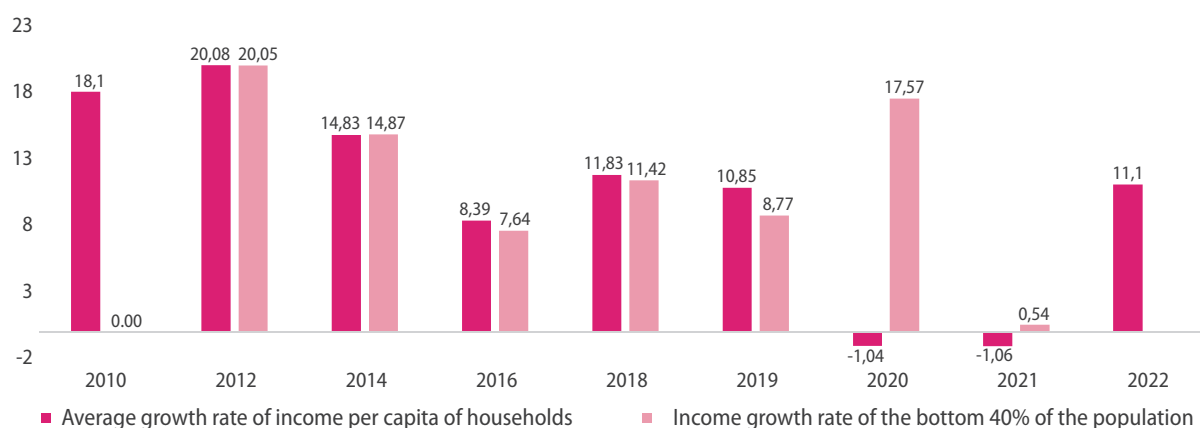


Source: UNESCAP and MPI

6.10.1. Target 10.1: By 2030, progressively achieve and sustain income growth of the bottom 40% of the population at a rate higher than the national average (Global target 10.1)

Since 2018, the income growth rate of the bottom 40% of the population has been nearly equal to the national average income growth rate. In the period of 2020-2021, thanks to the urgent support policies for vulnerable groups during the COVID-19 pandemic, the income growth rate of the bottom 40% of the population in 2020 still reached 17.57% and maintained positive at 0.54% in 2021, which is much higher than the average growth rate of income per capita of households.

Figure 70: Average growth rate of income per capita of households (%)

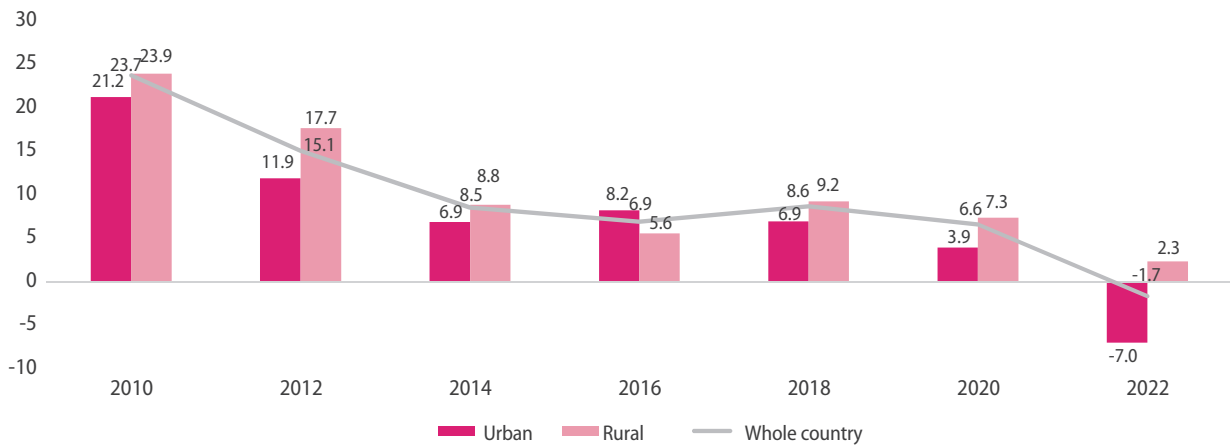


Source: Calculated from Viet Nam's Household Living Standards Surveys, GSO

Despite numerous efforts to narrow the rich-poor gap, the income disparity between the top 20% and the bottom 20% of the population in 2022, even slightly reduced compared to 2020, still be 7.6 times. In the period of 2021 – 2030, there have been changes in the approach to poverty reduction by placing enterprises at the centre of sustainable poverty reduction processes. At the same time, an additional national target program has been introduced to directly impact the poorest group - the ethnic minorities in the mountainous areas. This opens an opportunity to achieve the goal of increasing income for the bottom 40% of the population at a higher rate than the general income growth rate of the economy.

The annual growth of household consumption per capita showed a decreasing trend over different periods, declining from 23.7% in 2010 to 6.6% in 2020, and even experiencing negative growth of -1.7% in 2022. Along with the downward trend in the annual growth rate of consumption per capita, the average growth of household consumption in rural areas was consistently higher than in urban areas. The growth rate of household consumption in rural areas and urban areas reached 9.2% and 6.9% respectively in 2018, however, by 2020, the average growth rate of household consumption in urban areas declined to -7% while in rural areas, the growth rate remained at 2.3%.

Figure 71: Annual growth of household consumption per capita at current price (%)



Source: GSO

The inequality in monthly per capita expenditure between the richest and the poorest quintile was 3.2 times in 2020. It is noteworthy that the growth rate of household expenditures per capital of the bottom 40% of the population in the period of 2010-2020 was higher than the national average growth rate in each surveyed period and showed a significant increase, especially in the context of the pandemic (in 2018, the expenditure growth rate of this group was only 1.3 times as high as the national average, but in 2020 it increased nearly three-fold). This indicated the low accumulation capacity of low-income households and reflected their limited adaptive capacity to economic shocks¹¹².

6.10.2. Target 10.2: By 2030, empower and promote the social, economic, and political inclusion of all, irrespective of age, sex, disability, race, ethnicity, origin, religion or economic or other status (Global target 10.2)

Under the current laws, Vietnamese citizens regardless of age, gender, disability, race, ethnicity, origin, religion, or economic status can participate in the development of policies and laws through representative bodies (National Assembly, People’s Councils), socio-political organizations that they are members of or through mass media. People can also directly make decisions on national-level issues when the State organizes referendums, or directly decide on grassroots issues according to legal regulations. In fact, according to the PAPI 2020 report, the citizen participation index in political and social activities at the grassroots level in 2020 was only 4.45, which is much lower than the levels of 5.37 in 2020 and 5.69 in 2018.

The participation of citizens in political issues, especially the representation of women in the National Assembly showed an increasing trend. The highest proportion of female deputies in the National Assembly reached 30.26% in 2021. In addition, the participation of different social classes in socio-economic issues also showed many positive trends. The participation rate of Viet Nam’s labour force was the highest in the Southeast Asia (the regional average was 43.9%), reaching 68.5% in 2022, in which the participation rate of female labour force in the fourth quarter of 2022 was 62.7%.

People’s participation is facilitated in the entire policy-making process: from initial innovative proposals to the implementation, decision-making and enforcement of policies. However, depending on the nature of specific policies, people can participate in the process directly or indirectly, at different levels.

¹¹²GSO.

Obtaining widespread public opinions on important legal documents such as: the Labour Code, Law on Implementation of Grassroots Democracy, the Amended Law on Domestic Violence Prevention and Control, the Draft Law on Land (amended) was carried out through various forms including direct feedback via the drafting agency's website, at the consultation workshop, and at the meetings of social organizations.

6.10.3. Target 10.3: Ensure equal opportunities and reduce inequalities of benefit for all citizens (Global target 10.3)

Viet Nam ensures equal opportunities for all, especially the current policies on social security, education and training and welfare aimed to reduce inequality in accessing to resources and benefits. In recent years, a number of policies have been promulgated, focusing on vulnerable groups in society, such as the National Target Program on Socio-Economic Development in Ethnic Minority and Mountainous Areas, the National Target Program on new rural development, and the government relief packages during the COVID-19 pandemic to support affected workers and enterprises. Viet Nam needs to continue maintaining its achievements. At the same time, the Government should pay more attention to the vulnerable groups in the development and promulgation of policies in the coming years to make sure no one is left behind.

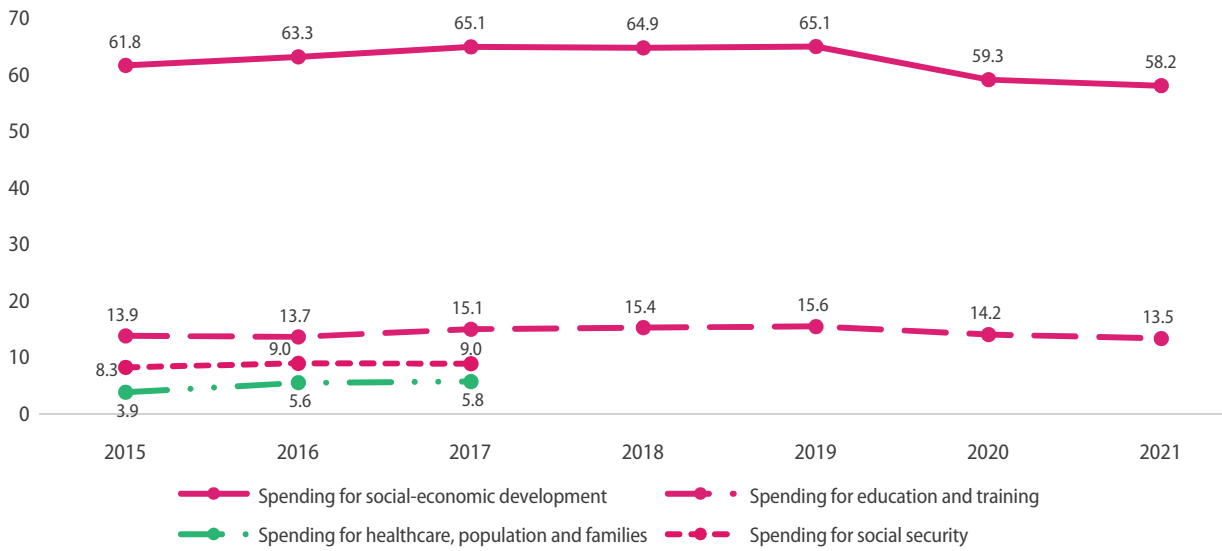
6.10.4. Target 10.4: Develop and implement policies, especially fiscal, wage and social protection policies, and progressively achieve greater equality (Global target 10.4)

During the period of 2015-2022, Viet Nam proactively implemented policies to stabilize the macro-economy, promote economic growth and ensure social security. The results of these policies were reflected in the assessment of goal 1, goal 2, goal 3, goal 4, goal 5 and target 8.5. The state budget policies were aligned with the strategic direction and restructuring of the economy, with a reasonable increase in the proportion of expenditures for socio-economic development, particularly in human resources development, social security system, education and training, and healthcare, etc., contributing to improving productivity, quality, and efficiency of the economy. The combination of state budget resources and attracting other resources strongly supported the development of socio-economic infrastructure, poverty reduction, and the achievement of progressive and social equitable goals.

In the period of 2015-2019, the proportion of expenditures for socio-economic development¹¹³ in the total state budget expenditures showed an increasing trend, from 61.8% in 2015 to 65.1% in 2019. Specially, spending on education and training increased from 13.9% in 2015 to 15.6% in 2019; spending on social security increased from 8.3% in 2015 to 9.0% in 2017 and spending on healthcare, population and family increased from 3.9% in 2015 to 5.8% in 2017. However, in 2020 and 2021, due to the impact of COVID-19 pandemic, these proportions tended to gradually decrease. In 2021, the proportion of expenditure for socio-economic development declined to 58.2%; and the proportion of expenditures for education and training declined to 13.5%.

¹¹³ Including spending for funding the implementation of salary reform and structural streamlining.

Figure 72: Proportion of state budget expenditures in the period of 2015 - 2021 (%)



Source: Statistical Yearbook 2021

Information on the state budget has been fully and promptly disclosed, in which people have access to and participate in the formulation of policies and legal documents, budget planning and monitor the management and utilization of the state budget.

The salary policy system in the production and business areas continues to be improved based on market mechanisms; salaries are formed on the basis of agreements between employers and employees; the minimum wage system has been initially legalized; the minimum wage policy has been continuously adjusted according to a suitable roadmap in line with the socio-economic conditions, the payment capacity of enterprises, and ensuring the minimum living standards of employees, harmonizing the interests of employees and employers, contributing to improving employees' income to align with international commitments, enhancing the business environment and improving national competitiveness. The regional minimum wage level in 2020 achieved the goal of "ensuring the minimum living standard of employees and their families" in accordance with the set roadmap.

According to the summary report on 10-year implementation of Resolution No. 15-NQ/TW dated June 1, 2012 on a number of social policy issues in the period of 2012-2020, many significant results have been made in social security policies with universal health insurance exceeding its time target; poverty reduction reaching its target ahead of schedule under the Millennium Development Goals, which has been highly appreciated by both the international communities and the people. Some basic social services have been able to meet the people's demands such as achieving the goal of universal education, eliminating illiteracy and providing information and communication. The social policy system has fundamentally ensured fairness, comprehensiveness, adherence to international standards, ensured the people's right to security as stipulated in the 2013 Constitution, contributing to economic development, political stability, social order and improving the material and spiritual life of the people. Social insurance and health insurance policies have been expanded and become an important pillar of social security. The grassroots education network has developed rapidly, with the level and scope of educational support being increased and expanded; the healthcare network has expanded widely with increasing attention to the protection, care, and improvement of people's health; and the social assistance system has provided timely supports to those in difficult circumstances and the vulnerable.

6.10.5. Target 10.5: Ensure enhanced representation and voice of developing countries in decision-making processes of prestigious international organizations, in order to safeguard their benefits and create enabling conditions for narrowing development gaps between countries (Global target 10.6)

Along with the strengthened position and power of the country, Viet Nam has played an increasing higher role and position in multilateral institutions/forums, clearly reflected in the fact that Viet Nam has been elected to many important international organizations¹¹⁴. Additionally, Viet Nam successfully assumed the position of ASEAN Chair in 2020.

Viet Nam also actively participates in and contributes to the expanded mechanisms of important global governance structures/frameworks in which Viet Nam is not a member of through: assuming the position of Co-Chair of the Southeast Asia Program of the Organization for Economic Cooperation and Development (OECD) for the 2022-2025 period, including chairing the OECD-ASEAN Summit in Hanoi to promote OECD-ASEAN relations and contribute to the region's economic recovery and development process.

Viet Nam also participates in the activities of the G7 and G20 as an invitee, making significant contributions to the discussion topics at the conferences such as economic integration, climate change, regional and global peace, and stability. As a member of international organizations within the framework of the United Nations, Viet Nam actively participates in and presides over issues related to international cooperation mechanisms under these organizations, at the same time actively participates in regional and global cooperation partnerships such as APEC, ASEAN, Mekong sub-regional cooperation, World Economic Forum (WEF), OECD, Partnering for Green Growth and the Global Goals 2030 (P4G), etc.

6.10.6. Target 10.6: Facilitate orderly, safe, regular, and responsible migration and mobility of people, including through the implementation of planned, well-managed migration policies (Global target 10.7)

Viet Nam has made efforts to formulate and improve its system of policies and laws on international migration, especially in the fields of immigration management, residence, and Vietnamese workers working abroad to promote legal, safe, and orderly migration, prevent irregular migration and human trafficking, and protect the legal rights and interests of migrants. Viet Nam has promulgated the Plan on Implementation of the UN's Global Compact for Safe, Orderly, and Regular Migration¹¹⁵, the Law on Vietnamese workers working abroad under contract (issued in 2020, effective from January 1, 2022) and other related guidelines.

Currently, the number of migrants who live, work and study abroad is increasing. According to the International Labour Organization (ILO)¹¹⁶, the number of workers going abroad to work under contracts in 2018 was more than 142,000 people, including 50,000 females. Due to the COVID-19 pandemic, the total number of Vietnamese workers going abroad to work in 2021 was 45,058 (including 15,177 women), only reaching 50% of the plan for 2021 (90,000 workers), accounting for 57.29% compared to the number of outbound workers in 2020 (78,641 workers). In addition, there is also a considerable number of informal

¹¹⁴ Member of Economic and Social Council (ECOSOC) for the term 2016-2018, member of World Heritage Committee and Executive Board of the United Nations Educational, Scientific and Cultural Organization (UNESCO) for the term 2015-2019, non-permanent member of the United Nations Security Council (UNSC) for the term 2020-2021, member of the International Law Commission (ILC) of the United Nations for the terms 2017-2022 and 2003-2027, Vice President of the United Nations General Assembly (UNGA) for the 77th Session, member of the Board of Governors of the International Atomic Energy Agency (BoG IAEA) for the term 2021-2023, member of the UNESCO Executive Board for the term 2021-2025; Vice Chairman of the UNESCO Intergovernmental Committee for the Protection of Cultural Diversity for the 16th term, and currently a member of the United Nations Human Rights Council for the term 2023-2025.

¹¹⁵ Decision No 402/QĐ-TTg dated 20/3/2020 of the Prime Minister.

¹¹⁶ Source: https://www.ilo.org/hanoi/Informationresources/Publicinformation/Pressreleases/WCMS_725752/lang--vi/index.htm.

migrant workers. Migrating through unofficial channels exposes migrant workers to the risk of labour exploitation, limits their access to assistance and justice while staying abroad. According to reports of the ILO and the International Organization for Migration (IOM)¹¹⁷, Vietnamese migrant workers have to bear the highest cost compared to some countries in the region when seeking employment abroad. Workers also have to bear huge debts and work for the longest period - up to 11 months - to be able to repay the debts.

In the coming years, Viet Nam should continue to improve relevant policies and laws to create conditions for workers to migrate through official, safe, and orderly channels in order to minimize unofficial migration; develop and improve policies to attract and effectively employ the migrant workers when they return to join the domestic labour market. At the same time, Viet Nam needs to strengthen the protection of rights and interests of Vietnamese migrant workers through official channels, including enhancing the management of service enterprises engaged in the recruitment of Vietnamese workers working abroad, aiming towards transparency and responsibility in recruitment. Viet Nam needs to develop a roadmap to further adjust the legal framework regarding recruitment fees and other related costs for Vietnamese workers working abroad, aligning with international standards.

¹¹⁷ Risks and Benefits: the impact labour migration in Southeast Asia – Key findings in Viet Nam; 2018. See at: https://www.ilo.org/wcmsp5/groups/public/---asia/---ro-bangkok/---ilo-hanoi/documents/publication/wcms_630873.pdf



GOAL 11:

Promote sustainable, resilient urban and rural development; ensure safe living and working environments; ensure reasonable distribution of population and work force by region

PROPORTION OF POPULATION LIVING IN POORLY BUILT HOUSING



2016 → 2022
2.6% → 0.9%



0.7% → 0.3%
URBAN



3.5% → 1.3%
RURAL



Public transport systems in cities have been **significantly improved to reduce urban traffic congestion and air pollution**. Traffic infrastructure basically meets the requirements to enable the access and use of people. **100% of buses and railway stations have priority seats**



The legal provisions on citizen consultation have been fully stipulated in the Law on Urban Planning and the Law on Construction. However, in reality, the civil participation in the **planning, implementation and management is still limited, and formality in many places**



8 CULTURAL AND NATIONAL WORLD HERITAGES
5 INTANGIBLE CULTURAL HERITAGES

Recognized by UNESCO.

However, many World Heritage Sites in **Viet Nam are pacing challenges under the pressure of economic development**

NATURAL DISASTERS



475 **deaths/missing persons/injuries** (2.3 times vs 2021)

19,500 billion VND loss in value (3.4 times vs 2021)

2018 → 2022
86% → 96.23%



URBAN SOLID WASTE COLLECTED AND TREATED



Construction waste is **increasing rapidly, accounting for 10-15%** of urban solid waste



Air pollution, **especially PM2.5 and TSP** in big cities like Hanoi and Ho Chi Minh Minh is rising, exceeding the allowable thresholds under Vietnamese standards



The areas of greenery and water surfaces are not **rationally used and exploited**, worsening the living quality of urban residents. Public spaces and recreational spaces in residential areas and municipalities are **extremely limited**.



QUALIFIED COMMUNES UNDER NEW RURAL AREA STANDARDS IN 2022

73.06% (30% higher than 2018)

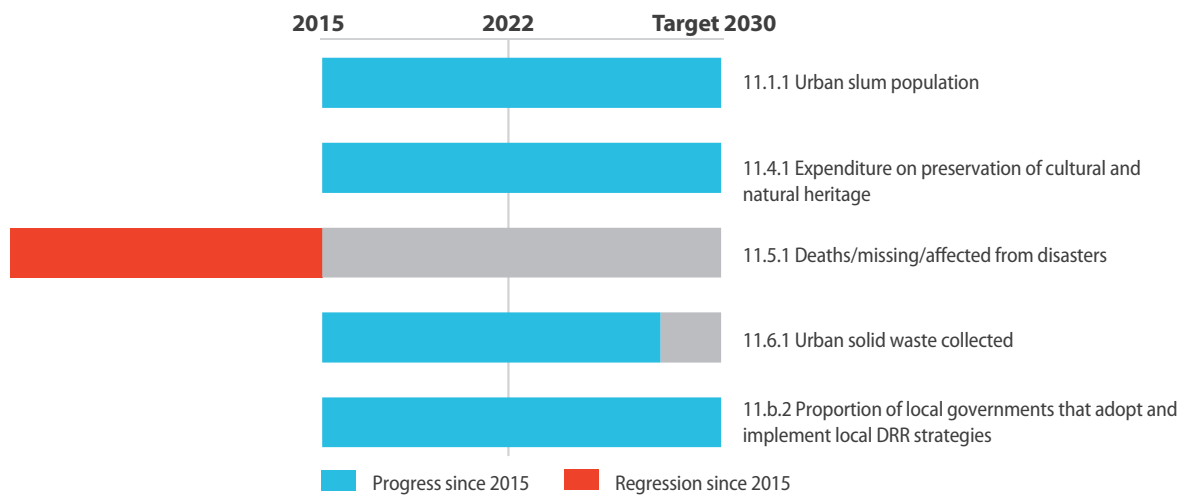
To accelerate the progress of SDG 11, attention is required to ensure a safe and convenient urban transport system, deal with environmental problems in both urban and rural areas, expand public greeneries, and mitigate the number of deaths/ loss/ injuries due to natural disasters.

Highlights:

The urban development achieved many remarkable results. The proportion of households living in poorly built housing throughout the country decreased rapidly, from 2.6% in 2016 to 1.7% in 2018 and further down to 0.9% in 2022. The sharp drop in the proportion of households living in poorly built housing was recorded in all criteria, from urban to rural, in all regions and population groups. Besides these positive results, urban development has been facing environmental pollution issues. The proportion of urban solid waste collected and treated met the national standards and technical regulations reached 96.23% in 2022 compared to 86% in 2018, but mainly through landfilling. The amount of construction waste, accounting for about 10 – 15% of urban solid waste, has been rapidly increased in recent years due to urbanization and the rapid increase of construction works in large cities throughout the country. Furthermore, the failure to effectively exploit and utilize green spaces and water surface have led to a decline in the quality of urban living environment. In recent years, there have been remarkable changes in the socio-economic infrastructure of rural area, contributing to changing rural landscapes and completing essential works to meet the requirements of production development and people’s life. Environmental protection efforts in rural areas have made a great breakthrough, particularly in waste treatment in residential areas and restoration of green, clean, and beautiful rural landscapes.

According to the UNESCAP’s assessment method, the indicators related to the population living in poorly built housing; preservation of world cultural and natural heritage; collection and treatment of urban solid waste, and development and implementation of strategies by local authorities to respond to and reduce disaster risks have all made excellent progress, exceeding the 2022 milestone. However, the number of deaths, missing, affected by disasters has declined compared to 2015 and needs to be further improved in the near future.

Figure 73: The implementation progress of SDG 11 indicators

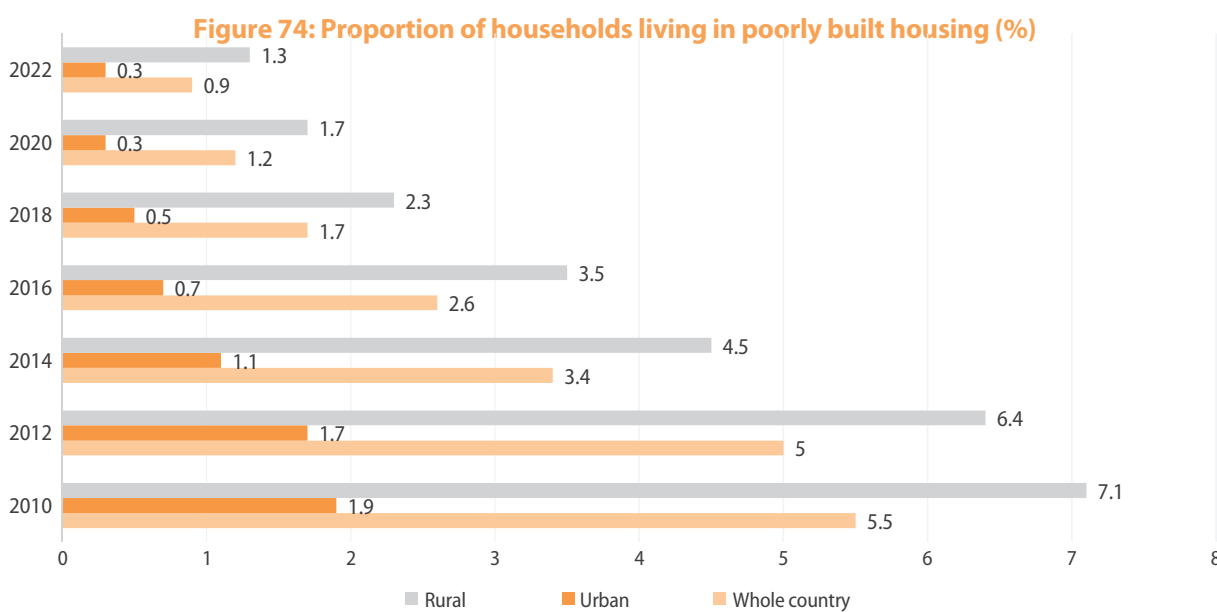


Source: UNESCAP and MPI

6.11.1. Target 11.1: By 2030, ensure access for all citizens to adequate, safe, and affordable basic services and housing; eliminate slums; build, upgrade, and improve sub-standard housing areas (Global target 11.1)

According to the Viet Nam Household Living Standards Survey, the proportion of households living in poorly built housing in the whole country declined rapidly, from 2.6% in 2016 to 1.7% in 2018 and down to 0.9% in

2022. The improvement in housing quality is evident through a sharp drop in the proportion of household living in poorly built housing, observed across urban and rural areas, regions, and different population groups. The development of housing, with a focus on social housing as outlined in the National Housing Development Strategy by 2020, with a vision to 2030, continues to be emphasized and strengthened, increasingly meets the housing needs, especially for people with meritorious services, the poor in disaster prone areas which are frequently affected by storms, floods and inundation, as well as low-income urban residents. The proportion of households living in poorly built housing in urban areas dropped from 0.7% to 0.3% while in rural areas, this proportion dropped from 3.5% to 1.3% during the period of 2016 – 2022.



However, as of 2022, the bottom 20% income quintile (quintile 1) still had 2.7% of the population living in poorly built housing compared to 0.1% in the top 20% income quintile (quintile 5). This calls for housing policies that pay more attention to supporting low-income groups and areas with special conditions or prone to natural disasters and heavily impacted by climate change. With the issuance of the National Housing Development Strategy to 2030 and with a vision to 2045, especially the preparation for implementing the project “Building at least 1 million social housing apartments for low-income people and industrial park workers in the period of 2021-2030”, the housing needs of the people will be better met.

Table 10: Proportion of household living in poorly built housing by 5 income quintiles (%)

YEAR	2010	2012	2014	2016	2018	2020	2022
Quintile 1	12.7	12.2	9.5	8.1	4.3	3.5	2.7
Quintile 2	7.9	7	4.3	3.5	2.5	1.3	1.1
Quintile 3	4.9	3.7	2.5	1.6	1.1	0.9	0.5
Quintile 4	2.5	2	1.3	1	0.5	0.3	0.3
Quintile 5	1	0.8	0.6	0.5	0.2	0.2	0.1

Source: Viet Nam Household Living Standards Survey, GSO

6.11.2. Target 11.2: By 2030, ensure access to safe, affordable, accessible, and sustainable transport systems for all, improving road safe, notably by expanding, public transport, with special attention the needs of women, children, persons with disabilities and older persons (Global target 11.2)

In recent years, many policies have been promulgated and implemented to encourage the development of public transport in urban areas and encourage people to use public transport instead of private vehicles towards a sustainable urban transport system. The public transport system in cities, especially in large cities, has been significantly improved in order to reduce urban traffic congestion and air pollution.

Transportation infrastructure has been fundamentally met the requirements to ensure accessibility and usability for people with disabilities. Accordingly, approximately 75% of the aviation sector met the requirements; around 30% of bus stations and 70% of bus stops in cities met the requirements, all buses had priority seats; all railway stations had priority doors, and 57.6% of national railway stations had facilities for convenient wheelchairs access; all projects for railway infrastructure construction and renovation were reviewed, approved and supervised for compliance with technical regulations on transportation accessibility. Policies on discounting public transport fares and service charges for the elderly, people with disabilities, and children have been implemented in some localities¹¹⁸.

During the process of elaborating and promulgating legal documents, there has been emphasized on reviewing and supplementing regulations regarding mechanisms and policies to assist people with disabilities and the elderly in participating in transportation with convenience. These include exemptions or reduction of fares for people with disabilities and the elderly; priority in ticket purchasing, seat arrangement for people with disabilities and the elderly; and provision of assistance information for people with disabilities and the elderly.

Despite the investment, the public transport systems of the two largest cities, Hanoi and Ho Chi Minh City, could only partially meet the transportation needs of the population, mainly pupils, students, and the elderly. Currently, people still prefer using private vehicles as the public transport system is not really convenient. In order to truly develop public transport, it requires many synchronized solutions ranging from developing public transport infrastructure, enhancing connectivity between different modes of public transport, improving service quality, and prioritizing investment policies, thereby contributing to the effective and sustainable development of public transport.

6.11.3. Target 11.3: By 2030, enhance national capacity for inclusive, sustainable urban planning and development with the participation of communities (Global target 11.3)

The legal regulations on community consultation are fully specified in the Law on Urban Planning and the Law on Construction. The provision of planning information has been widely disseminated. The approved plans are publicly announced on mass media and regularly displayed at relevant state management agencies. In 2019, the National Portal on construction planning and urban planning was completed, more than 1,900 construction and urban planning projects were digitized and updated on the Portal.

However, in fact, community participation in development, implementation and management of planning is limited and may be considered a formality. The implementation of approved plans is not strictly supervised, leading to arbitrary adjustment and disruption of the planning, and causing many consequences for the living environment such as overload of urban technical and social infrastructure; traffic jams; reduction of areas of green trees and parks etc.

¹¹⁸ Ministry of Transport.

6.11.4. Target 11.4: Strengthen efforts to protect and safeguard world cultural and natural heritage recognized by UNESCO (Global target 11.4)

Viet Nam currently has 8 world cultural and natural heritages recognized by the UNESCO and 15 intangible cultural heritages registered in the UNESCO's list of the Intangible Cultural Heritage of humanity and in need of emergency protection.

The protection and promotion of these heritage values has been and is being implemented in accordance with the Law on Cultural Heritages and related guiding documents. At present, localities with world heritage sites have promulgated and implemented plans to preserve, restore, and promote the heritage values; issued and implemented heritage management regulations for heritage protection, accounting for 100% of the world heritages in Viet Nam recognized by UNESCO, thereby, ensuring the implementation of Viet Nam's commitments to UNESCO. Plans have been or being developed for protection and value promotion of all intangible cultural heritages listed by the UNESCO. In addition, many provinces/cities have also developed plans to protect and promote the values of intangible cultural heritage listed in the National Inventory as regulated.

Viet Nam and UNESCO have strengthened their cooperation through various forms such as organizing conferences and workshops related to heritage and sustainable development; managing and conserving heritage; organizing field evaluation missions for selected heritage sites; coordinating with consulting agencies (IUCN, ICOMOS) to invite experts to participate in the process of developing world heritage dossiers; proposing UNESCO to support heritage conservation in case of emergency, and sending experts to participate in exchange of experience, short-term and long-term training courses on heritage conservation and management...

World Heritage sites have demonstrated strong appeals in community life, through tourism activities creating jobs, increasing income for local residents, and promoting socio-economic development of localities. It has contributed to transforming the economic structure of localities towards from brown to green direction. Many intangible cultural heritages as traditional festivals have attracted large number of domestic and foreign visitors, creating a unique brand/ identity for the respective localities, contributing to local socio-economic development, and improving the quality of community life.

However, the harmonious balance between conservation, preservation and development is always a challenge that is not easy to find out a solution for. Many World Heritage Sites in Viet Nam have recently been under challenges due to economic development pressure. In order to sustainably protect the world's natural and cultural heritages, in addition to the current legal documents on cultural heritage, the engagement of local authorities and communities is critical. Especially, there should be a mechanism for citizens to raise their awareness of protecting, preserving, and benefiting from these heritages.

6.11.5. Target 11.5: By 2030, significantly reduce the number of deaths and the number of people affected, and substantially decrease the direct economic losses relative to GSP caused by natural and other disasters, with due attention paid to the protection of the poor and the vulnerable (Global target 11.5)

Natural disaster prevention and control is organized more comprehensively for all types of natural disasters; there are 3 basic steps from prevention, response to recovery; gradually moving from passive response to proactive prevention, considering prevention as key. The system of legal documents on natural disaster prevention and control has been supplemented and completed synchronously to create a legal corridor to improve management effectiveness and implementation efficiency.

The management apparatus at central level has initially been strengthened in the direction of professionalization. The organization of the apparatus for natural disaster prevention and search and rescue from central to local authorities has gradually been enhanced towards professionalization, concentration, and full competence. The localities have reviewed the formulation of annual, 5-year natural disaster prevention plans and plans to respond to different types of natural disasters according to the level of natural disaster risk. Thereby, natural disaster prevention and control has gradually shifted from passive response to proactive prevention, considering prevention as a key.

Natural disasters in 2022 caused 475 deaths, missing persons, and injuries, economic damages of nearly 19,500 billion VND (2.3 times in term of the human loss and 3.4 times in term of the economic damages compared to 2021)¹¹⁹.

Table 11: Economic damages and number of deaths, missing persons, and injuries attributed to disasters

	2015	2016	2017	2018	2019	2020	2021	2022
Direct economic loss due to natural disasters as a proportion of GDP (%)	0.2	1.3	1.2	0.3	0.1	0.1	0.06	0.2
Number of deaths, missing people, and injuries	356	695	1057	375	316	1269	203	475
Number of deaths, missing people, and injuries per 100 thousand people				0.4	0.3	1.3	0.2	0.48

Source: (*) Calculated from GSO data and Statistical Yearbook 2021- GSO and data provided by MARD

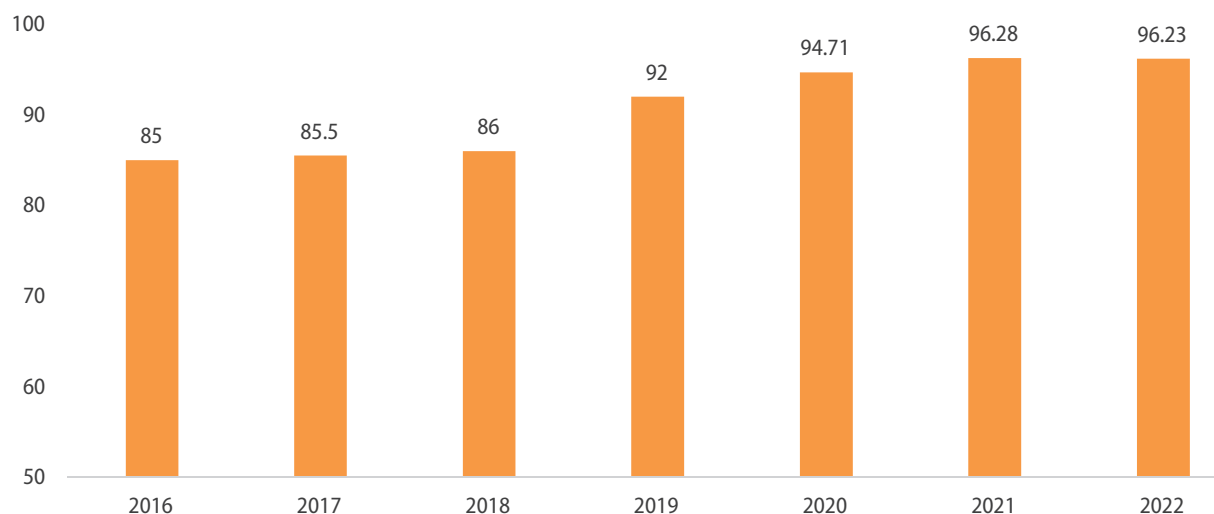
6.11.6. Target 11.6: Reduce adverse environmental impacts on people in urban areas, including by strengthening the management of air quality, urban waste, and other sources of waste (Global target 11.6)

The environment in urban areas is being negatively affected by production and daily human activities. The proportion of urban solid waste that was collected and treated according to national technical standards and regulations was increasing and reached 96.23% in 2022 compared to 86% in 2018.

It is noteworthy that construction solid waste is currently not being properly classified and separately collected for recycling but is often buried with household solid waste. This is one of the causes leading to the increasing pollution in urban areas in Viet Nam.

¹¹⁹The natural disasters in 2021 resulted in 203 deaths, missing persons, injuries and approximately 6,000 billion VND in economic losses.

Figure 75: Proportion of urban solid waste collected and treated in accordance with regulations and standards¹²⁰ (%)

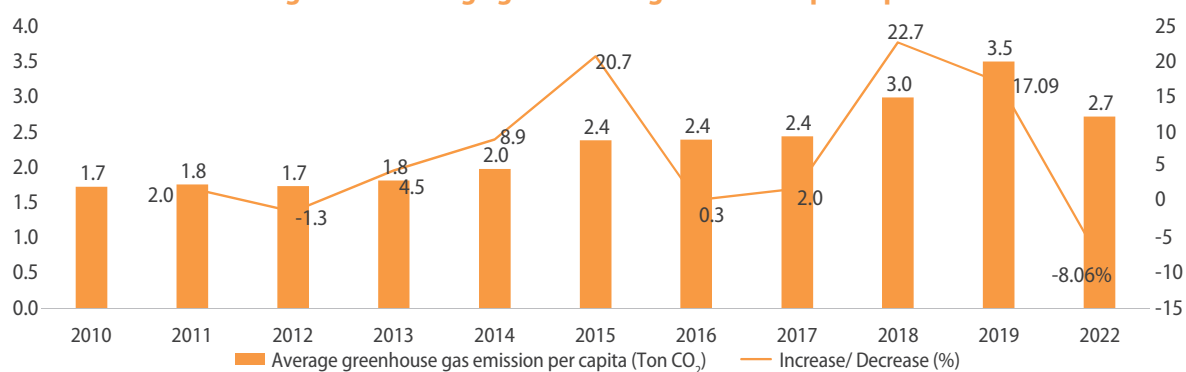


Source: Report on Environmental protection 2022 (Report No. 208/BC-CP dated 10/5/2023)

Air pollution, especially PM 2.5 and TSP pollution in large cities such as Hanoi and Ho Chi Minh is increasing, much higher than the permitted thresholds under Vietnamese standards. This situation is very worrying and seriously affects the people’s health and life, requiring the Government and related agencies to have more effective solutions in the coming time to improve the situation. In particular, it is necessary to strengthen the enforcement of legal regulations applied to citizens and enterprises and impose strict sanctions on violations. In addition, it is necessary to maintain the operation of air quality monitoring and measurement system and make it publicly available for the people.

According to the World Bank and the International Energy Organization (IEA), Viet Nam’s per capita CO₂ emissions increased from 1.7 tons of CO₂ in 2010 to 3.49 tons of CO₂ in 2019. According to the BP Statistical Review of World Energy 2022, the average CO₂ emissions per capita in Viet Nam have recently been trending downward and were at approximately 2.72 tons in 2022.

Figure 76: Average greenhouse gas emission per capita



Source: International Energy Agency and World Bank

¹²⁰ According to Circular 03, the rate of urban solid waste collected and treated to meet the standards and regulations is the percentage of the volume of solid waste collected and treated to meet the standards and regulations over the total volume of solid waste collected.

6.11.7. Target 11.7: By 2030, provide universal access to safe, inclusive, and accessible, green, and public spaces, in particular for women and children, older persons with disabilities (Global target 11.7)

In order to ensure universal access to safe and friendly green public spaces, regulations on green space have been legalized in the Law on Environmental Protection, Law on Urban Planning... National Technical Regulations QCVN 01:2021/BXD on Construction Planning which have set a target of achieving 7m² of green space per capita. In addition, the Government's plan to plant one billion trees aims to develop green spaces in rural and urban areas and is actively being implemented by various ministries and localities. Meanwhile, females not only have access to green spaces but also actively participate in the development of green spaces such as planting trees, building and maintaining environmental sanitation models, creating green - clean - beautiful landscapes¹²¹, and engaging in environmental protection movements¹²².

However, public spaces in general and entertainment spaces in residential areas in particular in the cities are in serious shortage. Many existing public spaces have even been encroached upon and narrowed down; the collection and disposal of waste, including household waste, still face many shortcomings and lack synchronization, with many places dumping rubbish in public areas causing environmental pollution and affecting residents' health, including women and children. The management of public spaces still faces many difficulties and shortcomings, especially in big cities like Hanoi and Ho Chi Minh City. In these two cities, the average green space ratio is only about 2m²/person, much lower than the national standards and only equal to 1/10 of the greenery target of advanced cities in the world¹²³.

6.11.8. Target 11.8: Support positive economic, social, and environmental links between urban, peri-urban, and rural areas by strengthening national and regional development planning (Global target 11.a)

Regional economic changes have been positively shifted on the basis of more efficient exploitation of potentials and comparative advantages of each region, in which: The Northern Midlands and Mountainous Areas focuses on developing advantageous industries such as hydropower, border economy, mineral exploitation and processing, and agricultural and forestry products; The Red River Delta region on attracting large-scale and high-tech foreign investment projects; the North Central and South Central Coast on attracting large-scale investment projects in coastal economic and industrial zones, tourist zones, renewable energy, and development of marine economy; the Central Highlands on developing hydropower, bauxite exploitation and processing, industrial crops, and hi-tech agriculture; the Southeast region is demonstrating its leading role, making a great contribution to economic growth, exports, and budget revenue of the whole country; The Mekong River Delta continues to strongly develop advantageous industries such as aquaculture, seafood, fruit plantation, and tourism.

The regional-linkage infrastructure works have been completed and put into use, creating favourable conditions for economic activities, accelerating the urbanization process, and strengthening regional

¹²¹ The models on "Women living green" and "Women shopping without plastic bags, raising funds through collecting plastic waste, classifying waste at sources, and composting organic waste..."

¹²² "Women for Coastal Development and Peace" and "Women participating in environmental protection in coastal areas, contributing to the construction of new rural areas". Many localities organize campaigns such as "One woman, one tree", "One Green Construction for each Women's Union", Green Saturdays and Sundays"; organize a cleanliness campaigns; collect, treat, and classify waste, clear waterways, prune branches, clean up debris....

¹²³ National Environmental Status Report 2016 – "Urban Environment" – Ministry of Natural Resources and Environment.

connectivity. Some of the growth poles, territories and big urban areas continue to maintain their leading roles, creating a pervasive development impact. The regulation of piloting linkage for socio-economic development in the Mekong River Delta in the 2016-2020 period has had the effect of promoting linkages among localities in the region.

However, there is still a lack of synchronous transport structure connecting urban and rural areas, between the centre and the suburban areas.

6.11.9. Target 11.9: By 2030, substantially increase the number of cities and human settlements adopting and implementing integrated policies and plans towards inclusion, resource efficiency, mitigation and adaptation to climate change, resilience to disasters (Global target 11.b)

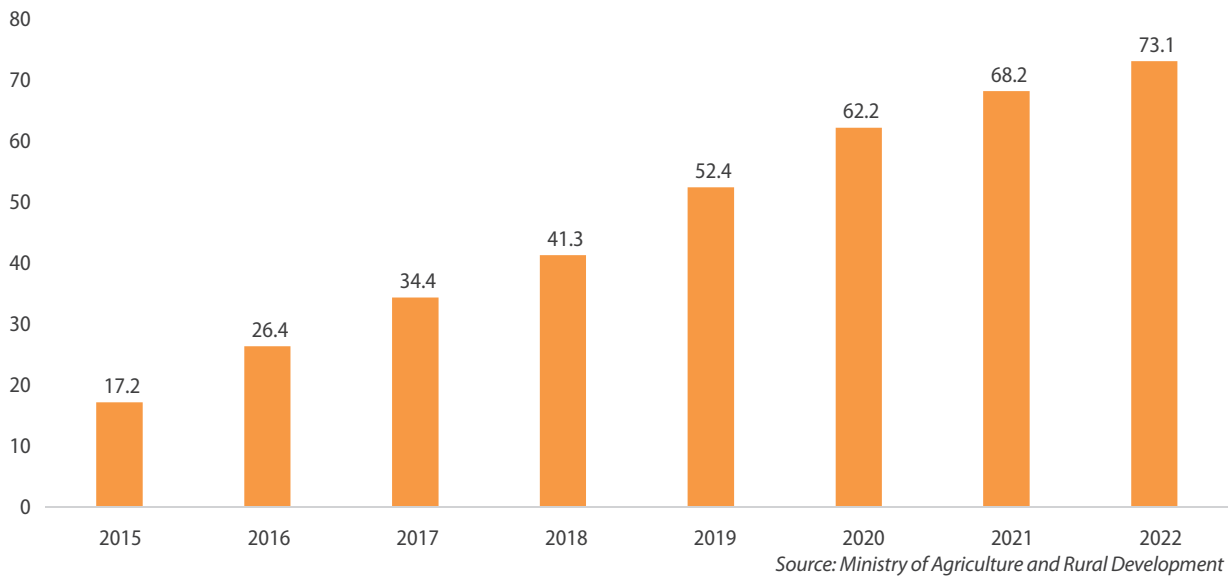
The integration of climate change into urban master plans has been initially implemented in recent years. This issue has also been institutionalized in a number of documents such as Construction Law 2014; Housing Law 2014; Law on Planning 2017; Architecture Law 2019; Law on amending and supplementing a number of articles of the Construction Law 2020; Resolution No. 1210/2016/UBTVQH13 dated May 25, 2016 of the National Assembly Standing Committee; Project on Development of Viet Nam cities in response to Climate Change; Urban green growth development plan to 2030. Currently, the Draft Law on Urban Development Management and the Urban Development Strategy 2021-2030 are actively being formulated by the Ministry of Construction and related stakeholders. The integration approach, inclusion coverage, mitigation and adaptation to climate change as well as resilience to disasters will also be further emphasized in these documents. Although the regulations have been fully stipulated, the work of planning and reviewing plans to integrate green growth and environmental protection goals has been carrying out differently among localities and there have not been specific and separate reports categorized by urban types.

6.11.10. Target 11.10: Develop sustainable rural areas, ensure the harmony between economic development, urbanization, inclusion; environmental and ecological protection; develop technical infrastructure and improve the quality of life for rural people from economic, cultural, social, environmental, and democratic perspectives (Viet Nam's additional target)

New rural development has become a powerful movement spreading across the country. The proportion of communes recognized as achieving the new rural criteria increased rapidly. By the end of 2022, 73.06% of communes nationwide met the new rural standards (an increase of more than 30% compared to the end of 2018); among them 937 communes met the advanced new rural standards, and 110 communes met the model new rural standards. There were 255 district-level units that completed their tasks or met the new rural standards (an increase of 143 district-level units compared to the end of 2019) and 18 provinces had 100% of their communes meeting the new rural standards, including 5 provinces that were recognized by the Prime Minister for completing their tasks of building new rural areas, namely Nam Dinh, Dong Nai, Hung Yen, Hai Duong and Ha Nam (an increase of nearly 20% compared to the end of 2018).

However, there is still a significant disparity in the results of new rural construction between regions and areas. Environmental pollution remains a significant issue in some areas, including water pollution in rivers, canals, and ditches; solid waste from various sources is still not properly classified, collected, and treated.

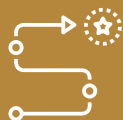
Figure 77: Proportion of recognized communities achieving new rural standards (%)





GOAL 12:

Ensure sustainable consumption and production patterns



Viet Nam has promulgated and implemented **the National Action Program on Sustainable Production and Consumption** for every 10-year period and has established a central apparatus and focal points in localities to implement the Program.

RATE OF FOOD LOSS BEFORE PROCESSING



Fruit 10%



Vegetables 20 - 50%



Seafood 30 - 35%

FOOD LOSS IS ABOUT 10 - 15%

HAZARDOUS WASTE TREATMENT



15% increase (2021 vs 2018)

117 hazardous waste **treatment facilities** nationwide;

The 90% of hazardous waste collected and **treated in accordance with the regulations reached 90%.**



By the end of **2021**, **372/435 facilities** ($\approx 85,5\%$) causing serious environmental pollution have **basically completed thorough treatment**, no longer causing serious environmental pollution

19,3% uprise compared to 2018



The rate of domestic solid waste collection and treatment in **rural areas: 66%; More than 80% of landfills are unsanitary.**

Sources of environmental pollution increase rapidly in number, scale and extent, adversely affecting the environment



Although a legal corridor has been initially formed, **the practice of sustainable public procurement is still limited** and yet to create the driving force for the green/sustainable procurement market



Viet Nam has applied economic measures to **limit the use of fossil fuels** and **provided incentives to environmental protection activities**

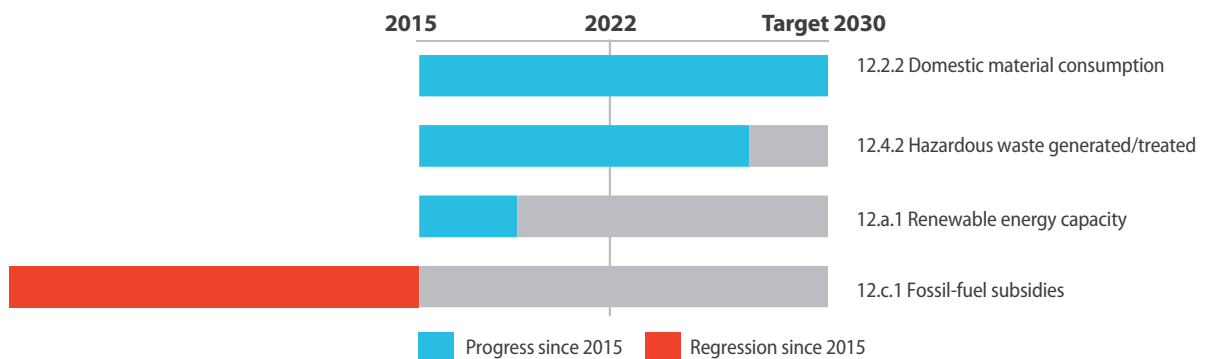
Viet Nam needs to strive hard to implement the SDG 12 in the context of environmental pollution and increasing waste generation due to socio-economic development activities. In addition, sustainable production and consumption activities are fragmented and have not received great attention from the people and communities.

Highlights:

Viet Nam continues to promote the implementation of the National Action Programme on Sustainable Consumption and Production; make efforts to manage and effective use natural resources, strengthen measures and sanctions to deal with environmental pollution; initially develop and apply regulations to promote sustainable public procurement; improve policies on taxes and tariffs for fossil fuels with flexible adjustments to protect the poor, vulnerable groups, especially in the context of COVID-19. Dissemination and education activities aimed to raise awareness on environmental protection continue to be strongly promoted, with a particular focus on communication and awareness raising to change consumption habits and encourage the use of environmentally friendly alternative products. As of the end of 2021, the rate of hazardous waste collection and treatment reached 90% (an increase of 15% compared to 2018); the rate of establishments causing serious environmental pollution being treated reached 85.5% (an increase of 19.3% compared to 2018). However, Viet Nam needs to make a lot of efforts to achieve SDG 12 in the context of increasing environmental pollution and waste generation due to socio-economic development, specially, the rate of collection and treatment of solid waste in new rural areas is only 66% and more than 80% of landfills do not meet sanitary standards; resources for promoting sustainable consumption and production are limited; mineral and land resources are not effectively managed and exploited; and the participation of enterprises in sustainable production and supply chains is also limited.

According to the UNESCAP's assessment method, the indicators related to domestic material consumption and hazardous waste collection and treatment are being well-implemented, exceeding the 2022 milestone. Meanwhile, the indicators related to fossil fuel subsidies are lagging behind the 2015 target and the indicator related to renewable energy capacity are progressing slowly and have not yet met the set timeline. Therefore, there remains significant challenges for Viet Nam in achieving SDG 12.

Figure 78: The implementation progress of SDG 12 indicators



Source: UNESCAP and MPI

6.12.1. Target 12.1: Implement the Ten-Year Framework of Programs on Sustainable Consumption and Production Patterns in accordance with international commitments (Global target 12.1)

In order to implement the 10-year Framework of Programs on Sustainable Consumption and Production of the UN, Viet Nam has promulgated and implemented the National Action Plan on Sustainable Consumption and Production to 2020, with a vision to 2030¹²⁴, and the National Action Plan on Sustainable Consumption and Production for the 2021-2030¹²⁵ period.

To implement the Program, at the central level, the Ministry of Industry and Trade, as the lead agency, has established the Sustainable Consumption and Production Office. This Office is responsible for

¹²⁴ Decision No. 76/QĐ-TTg dated 11/01/2016 of the Prime Minister.

¹²⁶ Decision No. 889/QĐ-TTg dated 24/6/2020 of the Prime Minister.

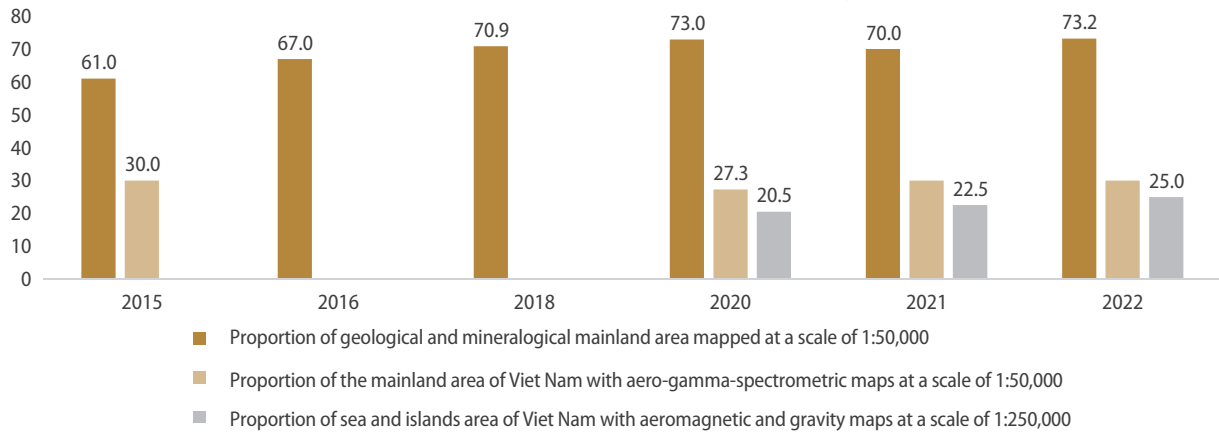
developing and coordinating annual implementation plans. A number of ministries and agencies have assigned responsibilities and specific tasks for implementing the Program to their respective units. Provinces and centrally governed cities have assigned tasks to their Departments of Industry and Trade to develop local plans to implement the Program. Moreover, in most provinces and cities, there are support centres to implement sustainable consumption and production activities, such as energy conservation centres, industrial promotion centres. These centres play a significant role in supporting, instructing, and implementing activities to promote sustainable consumption and production as well as guiding consumers to choose safe, hygienic, and environmentally friendly products and services.

During the period of 2016-2019, the Program achieved the following results: integrating sustainable consumption and production into strategies, plans and action plans at all levels; promoting incentives to support investment in sustainable production; proposing policies to promote innovation and ecological improvement in manufacturing enterprises, industrial zones and clusters; raising awareness and capacity building for innovation and ecological improvement for enterprises and relevant units; providing technical assistance for cleaner production, energy efficiency in the distribution system; supporting the pilot implementation and dissemination of sustainable supply chains; facilitating trade promotion and market access for key sustainable export products; providing training for officials, enterprises and workers on sustainable consumption and production; piloting and disseminating 3R models from households, industrial production, distribution, consumption and waste disposal and treatment; improving the legal framework and policies to promote waste reduction, recycling and reuse... For the Programme in the period of 2021-2030, the Ministry of Industry and Trade supported and guided 24 provinces/cities in developing Action Plans to implement the programme in their localities; produced reports, articles and news on sustainable consumption and production; developed 5 specialized technical guidelines for industries to implement sustainable consumption and production; developed a set of criteria for applying sustainable practices in traditional handicraft villages; developed a set of training materials on sustainable consumption and production for lecturers and communication officers in provinces and cities; and developed circular economy models for some industries etc.

Despite certain efforts in implementing the Program, the regulations and guidelines on sustainable consumption and production are still incomplete, lacking a strong legal basis to demonstrate the society's shared determination for these activities. Resources are not adequately valued, hence not enough motivation for material saving. The technical assistance does not meet the practical requirements and lack resources to support the development and replication. In terms of awareness, although there have been some changes, in general, society's awareness of sustainable consumption and production is still limited. The community's interests towards environmentally friendly products remains low, which does not create enough motivation for the development of such products in the market.

6.12.2. Target 12.2: By 2030, achieve the sustainable management and efficient use of natural resources; moderate exploitation and economical and sustainable use of mineral resources (Global target 12.2)

The basic geological survey on minerals continues to be carried out. Accordingly, as of the end of 2022, the proportion of geological and mineralogical mainland area mapped at a scale of 1:50,000 reached 73.2%; the proportion of the mainland area of Viet Nam with aero-gamma-spectrometric maps at a scale of 1:50,000 reached 30%; and the proportion of sea and islands area of Viet Nam with aeromagnetic and gravity maps at a scale of 1:250,000 reached 25%.

Figure 79: Results of geological basic survey (%)

Source: Ministry of Natural Resources and Environment

In addition to the geological mapping, there have also been many new geological discoveries with regional value and hundreds of ore sites, including dozens of prospective sites being transferred to the next evaluation phase. However, except for some types of mineral resources with large reserves suitable for industrial-scale exploitation such as petroleum, coal, bauxite, titanium, apatite, rare earth, white marble, most of remaining mineral resources are of small and medium scales and dispersed. The current mining extraction activities still have negative impacts on the surrounding environment, mainly through pollution caused by waste soil, wastewater, emissions, and dust generated during the extraction, processing, and transportation; affecting forest ecosystems or leading to degradation and pollution of agricultural land. On the other hand, illegal mineral extraction, especially with gold, sand, and gravel in riverbeds, result in resource loss, environmental pollution and become pressing issues in certain areas.

Regarding land planning and land use, initial efforts have been made to address limitations and issues in uncontrolled and wasteful land allocation and leasing. However, the land planning and land use system still lacks coherence, connectivity, and long-term vision. It fails to ensure the harmony between economic development, social issues, and environmental protection.

6.12.3. Target 12.3: By 2030, halve per capita food waste and reduce food losses along production and supply chains, including post-harvest losses (Global target 12.3)

Asia currently ranks second in terms of food waste, with 25% of global food waste coming from South and Southeast Asia. An UN report shows that in Viet Nam, approximately 50%-80% of the waste generated per capita comes from food. In Viet Nam, the supply chain, logistic infrastructure, and post-harvest issues are the main causes of food quality deterioration. In 2020, according to a survey conducted by the Ministry of Agriculture and Rural Development, the average rate of pre-processed food and agricultural products loss in Vietnamese was as follows: 10% for fruits, 20%-50% for vegetables, and 30-35% for aquatic products. The food losses were estimated to be around 10%-15%. It is estimated that the total amount of food losses in Viet Nam's supply chain is approximately 5.75 million tons per year, equivalent to 60% of the solid waste generated¹²⁶.

In order to reduce food waste per capita and minimize food losses in the production and supply chains, Viet Nam is implementing the National Action Plan on "No Hunger in Viet Nam" with a target of eliminating food losses and waste by 2025. Viet Nam has implemented several policies prioritizing post-harvest investment and upgrading cold storage supply chains to reduce post-harvest losses¹²⁷. Additionally, efforts have made to enhance public-private partnerships; improve the capacity of processing, packaging, and transportation;

¹²⁶ <https://scp.gov.vn/tin-tuc/t12476/giam-lang-phi-thuc-pham-de-dam-bao-muc-tieu-phat-trien-ben-vung.html>

¹²⁷ Especially the policy of land use tax reduction for cold storage investment (Decision No. 65/2011/QĐ-TTg).

establish linkage between farmers - cooperatives - enterprises; and increase investment in technologies for deep processing and promote the production of high value-added products from agricultural by-products. These efforts aim to minimize food waste and create a more efficient and sustainable food supply system in Viet Nam.

Mechanization in agriculture, forestry and aquaculture is increasingly being widely applied, creating an important premise for building a modern agricultural sector; helping to increase labour productivity, improving the value of agricultural products, and transforming the labour structure in rural areas. As a result, the rate of post-harvest losses in rice has declined from 13% to around 7%. In livestock farming, large-scale mechanized and even automated farms are increasingly developing. The rate of automated feeding and watering systems exceeds 90%, environmental treatment reaches 55%; and dairy farming households use milking machines reaches 75%. The aquaculture sector is becoming increasingly modernized, utilizing machinery in various stages, from water temperature testing to cultivating and harvesting.

Besides the role of the state, there have been some typical models such as the Food Bank Viet Nam (Food Bank Viet Nam)¹²⁸, which is a non-profit organization with the mission of providing free food to the vulnerable people and carrying out activities to combat food waste. Accordingly, during the period of 2016-2021, Food Bank Viet Nam distributed more than 6.8 tons of food, serving more than 5 million meals to 3 million people¹²⁹.

However, post-harvest losses are still large; facilities such as means of storage and preservation are inadequate and unsuited; advanced preservation technology has not been studied, transferred, and applied much in practice. This requires a stronger involvement of relevant ministries, sectors, and agencies.

6.12.4. Target 12.4: By 2020, achieve environmentally sound management of chemicals and wastes through their life cycle, in accordance with international commitments that Viet Nam has agreed, in order to reduce soil, water and air pollution and their adverse impacts on human health and the environment (Global target 12.4)

The control of major sources of waste with high risks of causing environmental pollution, and the thorough treatment of establishments causing serious environmental pollution continue to be strengthened. Accordingly, the Government has instructed the formation of a combined approach between central and local authorities in controlling, monitoring, and handling establishments causing environmental pollution.

Environmental management of craft villages and rural areas continues to be a focus through the implementation of the Master Plan for Environmental Protection of Trade Villages by 2020 and with a vision to 2030, and the National Target Program on building new-style rural areas; continues to monitoring and urging the pollution remediation and environmental improvement in craft villages that cause environmental pollution; strictly supervises environmental protection in craft villages with potential risks of environmental pollution.

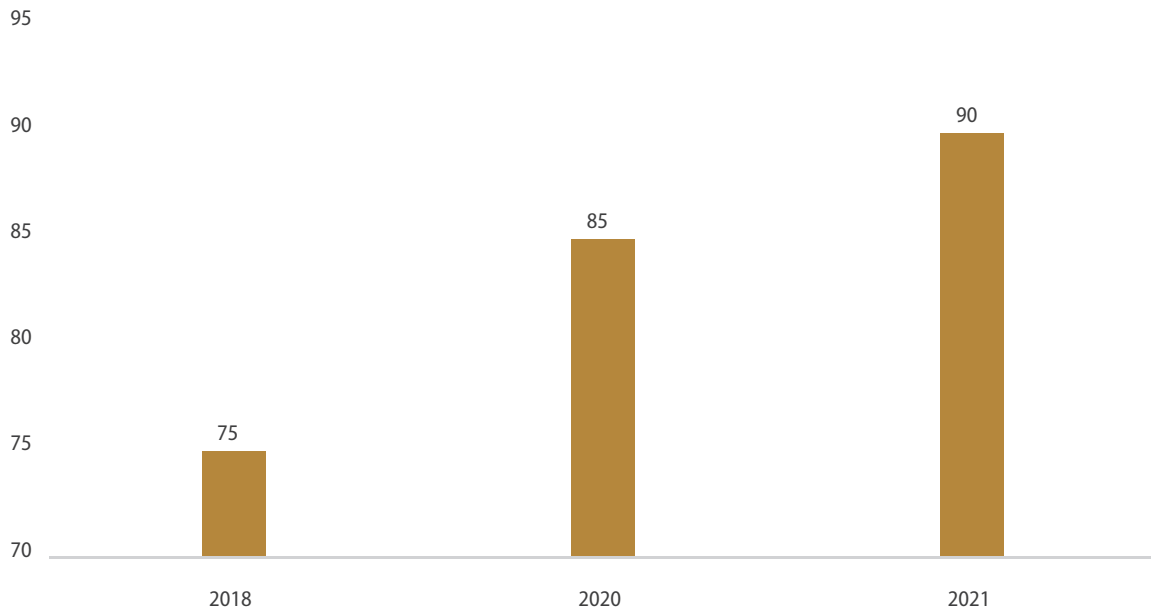
Hazardous waste has been better managed through strict control of its emission sources, collection, storage, transportation, and treatment. By the end of 2021, there were 117 hazardous waste treatment establishments throughout the country; the percentage of hazardous wastes collection and treatment reached 90% (an increase of approximately 15% compared to 2018). In addition to the collection and self-treatment of hazardous waste, Viet Nam started to export hazardous wastes, contributing to reducing the pressure on waste treatment¹³⁰.

¹²⁸ Food Bank Viet Nam was established in 2016 and is currently a member of the Global Food Bank Network which has 44 member countries with its headquarter in the United States. In Viet Nam, Food Bank operates with the support of the Viet Nam Red Cross Society and the Youth Social Work Centre under Viet Nam Youth Federation, following a social enterprise model.

¹²⁹ <https://foodbankvietnam.com/report>.

¹³⁰ Ministry of Natural Resources and Environment, the National Environment Conference (the 5th edition), the Summary report on environmental protection during the period of 2016-2022 and the Orientation for the 2022-2025 period.

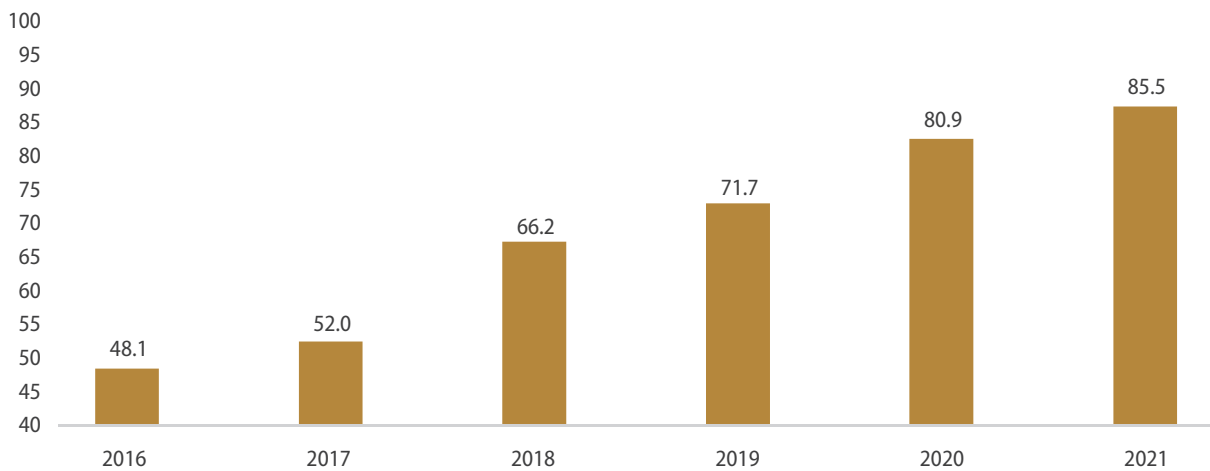
Figure 80: Proportion of hazardous waste collected and treated (%)



Source: Ministry of Natural Resources and Environment

Ministries, sectors, and localities have proactively implemented many activities to accelerate the comprehensive treatment of establishments causing serious environmental pollution. By the end of 2021, 372 out of 435 establishments basically completed thorough treatment, no longer causing serious environmental pollution, accounting for a rate of 85.5% (an increase of 19.3% compared to 2018).

Figure 81: Rate of establishments causing serious environmental pollution that have fixed the problems (%)



Source: Ministry of Natural Resources and Environment

Regarding the management of persistent organic pollutants, the Ministry of Natural Resources and Environment is continuing to carrying out inspection, monitoring, urging, guidance and coordination with ministries, sectors and localities to implement the National Plan for implementation of the Stockholm Convention on POPs by 2025, with a vision to 2030 nationwide; developing the National Report on the registration of exemption for POPs; organizing inspections to ensure compliance with the standards on the limitations of POPs in raw materials, fuels, materials, products, goods and equipment after the standards are promulgated.

However, the implementation of target 12.4 still faces many difficulties and challenges. Environmental pollution sources are rapidly increasing in terms of quantity, scale, and their adverse impacts on the

environment, resulting in pollution of soil, water, and air in many places, with some reaching severe levels. There are still establishments causing serious environmental pollution that have not been thoroughly treated, and the industrial establishments with high risks of environmental pollution located within residential areas are slowly relocated. The industrial production establishments that belong to high-polluted category account for a higher proportion than those belong to low-polluted and environmentally friendly category. There is a secondary environmental pollution risks from solar power and hydropower projects. Cleaner production and waste audits have only just started. Long-standing pollution issues in craft villages have not been completely resolved. Air pollution still remains complicated, especially fine particulate matter pollution in major cities such as Hanoi and Ho Chi Minh City, which tends to increase. The volume of domestic wastewater and wastewater from craft villages and industrial clusters is increasing, while the collection and treatment infrastructure has not met the requirements. In the whole country, only 141 out of 730 industrial clusters (reaching a rate of 19.3%) have invested in centralized wastewater treatment systems. The total volume of wastewater collected and treated in urban areas is incredibly low, reaching only about 15%; most of rural residential areas still lack centralized wastewater collection and treatment systems.

6.12.5. Target 12.5: By 2030, substantially reduce waste generation and increase the economic value of waste resources through prevention, reduction and recycling of waste and reuse, and recovery of energies from waste treatment (Global target 12.5)

The Prime Minister has approved the revision of the National Strategy for integrated management for solid waste by 2025, with a vision to 2050. The Government has provided instructions to implement various comprehensive solutions for waste management, gradually transitioning from landfilling to recycling and reusing waste, and reducing plastic waste in many guiding documents.

With a focus on large-scale solid waste treatment, many localities have invested in district-level and inter-district waste treatment systems. Many localities have implemented waste-to-energy incineration models instead of landfilling and are currently implementing 8 projects with a processing capacity of 11,100 tons per day, and a power generation capacity of 157MW. Some localities have invested in and put into operation waste treatment plants; as well as developed and implemented waste classification programs and plans at the source. A portion of recyclable waste generated from households has been voluntarily sorted, collected, and sold to scrap collection facilities, which are eventually sent to recycling plants. Approximately 16% of the total waste volume is processed in composting plants and about 13% of the total waste volume is treated through incineration and other methods.

The rate of collection and treatment of industrial solid waste is relatively high, reaching over 90% of the generated volume. For specific types of solid waste such as fly ash, slag, and gypsum, efforts have been made to ensure environmental requirements during the recycling process. By the end of 2021, 100% of operating thermal power and chemical plants approved plans for the treatment and utilization of ash and slag. By the end of 2021, the cumulative consumption of fly ash and slag from thermal power plants nationwide was approximately 48.4 million tons, accounting for over 50% of the total emissions to date (an increase of more than 7% compared to the end of 2020). Many thermal power plants have consumed 100% of the fly ash and slag generated within the year, particularly some plants have even consumed the stockpiled fly ash and slag in their storage¹³¹.

However, the amount of solid waste generated is increasing, with its complicated composition, while the management of household waste still has many limitations. The collection and treatment rate of household solid waste in new-style rural areas has reached only 66%; and over 80% of landfills have not met sanitary standards. Many types of industrial waste, hazardous chemicals, pesticide packaging, hazardous medical

¹³¹ The Ministry of Natural Resources and Environment, the 5th National Environmental Conference, the Summary report on environmental protection during the period of 2016-2022 and the Orientation for the 2022-2025 period.

waste, etc., have not been properly treated or the treatment has not met the requirements. In order to reduce the amount of waste generated, Viet Nam needs to strengthen activities to raise awareness and community responsibility in solid waste classification and treatment in both rural and urban areas.

6.12.6. Target 12.6: Encourage companies to adopt sustainable practices, including the use of cleaner production technology, effective use of natural resources and environmental protection; implement corporate social responsibility to the poor and the vulnerable; and integrate sustainability information into their periodical reports (Global target 12.6)

The encouragement and mobilization of the business community to apply cleaner production technologies, efficiently use natural resources, and protect the environment have been promoted through the implementation of the National Action Program on Sustainable Consumption and Production and a number of related programs and projects. Many enterprises have established sustainable linkages between input material suppliers - manufacturers - distributors - and consumers in the production, distribution, and use of safe agricultural products. Vietnamese businesses have invested in cooperative agriculture, whereby farmers organize supply chains for agricultural products and safe food on a large scale.

Many provinces and cities are focusing on promoting trade and enhancing market access for environment-friendly products by organizing and participating in trade fairs, conducting training and workshops on efficiency, environmental certifications, and implementing new generation free trade agreements. In some provinces and cities, websites and e-commerce platforms have been established to provide information on international economic integration and trade promotion. Local authorities have actively built supply chains for the consumption and production for agricultural products and safe food.

Viet Nam is currently implementing a Programme to support private enterprises in sustainable business development in the 2022 – 2025 period which includes several main contents such as: promoting sustainable development of private enterprises, ensuring a close, reasonable and harmonious combination of economic efficiency with social responsibility, natural resource and environmental protection, contributing to achieving Viet Nam's 17 sustainable development goals by 2030; mobilizing social resources, gradually developing an ecosystem to support sustainable businesses operation, actively contributing to job creation, improving living standards for low-income and vulnerable people, protecting the environment and responding to climate change in Viet Nam.

The Corporate Sustainability Index (CSI) developed by the Viet Nam Business Council for Sustainable Development (VBCSD) under VCCI has become a tool to help businesses manage and develop sustainability reports since 2016. The CSI Index has been highly appreciated and applied by a large number of domestic and foreign enterprises as a good and appropriate business governance practices and has been used annually for the assessment and ranking of sustainable development enterprises in Viet Nam. In addition to recognizing the main categories of sustainable businesses, the program also evaluates and selects pioneering enterprises that perform well in three specific areas: promoting women's empowerment and gender equality in the workplace; conducting responsible business practices and respecting children's rights in business; and implementing circular economy models to respond to climate change.

However, according to the assessment and surveys, it has been found that new activities are mostly limited to small-scale and pilot technical assistance projects. They have not been able to mobilize the participation of many enterprises, especially small and medium sized ones.

6.12.7. Target 12.7: Ensure sustainable public procurement practices (Global target 12.7)

Sustainable/green public procurement is an inevitable trend nowadays, aiming to concretize international commitments that Viet Nam has joined, as well as implementing policies on sustainable development, green growth, circular economy, and sustainable consumption and production. Viet Nam has promulgated policies¹³² to encourage public procurement of environmentally friendly products. However, in practice, the implementation of sustainable public procurement is still quite limited and has primarily focused on purchasing energy-saving products.

During the period of 2021-2022, a number of documents have been issued to gradually establish a green procurement market in Viet Nam. Environmental protection requirements¹³³ have been mentioned in the pre-qualification and bidding documents for investors and contractors¹³⁴. Besides, the detailed regulations on providing and publishing information on procurement and contractor selection on the National e-Procurement System¹³⁵ have incorporated sustainable procurement criteria (also known as sustainable public procurement or green public procurement), which offer incentives and encouragement for contractors to apply environmental/green criteria when participating in bidding process¹³⁶.

Furthermore, in 2022, the Ministry of Planning and Investment issued a number of Circulars detailing guidelines on the bidding document templates for bidding packages subject to the regulations of the Comprehensive and Progressive Agreement for Trans-Pacific Partnership (CPTPP), the Free Trade Agreement between the Socialist Republic of Viet Nam and the European Union (EVFTA), the Free Trade Agreement between the Socialist Republic of Viet Nam and the United Kingdom and Northern Ireland (UKVFTA), in which sustainable procurement criteria were incorporated into the technical evaluation criteria of the bidding packages, offering incentives and encouragement for contractors to propose technical solutions related to sustainable procurement¹³⁷.

However, due to the lack of consistency and specific regulations, the progress of green sustainable public procurement is still limited, hence unable to assume the lead in the green sustainable procurement market.

6.12.8. Target 12.8: By 2030, ensure that citizens everywhere have the relevant information and awareness of sustainable development and lifestyles in harmony with nature (Global target 12.8)

The communications and education activities to enhance awareness on environmental protection and sustainable development continue to be implemented, with a special focus on activities targeting the change in consumer habits towards single-use plastic products and encourage the use of environment-friendly alternative products. In 2016, the “Action Month for Environment” was first launched with a range of events and activities that attracted the participation and engagement of the community, achieving many remarkable results. The “Action month for Environment” has been continuously maintained since 2016 until now.

¹³² Environmental Protection Law (2020), Bidding Law (2013), State Budget Law (2015), National Green Growth Strategy, Climate Change Action Plan, National Action Plan on Sustainable Consumption and Production, Circular Economy Development Plan in Viet Nam.

¹³³ Includes: requirement for environmental protection and safety measures that the investors must ensure in accordance with environmental protection law during construction (excluding O&M contracts), management, operation and provision of public products or services; requirement for assessing negative environmental impacts and remedial measures; requirements for considering and assessing environmental standards and regulations as stipulated by the environmental law.

¹³⁴ Circular 09/2021/TT-BKHDT dated 16/11/2021 of the Minister of Planning and Investment providing guidelines for selection of investors for executing public-private partnership projects and investment projects involving land use.

¹³⁵ Circular No. 08/2022/TT-BKHDT dated 31/5/2022 of the Minister of Planning and Investment.

¹³⁶ The regulations have specified six technical criteria for technical evaluation, including 3 criteria related to environment: (i) geographical and environmental adaptability; (ii) Environmental impacts and mitigation measures; and (iii) sustainable procurement criteria (if required).

¹³⁷ Circular No. 12/2022/TT-BKHDT dated 30/6/2022 of the Minister of Planning and Investment detailing the application of bidding documents for procurement of goods for bidding packages within the scope of the CPTPP, EVFTA, UKVFTA; Circular No. 15/2022/TT-BKHDT dated 30/6/2022 of the Minister of Planning and Investment elaborating on the preparation of bidding documents for construction under the CPTPP, EVFTA, UKVFTA Agreements; Circular No. 21/2022/TT-BKHDT dated 30/9/2022 the Minister of Planning and Investment providing in detail the preparation of bidding documents for procurement of non-consultancy service for bidding packages within the scope of the CPTPP, EVFTA, UKVFTA Agreements.”

The strengthening of environmental education in schools continues to be emphasized through the implementation of the project “Incorporating environmental protection issues into the national education system”. Programs, curricula, and materials integrating environmental protection issues have been developed. Additionally, videos, comics, posters, and leaflets related to environmental protection education have also been developed to serve teaching and learning purposes in schools nationwide.

Providing information and communication through various media channels are being strengthened; numerous television and radio programs on environmental protection are produced and broadcasted on national Television channels, the Voice of Viet Nam, and local radio and television at the district and commune levels to disseminate messages on environmental protection and sustainable development.

Furthermore, during the period of 2016 - 2022, the participation of mass organizations, residential communities, and socio-political organizations has been effectively attracted and mobilized. At central level, the Ministry of Natural Resources and Environment and the Standing Committee of the Viet Nam Fatherland Front Committee have signed cooperation programs for performing tasks in the field of natural resources and environment for the period of 2016-2020, 2021-2025 aiming to mobilize the strength of the entire population to participate in the management and reasonable use of natural resources and environment protection, respond to climate change, and contribute to promoting the sustainable development of the country.

Many localities have successfully built models and movements for environmental protection and sustainable development, such as: waste collection models, environmental protection in building new-style rural areas; combined models for treating pesticide packaging at hazardous waste treatment establishments; waste treatment models in craft villages; the application of advanced production technologies in the craft villages to minimize the discharge of waste into the environment. Many eco-industrial parks towards green growth and sustainable development have been established and developed throughout the country.

6.12.9. Target 12.9: Improve taxation and pricing policies on fossil fuels and at the same time, adopt appropriate policies to protect the poor and other individuals and groups who are vulnerable to likely negative impacts (Global target 12.c)

Viet Nam has adopted economic measures to restrict the use of fossil fuels and promote environmental protection, as prescribed in relevant legal documents¹³⁸. Below is some relevant information:

- Regarding natural resources tax

The Law on Natural Resources Tax No. 45/2009/QH12 dated November 25, 2009 stipulates that “Non-metallic minerals” including “pit anthracite coal; open-cast anthracite coal, lignite and fat coal, other coal” are subject to natural resource tax. The tax rates for coal have been flexibly adjusted over different periods to ensure the compliance with the principles of state management of natural resources; promote reasonable and efficient protection, exploitation, utilization of natural resources, ensure state budget revenue and stabilize the market¹³⁹.

In addition, the Law on Natural Resources Tax stipulates that “crude oil, natural gas and coal gas” are levied natural resources tax. The current law on natural resources tax does not stipulate tax subsidies for these

¹³⁸ Law on Environmental Protection (2020), Law on Environmental Protection Tax, Law on Special Consumption Tax (2008, amended in 2014 and 2016 and 2022), Law on Natural Resources Tax (2009).

¹³⁹ Resolution No. 1084/2015/UBTVQH13 dated 10/12/2015 of the Standing Committee of the National Assembly.

natural resources as they are owned by the State, all organizations and individuals exploiting natural resources are liable to natural resources tax and must pay royalties to the State.

- Regarding the environmental protection tax¹⁴⁰

The Law on Environmental Protection Tax, stipulates that “petroleum, oil, coal” are subject to environmental protection tax. For mixed fuels containing biofuels and petroleum, oil, fossil-based lubricants, the Environmental Protection Tax is only levied on the portion of petroleum, oil, and fossil-based lubricants.

- Regarding environmental protection fees for mineral exploitation

The environmental protection fee for mineral exploitation is currently being implemented in accordance with the provisions of Decree No.164/2016/ND-CP dated December 24, 2016 of the Government. Accordingly, the fee is calculated based on the quantity of exploited raw minerals, without any preferential exemptions, reductions, or subsidies for the environmental protection fee for mineral exploitation. Currently, the Ministry of Finance is studying and reviewing to improve policies on environmental protection fees for mineral exploitation.

- Regarding the transparency in the structure of fossil fuel pricing

The price of fossil fuels commodities such as gas, coal, petroleum is currently determined based on market mechanisms; with the prices of petroleum and oil being transparently structured through a specific pricing basis as stipulated in Decree No. 83/2014/ND-CP dated September 3, 2014 on petroleum and oil trading. Annually, the Ministry of Finance regularly coordinates with the Ministry of Industry and Trade to issue regulatory documents on the pricing of domestic petroleum and oil market, ensuring their alignment with fluctuations in global petroleum and oil prices. Despite the numerous fluctuations in prices of oil and petroleum products throughout the year, through proactive and flexible management combined with measures such as provision and utilization of Petroleum Price Stabilization Fund, it has contributed to preventing drastic price fluctuations, curbing inflation, and maintaining macroeconomic stability. Furthermore, the fluctuations of global petroleum and oil price, basis and principle price as well as the necessity of managing domestic petroleum and oil price have also been disclosed.

However, in the coming time, Viet Nam should continue to improve tax and price policies for fossil fuels and at the same time develop appropriate policies to protect the vulnerable groups from possible negative impacts. In the short term, it is necessary to conduct specific macroeconomic studies in the context of energy transition to grasp opportunities for developing cleaner energy sources, and ensuring national energy security and social equity.

¹⁴⁰ Law No. 57/2010/QH12, come into effect from 01/01/2012



GOAL 13:

Respond in a timely and effective manner to climate change and natural disasters

Viet Nam has issued and implemented the National Strategy on Climate Change. The scenarios of climate change and sea level rise were first developed in 2019 and updated and revised in 2012, 2016, 2020

Viet Nam commits to net zero emissions by 2050 at COP26

Climate change matters have been institutionalized and integrated into development strategies, policies and plans in different periods of time, including: the Law on Environmental Protection and other laws; socio-economic development strategies and policies; master plans and specific plans across sectors and industries



By the end of 2021, **55/63 provinces and cities** have issued and executed Action Plans to implement the Paris Agreement on Climate Change, **reaching the rate of 87.3%**



Developed and issued **108,874** manuals and documents guiding the implementation of regionally-adapted activities on **disaster preparedness, responses and recovery** at community level



Collect and update information on **1,536 disaster risk maps** for about **592 communes**



The system of hydrometeorological forecasting and warning from central to local levels is organized according to **3 forecasting levels**; hydrometeorological forecasting and warning technologies are constantly being renovated and developed



Organize drills on natural disaster prevention, control and mitigation in for communities at the commune level



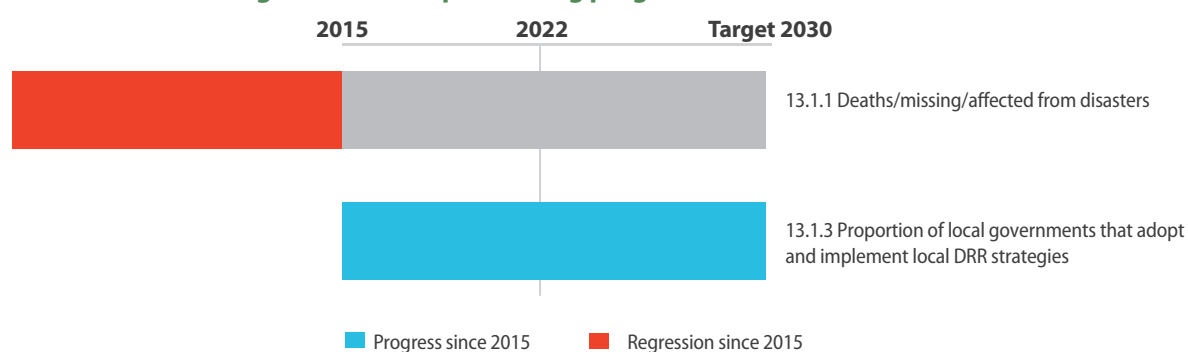
Despite multiple efforts, Viet Nam is considered one of the countries that are most heavily affected by climate change. Hence, Viet Nam is required to continue with its endeavor to improve the resilience of the people and the society against natural disaster risks and climate change.

Highlights:

Viet Nam always makes best efforts to respond promptly and effectively to climate change and natural disasters through the consolidation of laws, strategies, and relevant policies; fulfil international commitments, particularly the commitment to achieve net-zero emissions by 2050 and encourage ministries, sectors, and localities to actively implement the Paris Agreement on Climate Change. Up to now, 87.3% of centrally governed provinces and cities have issued Action Plans to implement the Paris Agreement on Climate Change. The proactive goals of effective adaptation including reducing vulnerability, losses and damages caused by climate change, mitigating negative impacts of climate change on vulnerable groups, reducing greenhouse gas emissions, seizing opportunities from climate change response to shift the growth model, and enhancing the resilience and competitiveness of the economy are emphasized in the National Strategy on Climate Change. Moreover, Viet Nam also actively implements the National Strategy and Action Plan on Green Growth and promotes the integration of climate change adaptation into the national, sectoral, and local socio-economic development plans. In 2022, Viet Nam updated its Nationally Determined Contributions (NDC), aligning with its commitments at COP26. Viet Nam regularly updated its Climate Change and Sea Level Rise Scenarios in 2009, 2012, 2016 and 2020. Despite the numerous efforts, Viet Nam is considered one of the countries that are most severely affected by climate change. The increasing occurrence of extreme weather and climate changes, complex and unpredictable natural disasters have significant impacts on the population and various sectors. This requires Viet Nam to continue to make greater efforts to enhance the resilience of society and communities to the risks posed by natural disasters and climate change.

According to UNESCAP's assessment method, Viet Nam performed very well in terms of the target of the percentage of local authorities developing and implementing disaster risk reduction strategies. Regarding the target of reducing the number of deaths and missing persons due to natural disasters, the progress was slow, even falling behind compared to 2015. This indicates that this issue continues to require special attention in the coming period.

Figure 82: The implementing progress of SDG 13 indicators



Source: UNESCAP and MPI

6.13.1. Target 13.1: Strengthen resilience and adaptive capacity to climate-related hazards and capacity in responding to natural and other disasters (Global target 13.1)

Viet Nam always makes best efforts to respond promptly and effectively to climate change and natural disasters through the consolidation of laws, strategies, and relevant policies; fulfil international commitments, particularly the commitment to achieve net-zero emissions by 2050 and encourage ministries, sectors, and localities to actively implement the Paris Agreement on climate change. The goals of effective adaptation including reducing vulnerability, losses and damages caused by climate change, mitigating negative impacts of climate change on vulnerable groups, reducing greenhouse gas emissions, seizing opportunities from climate change response to shift the growth model, and enhancing the resilience and competitiveness of

the economy are emphasized in the National Strategy on Climate Change. Moreover, Viet Nam also actively implements the National Strategy and Action Plan on Green Growth and promotes the integration of climate change adaptation into the national, sectoral, and local socio-economic development plans. By the end of 2021, 55 out of 63 provinces issued and implemented Action Plans to implement the Paris Agreement on climate change, reaching a rate of 87.3%¹⁴¹.

Viet Nam first developed its Climate Change and Sea Level Rise Scenarios in 2009, which were then updated in 2012, 2016 and most recently in 2020. The updated version of the 2020 Climate Change Scenario used the latest publications of the Inter-governmental Panel on Climate Change, the latest results from global climate models, meteorological and hydrological monitoring data, satellite-measured sea level data and topographic data. In particular, the scenarios were developed based on updated monitoring data and digital elevation model (DEM) data up to 2020, incorporating 10 global models and 6 regional models to predict detailed scenarios of climate change and sea-level rise, as well as risks of inundation due to sea-level rise to Viet Nam's district-level administrative units, islands, and archipelagos. Viet Nam periodically reviews, updates, and monitors the target of its Nationally Determined Contribution (NDC). Accordingly, the latest NDC of Viet Nam has incorporated new commitments and efforts in fulfilling its net-zero emissions target by 2050 which was announced at COP26.

The system of policies related to disaster prevention and control is synchronously promulgated in line with the Law on Natural Disaster Prevention and Control (2013) and other related policies, including the National Strategy for Natural Disaster Prevention and Control over different periods¹⁴². During the implementation of the National Strategy for Natural Disaster Prevention and Control, all levels and sectors have applied innovative approaches to implement natural disaster prevention and control measures that are appropriate to natural conditions and response capacities of each region, with a focus on measures such as: issuing local natural disaster prevention and control plans, improving forecasting ability and timely warning affected areas, organizations and people to proactively respond; reviewing and practising natural disaster response plans.

Natural disaster prevention and control infrastructure such as monitoring stations, dikes, reservoirs, irrigation works, boat anchoring areas, etc. continues to be invested in and effectively utilized. The dike system is an important flood prevention and control structure, which has been and being the focus for investment and improvement, especially at key locations. The total length of the national dike system is 40,270km, distributed across 50 provinces.

Despite many efforts, Viet Nam is considered one of the countries that is most severely affected by climate change. The increasing occurrence of extreme weather and climate changes, complex and unpredictable natural disasters have significant impacts on the population and various sectors. The infrastructure for natural disaster prevention and control is still weak, incomplete, and not capable enough to withstand prolonged and severe natural disasters. Disaster prevention and control structures such as reservoirs, dams, dikes, embankments, drainage systems, anti-drought and flood system, boat anchoring areas to avoid storms are not yet fully synchronized, with many damaged and deteriorated structures and not being timely addressed, resulting in low effectiveness.

6.13.2. Target 13.2: Integrate climate change measures into national development policies, strategies, master plans, and plans (Global target 13.2)

Climate change issues have been institutionalized and integrated into various strategies, policies, and

¹⁴¹ In order to implement climate change response activities, 100% of provinces and centrally governed cities have developed Climate Change Action Plans. Some provinces and cities have incorporated contents related to the implementation of the Paris Agreement on climate change into their Climate Change Action Plan, which have been issued.

¹⁴² National Strategy for Disaster Prevention, Control and Mitigation by 2020 and National Strategy for Disaster Prevention and Control by 2030, with a vision to 2050.

development plans over different periods, including: the Law on Environmental Protection and other Laws, the Socio-Economic Development Strategy and Plan, and policies, plans in different sectors and fields.

The Law on Environmental Protection No. 72/2020/QH14 in 2020, includes a Chapter on climate change response. Accordingly, the Law has provided comprehensive provisions on climate change adaptation, greenhouse gas emission mitigation, and protection of the ozone layer; integrated climate change response into strategies and planning; established a national database on climate change; developed national reports on climate change response; and implemented international commitments on climate change and ozone layer protection. The Law has first time established provisions on the organization and development of carbon markets as a tool to promote greenhouse gas emission reduction goals and contributed to fulfilling Viet Nam's commitments on climate change.


The Socio-Economic Development Strategy for the period 2021-2030 sets a target of reducing greenhouse gas emissions by 9% by 2030. Resolution No. 81/2023/QH15 of the National Assembly on the National Master Plan for the period 2021-2030, with a vision to 2050, sets a goal of "Having a good quality environment, harmonious society with nature, and efficient development towards low-carbon direction; striving to achieve the national net-zero emissions target by 2050 at the earliest".

6.13.3. Target 13.3: Educate, raise awareness, and strengthen human and institutional capacity on early warning, climate change response and disaster risk reduction (Global target 13.3)

In recent years, there have been fundamental changes in awareness in the selection and determination of contents for disseminating information about natural disaster prevention and control for the people. Various forms of dissemination with the participation of the whole society have been implemented, such as developing television programs, documentaries on natural disaster prevention and control; developing Facebook pages dedicated to natural disaster prevention and control with many attractive programs, news, articles to boost interaction and attract user participation like livestream programs, forums; sending warning messages about natural disasters through telecommunication networks to millions of subscribers in affected areas to minimize loss of life and property caused by natural disasters; developing and distributing 108,874 handbooks and instructional manuals for implementing community activities related to preparedness, response and recover after natural disasters suitable for each region; collecting and updating information on 1,536 sets of natural disaster risk maps for approximately 592 communes; and organizing community drills on natural disaster prevention and control for the communes, etc.


The initial results have been recognized by various levels and sectors, especially among fishermen and people living in remote and disaster prone areas. The dissemination efforts have had an impact on people's lives and contributed to minimizing losses of human life and property caused by storms and floods. In general, the dissemination has significantly influenced people's lives, improved their awareness, and contributed to natural disaster prevention and control efforts, reducing human life and property losses caused by natural disasters.

The system of meteorological and hydrological forecasting and warning is organized by three levels from central to local ones; the technology for meteorological and hydrological forecasting and warning is constantly being innovated and developed. There are 116 disaster warning and monitoring systems installed in communities. However, the monitoring system still does not fully meet the needs of forecasting work, especially in measuring rainfall in mountainous areas, upstream rivers, and monitoring at the seas or in active storm areas. The biggest limitation currently lies in the forecasting of quantitative rainfall and the intensity of storms with a long-term range. The further out the forecast, the larger the errors, and without continuous bulletin updates, the reliability of the forecast information would not be ensured.



GOAL 14:

Conserve and sustainably use the oceans, the sea, and marine resources for sustainable development



The quality of inshore and offshore sea water is within the allowable limits of the Vietnamese Standards. The rate of coastal water quality monitoring points meeting the technical requirements under national regulations reached 99% for organic matter pollution parameters (NNH4+) and 92% for parameters of total grease in 2020. However, the risk of marine environmental pollution is substantially high due to socio-economic activities



Seagrass ecosystems in Viet Nam, coral reefs, coastal mangroves are shrinking and degrading. However, the projects of afforestation and mangrove restoration have achieved initial results

140 projects on protection and development of coastal forests implemented in 27/28 coastal provinces;

295,000 hectares of coastal forests have been protected;

22,390 hectares of new afforestation and reforestation along the coast;

4 million scattered trees planted



PREVENTION OF IUU

Viet Nam has taken many drastic actions to prevent and combat illegal, unreported and unregulated (fishing (IUU) including international cooperation to both prevent IUU and ensure people's livelihoods



There are 12/16 marine protected areas in operation with a total area of 185,000 hectares, equivalent to 0.185% of the natural marine area of Viet Nam. This result did not meet the planned target



Viet Nam always actively participate in and promote WTO negotiations on fisheries subsidies to expedite a satisfactory solution for the parties

As a lower-middle-income developing country, Viet Nam's, coastal, marine and island ecosystems are under great pressure from socio-economic development and environmental pollution. Fish and seafood reserves are increasingly shrinking due to overfishing. These are huge challenges for Viet Nam in the process of implementing SDG 14.

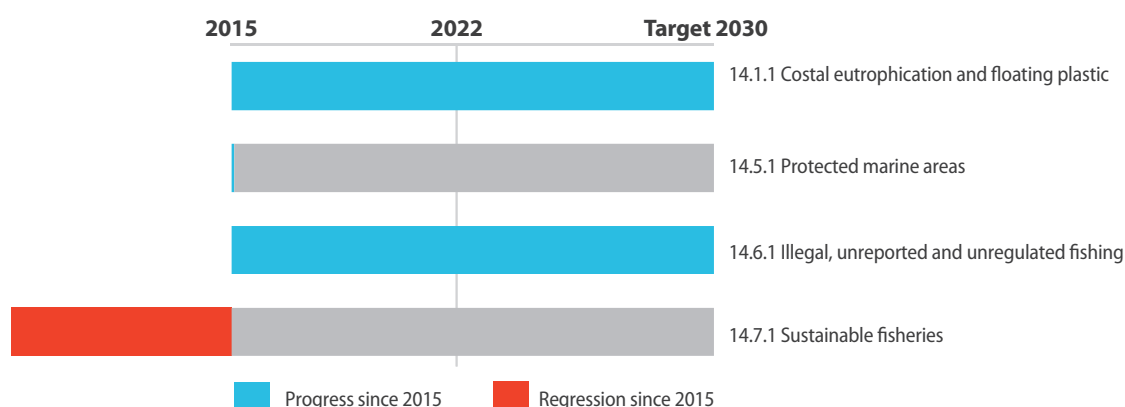


Highlights:

As a country with a long coastline, Viet Nam has made significant efforts to conserve and sustainably use its oceans, seas, and marine resources for sustainable development through strategies and policies regarding resource conservation, marine environmental protection, and management of aquatic resources in a sustainable manner. Viet Nam is currently implementing the Strategy for the Sustainable Development of Viet Nam’s Marine Economy by 2030, with a vision to 2045. The measures to prevent and control marine pollution have helped maintain the water quality of the coastal areas and oceans within permissible limits. Although the coastal and marine conservation areas are still modest in size, they have contributed to the management and protection of coastal ecosystems, particularly mangrove forests. The rapid increase in the proportion of aquaculture has also reduced the pressure on the exploitation of natural marine resources. In 2020, the percentage of coastal water quality monitoring points meeting the national technical standards for organic pollution parameters (N-NH4+) was 99% and for total oil and grease parameters was 92%. Viet Nam’s aquaculture production increased from 6.5 million tons in 2015 to 8.4 million tons in 2020, with an average annual growth rate of about 4.6%. However, as a developing country with a low average income, the coastal, marine and island ecosystems are facing significant pressures from socio-economic development and environmental pollution; the volume of aquatic resources and seafood is shrinking due to overexploitation. It can be said that achieving SDG 14 poses a significant challenge for Viet Nam.

According to the UNESCAP’s assessment method, the indicators of coastal water quality and implementation of international tools to combat illegal fishing are performing well, exceeding the 2022 milestone. Meanwhile, the indicators regarding the area of marine conservation zones and the proportion of sustainable fishing have not shown progress or have even regressed, posing significant challenges in achieving SDG 14.

Figure 83: The implementing progress of SDG 14 indicators



Source: UNESCAP and MPI

6.14.1. Target 14.1: By 2030, prevent, significantly reduce, and control marine production, particularly pollution from land-based activities, including solid waste, wastewater, and organic substances pollution (Global target 14.1)

Viet Nam has always been concerned about marine environmental protection. Accordingly, the system of policies and laws has been continuously improved and has shown initial effectiveness. The Strategy for the sustainable development of Viet Nam’s marine economy by 2030, with a vision to 2045, emphasizes the sustainable development perspective of “no trade-off between the environment and marine economic development”. The resolution provides a clear perspective on sustainable development of the marine economy based on green growth, biodiversity conservation and marine ecosystems. Related laws and policies also contain provisions to ensure effective management and sustainable development of the marine and its resources.

The marine environmental monitoring activities are carried out periodically. Inspection and monitoring focus on the implementation of mechanisms, policies and laws related to marine, island resources and environment, including: comprehensive management of marine, island resources and environment; monitoring sea dumping activities; establishing and managing coastal protection corridors; documenting and managing island resources; controlling marine and island environmental pollution; controlling waste sources and discharge management onshore and offshore; allocating and utilizing marine areas; monitoring and assessing risks, and addressing the consequences of oil spills incidents on the sea.

In terms of coastal seawater quality, it is still relatively good, with most of the monitored parameters meeting the technical standards QCVN 10-MT:2015/BTNMT. However, in some coastal aquaculture zones such as bays, coastal lagoons; boat anchoring areas, and estuaries near the coast, etc., localized pollution can occur due to the presence of nitrogen, phosphorus compounds and suspended solids. The offshore marine environment is relatively stable and experiences minimal fluctuations, with the average values of the monitored parameters meeting the permissible standards according to QCVN 10-MT:2015/BTNMT. In 2020, the rate of coastal water quality monitoring sites meeting the requirements of the national technical standards reached 99% for organic pollution parameters (N-NH₄⁺) and 92% for total oil and grease parameter¹⁴³.

However, the implementation of target 14.1 still faces many difficulties and challenges, specifically: legal regulations, especially administrative sanctions in the field of marine resources and environment, are still under development and there is a lack of specialized inspection forces for marine and island areas, leading to limitations in monitoring the enforcement of marine environmental protection regulations; the coordination among ministries, sectors and localities in responding to marine environmental incidents is still limited; unplanned development in certain fields such as aquaculture, coastal encroachment for tourism and coastal service is still complicated; rapid economic development along with pollution from waste, especially plastic waste from the mainland and urban areas, coastal communities put increasing pressure on the marine environment, etc.

6.14.2. Target 14.2: By 2030, strengthen management and protection of marine and coastal and island ecosystems in order to avoid significant adverse impacts and improve the health and resilience of oceans (Global target 14.2)

Viet Nam's coastal ecosystem is rich with nearly 400,000 hectares, including lagoons (100,000 hectares) and tidal marshes (290,000 hectares) and seagrass ecosystems (nearly 6,000 hectares) and more than 122,000 hectares of coral reefs which are home to more than 11,000 species of organisms¹⁴⁴.

Some activities aimed to restoring and naturally regenerating coastal mangrove forests as well as developing forests in critical areas to form a resilient green belt along the coastline from Mong Cai to Ha Tien, continue to be implemented. Here are some notable results of the project for the protection and development of coastal forests in response to climate change during the period of 2015-2020 according to Decision No. 120/QĐ-TTg dated January 22, 2015, of the Prime Minister (Project 120):

- There were 140 projects on the protection and development of coastal forests implemented across 27 out of 28 coastal provinces with funding from various programs and sources. These projects resulted in the protection of over 295,000 hectares of coastal forests. Afforestation and reforestation were carried out, covering an area of 22,390 hectares of coastal forests and 4 million scattered trees.

¹⁴³ Ministry of Natural Resources and Environment.

¹⁴⁴ Ministry of Natural Resources and Environment, 2021c. National Environmental Status Report for the period of 2016 - 2020.

- Many construction items were implemented to protect the coastline, support forest protection and development, such as: restoration of dikes and embankments, construction of soft wave-breaking walls, sediment retention for land accretion, creation of forest planting areas, establishment of forest protection stations, checkpoints, observation towers, construction of firebreaks and patrol roads, and forest protection measures.
- There are efforts being made to raise awareness and responsibility of various levels, sectors, and social stakeholders, as well as to attract the attention and support of international organizations for the protection and development of coastal forests. This is aimed to increasing the area and quality of forests, enhancing the protective role of coastal forests; fulfilling commitments and responsibilities to the international community in responding to climate change and sea-level rise.

Although the area of newly and supplementary planted forests reached 104% according to the Decision No. 770/QĐ-TTg dated June 23, 2019 of the Prime Minister, it has not yet achieved the initial targets and objectives set by the Project 120. Many coastal afforestation projects are being implemented slowly; some projects require changes in planting locations or multiple reforestations attempts to successfully establish forests. The conversion of land use purpose for coastal afforestation to other purposes, encroachment of forest land for aquaculture, fishing and other illegal activities remains complicated, directly impacts the progress and outcomes of coastal afforestation.

The recent research results have shown that marine and island ecosystems along the length of Viet Nam's coastline are deteriorating to varying degrees due to the impact of environmental pollution, climate change and other economic activities. Preventing degradation of marine and island ecosystems is a major challenge for ministries, sectors, and localities. Some ecosystems have reached an alarming state of degradation and without appropriate and timely management solutions, they may disappear within a few years.

6.14.3. Target 14.3: Minimize and address the impacts of ocean acidification, including enhanced scientific cooperation at all levels, in the context of climate change (Global target 14.3)

Regarding Viet Nam marine acidity (pH), the proportion of off-shore monitoring stations with an average pH level meeting national technical standards reached 100% in 2015¹⁴⁵, however, the initial studies on ocean acidification¹⁴⁶ have indicated that the highest pH values recorded are 8.1223 ± 0.0944 (in Phu Quy reef area) and 8.1298 ± 0.0539 (in Nha Trang Bay) and these data are similar to the conditions observed in other marine areas around the world. Viet Nam has not yet had specific regulations, so it has not implemented any activities to mitigate and handle the impacts of ocean acidification.

6.14.4. Target 14.4: By 2020, effectively manage harvesting, and end overfishing, illegal, unreported and unregulated fishing (IUU) and destructive fishing practices; implement science-based management plans, in order to restore fish stocks in the shortest time feasible, at least to levels that can produce maximum sustainable yields as determined by their biological characteristics (Global target 14.4.)

The Government of Viet Nam is determined and has taken many strong actions to prevent and combat illegal, unreported and unregulated (IUU) fishing, including international cooperation to both prevent IUU fishing and ensure livelihoods of the people, as well as improve legal framework.

¹⁴⁵ Viet Nam, 2021. National report 2020: Progress of 5-year implementation of sustainable development goals..

¹⁴⁶ Some initial results on the research of ocean acidification in the Southern coastal areas of Viet Nam (30/05/2022): <https://vast.gov.vn/web/guest/tin-chi-tiet/-/chi-tiet/mot-so-ket-qua-ban-%C4%91au-ve-nghien-cuu-axit-hoa-%C4%91ai-duong-vung-bien-phia-nam-viet-nam-43960-2.html>.

The Fisheries Law issued by the National Assembly in 2017 legalized the prohibitions of illegal, unreported, unregulated (IUU) fishing, including the European Commission's recommendation. Accordingly, those recommendations are reflected in the following contents: regulating the quantity and allocation of fishing license quotas in different coastal areas and decentralizing the licensing authority to local authorities; regulating the management of output within the quotas for migratory and herding species. Regarding the regulations on IUU fishing and strict sanctions against vessel owners and captains violating the regulations, the maximum penalty for individuals can be up to 1 billion VND.

Viet Nam has intensified its efforts related to the implementation of measures to prevent and combat IUU fishing in order to remove EU's yellow card. These efforts include: disseminate and mobilize fishermen to comply with fishing regulations; provide guidance to fishermen to report information on vessels engaged in illegally fishing with prohibited fishing gears, and foreign vessels conducting unauthorized fishing in Vietnamese waters; reorganize the work of issuing Certification, recognize the origin of aquatic products in provinces, strengthen management of fishing labour, especially juvenile labour, comply with labour regulations and international laws; prohibit and end the illegal fishing boats and fishermen in exploiting aquatic products in authorized marine areas; and publish a list of offending fishing vessels on the website of the Directorate of Fisheries.

Near-shore fishing is gradually managed through measures to control the number of fishing vessels, change the career structure, and encourage the development of offshore fishing. At the same time, localities have actively issued regulations banning destructive fishing methods such as using electric pulses, diving, chemicals, etc.; prioritize the development of sustainable fishing practices such as trap and net fishing combined with light attraction, hook, and line fishing.

The restructuring of fishery logistic service and offshore production systems follows a collective economic model for offshore fishing and a co-management model for onshore fishing. The promotion of production along the value chain and the development of cooperative production to link fishing vessels into groups, production teams has initially attracted a large number of fishermen due to its obvious effectiveness in reducing operating costs, increasing productivity, providing support in times of difficulty, and contributing to ensuring national security and fisheries safety.

The fishing intensity (number of fishing vessels) has remained high compared to the sustainable capacity of aquatic resources¹⁴⁷. Although quotas for fishing licenses have been determined and imposed, and the construction of new fishing vessels has been temporarily suspended, the EC's requirements for reducing fishing intensity have not been fully met. The inspection and handling of violations in fisheries exploitation still face many shortcomings and does not bring high efficiency (the organizational system is not fully completed, vessels and equipment are lacking, and the operating expenses does not meet the requirements).

6.14.5. Target 14.5: By 2030, ensure that the area of coastal and marine protected areas reaches 3-5% of the total natural area, based on available scientific information and in line with national and international laws (Global target 14.5)

Up to now, 16 marine areas have been identified and planned as marine conservation areas for management, of which 12 areas have already been put into operation, covering a total area of 185,000 hectares, equivalent to 0.185% of Viet Nam's natural marine area.

¹⁴⁷ The report on the marine environmental status during the period of 2016 – 2020 indicates that approximately 80% of the fish volume in offshore areas has been exploited, with 25% of them being overexploited or depleted. There has been a significant decline in fishing yields, and many other marine species are at risk of extinction.

The development of livelihood conversion models for households who are dependent on exploiting natural resources from marine protected areas has always been concerned. Several models of livelihood conversion have been tested and successfully applied in marine protected areas, contributing to improving the livelihoods of people living in and around marine protected areas, reducing pressure on resource exploitation in marine protected areas.

The “Master Plan Planning on the protection and exploitation of aquatic resources for the period 2021-2030, with a vision to 2050” and the “Scheme for expansion and establishment of new marine protected areas, aquatic resource protection and marine ecosystem restoration by 2030” are being developed and identified to establish and put into operation of new marine protected areas, aquatic resource protection areas, time-limited exploitation restriction areas, wetland conservation areas, restoration areas for coral reef, seagrass beds and mangrove forests to ensure that by 2023, the total marine protected areas and aquatic resource protection areas will reach 3 – 6% of the natural area of Viet Nam’s marine.

However, investment in marine protected areas is still limited. The central budget focusses on conducting surveys and developing detailed planning for the establishment of marine protected areas, while infrastructure investment for these areas mainly comes from local budgets and support from development partners. Compared to actual demand, the activities of creating alternative livelihoods for people living in and around marine protected areas are still extremely limited, especially the sustainability of the models. Many models only work effectively when supported by projects. When the project ends, these models cannot be maintained due to the lack of operation funds.

6.14.6. Target 14.6: By 2030, strictly prohibit all forms of fisheries subsidies that may lead to overfishing or that may contribute to IUU fishing and create enabling conditions for WTO’s fisheries subsidies negotiations (Global target 14.6.)


Based on the decision of the 11th WTO Ministerial Conference, the negotiators have been tasked with ensuring an agreement on principles to eliminate subsidies for illegal, unreported, and unregulated (IUU) fishing and to prohibit certain forms of fisheries subsidies that contribute to overfishing. Additionally, the agreement also includes provisions on special and differential treatment for the developing and least developed members of the WTO.

Viet Nam always actively participates and promotes negotiations in order to early achieve a satisfactory solution for all parties. Viet Nam’s active participation in WTO negotiations on fisheries subsidies demonstrates its commitment and responsibility towards sustainable fisheries development, IUU fishing prevention, aiming to achieve the goal of conserving, and sustainably utilizing marine resources according to the Strategy for Sustainable Development of Viet Nam’s Marine Economy by 2030, with vision to 2045.



GOAL 15:

Protect and sustainably develop forest; conserve biodiversity, develop ecosystem services; combat desertification; prevent the degradation of and rehabilitate land resources



Vietnam's total wetland area **>11.8 million hectares** (excluding seasonally flooded rivers and streams, hot water and mineral water springs) **≈37%** of Vietnam's **total natural land area**



2,900 billion VND/year

Total revenue from forest environmental services (2018-2021)



LAND FOR FORESTRY PURPOSES SLIGHTLY INCREASED

2018 **14.94** million hectares → 2020 **15.4** million hectares

Forest cover
2018 **41.65%** → 2022 **42.02%**

Total forest area
>14.7 million hectares
(As of the end of 2021)



Forest area
>10.1 million hectares natural forest
>4.5 million hectares planted forest

AREA OF DEGRADED LAND



a slight increase

2019 **35.6%** → 2021 **35.74%**

SHARING BENEFITS FROM GENETIC RESOURCES



In 2020, a total of **88,968 genetic resources** were collected, an increase of 3.12 times compared to 2010. Viet Nam has issued legal regulations on mechanisms for accessing genetic resources and sharing benefits obtained from them

ACTIVE IN IMPLEMENTING THE CITES TREATY

Since 2018, the Vietnamese competent agencies have handled 136 criminal offenders who had illegally exploited, traded and consumed wild animals and plants, and punished them, appropriately



INVASIVE ALIEN SPECIES

19
invasive
alien
species



61
alien species
with **risk** of
invasion

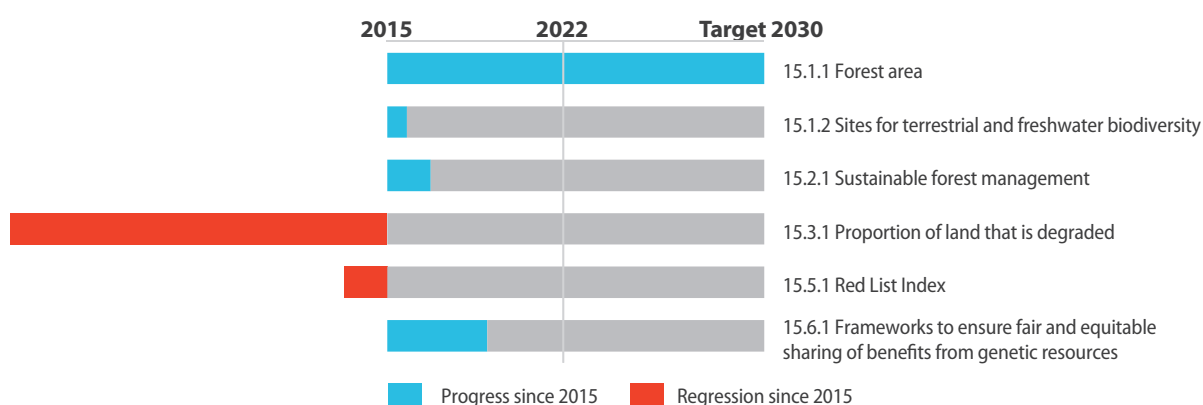
Viet Nam still faces many difficulties and challenges to achieve SDG 15 due to: i) The illegal and organized deforestation and logging bor complicated; (ii) Land degradation; (iii) Narrowing of natural habitats and the risk of extinction of some endangered species; iv) The exploitation, trade and consumption of endangered wild plants and animals and; v) Extremely limited Financial resources.

Highlights:

Forest ecosystems, especially those of national and international importance, as well as wetland ecosystems, are increasingly being conserved, utilized, and restored in a sustainable manner. The forest area was maintained at a stable level and increased from 41.65% to 42.02% during the period of 2018 - 2022. Many national policies such as environmental services payment policies, and policies on conservation and sustainable use of ecosystems and natural ecosystem services have had positive impacts on integrating biodiversity conservation with sustainable use of ecosystems, genetic resources and have been incorporated into the national strategy and plan for socio-economic development. During the period of 2018-2021, the total revenue from forest environmental services reached an average of nearly 2,900 billion VND/year, and the forestry land area was maintained and slightly increased from 14.92 million hectares in 2015 to 15.4 million hectares in 2020. However, Viet Nam still faces many difficulties and challenges in achieving SDG 15, which requires more comprehensive and decisive solutions in the coming time. The key issues that need to be addressed in the coming years include: i) illegal logging and organized deforestation with complex development; (ii) land degradation; (iii) narrowing of natural habitats and the risk of extinction for some endangered species; iv) inadequate control over the exploitation, trade and consumption of endangered wildlife and plants; v) limited financial resources for the implementation of state management of ecosystems, conservation areas in particular and biodiversity in general.

According to the UNESCAP’s assessment method, apart from the indicator of forest coverage ratio achieving positive results, exceeding the target of 2022, the other indicators are improving very slowly, and some even show a regression, such as the proportion of degraded land area and the list of threatened species. This indicates that the implementation of SDG 15 still faces significant difficulties and challenges.

Figure 84: The implementing progress of SDG 15 indicators



Source: UNESCAP and MPI

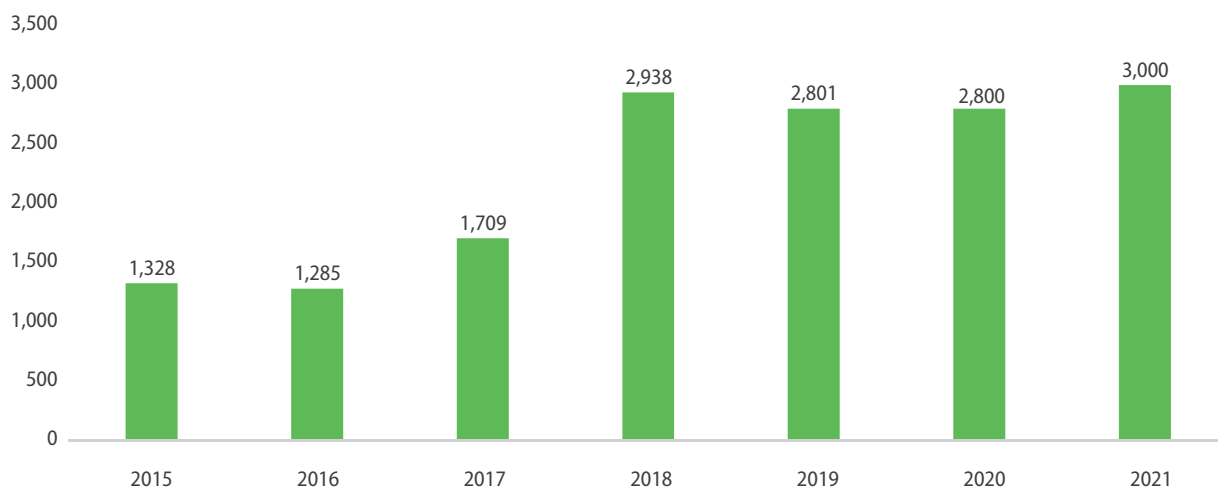
6.15.1. Target 15.1: By 2030, ensure conservation, restoration and sustainable use of important wetland ecosystems, ecosystem services, particularly forest ecosystems and drylands in line with obligations under international agreement (Global target 15.1)

The total area of wetlands in Viet Nam is more than 11,8 million hectares (excluding seasonal flooded areas, rivers, streams, hot springs, mineral water resources), accounting for 37% of Viet Nam’s total natural land area. Among them, the Mekong River Delta accounts for nearly 51% of Viet Nam’s wetland area, while the Red River Delta accounts for 13%. Currently, there are more than 300 nationally and internationally important wetland areas that have been identified and listed nationwide, and appropriate management regimes have been gradually adopted. There are also 63 important bird areas assessed for conservation status and a list of important migratory water bird areas has been compiled.

Currently, many conservation areas and national parks have implemented many programs, projects and activities for afforestation and forest ecosystem restoration. Hundreds of hectares of degraded forests have been restored and developed stably, contributing to increasing forest coverage areas nationwide. The results of coastal afforestation during the period of 2015 - 2020 are estimated to reach 25,000 hectares¹⁴⁸.

Conservation, restoration and sustainable utilization of ecosystems, including wetlands, forest ecosystems and their services, have brought significant benefits to the socio-economic development of the country and localities, as well as providing resources for forest protection, in which one of the major achievements in this regard is the implementation of payment for environmental services (PES) policies. Revenue from forest environmental service payments currently accounts for 22% of the total annual investment in the forestry sector by society. The forest area receiving payment for forest environmental services increased from nearly 1.4 million hectares in 2011 to over 6.8 million hectares in 2020. From 2018 to 2021, the payment for forest environmental services was expanded to cover other ecosystem services such as forest carbon sequestration and storage; provision of spawning grounds, food sources, and natural seed, using water from forests for farming aquaculture. Policies for implementing payments for other natural ecosystem services are currently being developed.

Figure 85: Total revenue from forest environmental services during the period of 2015 - 2021 (billion VND)



Source: Ministry of Agriculture and Rural Development

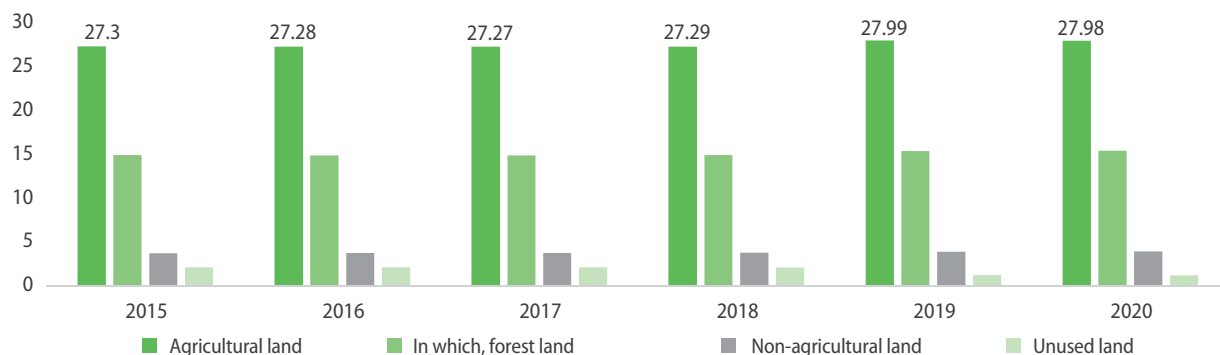
6.15.2. Target 15.2: By 2020, fundamentally reduce the transfer of forest lands to other usages; by 2030, strengthen the implementation of sustainable management of forests of various types, halt deforestation, restore degraded forests, promote afforestation and reforestation, increase the forest cover to approximately 45% of the country's land areas (Global target 15.2)

The forest area remained relatively stable in the pre-2017 period. However, in the period of 2018-2020, this area increased from 14.94 million hectares to 15.40 million hectares, ensuring the basic target of reducing the conversion of forest land to other purpose¹⁴⁹.

¹⁴⁸ Ministry of Natural Resources and Environment, 2021, Summary Report on the Implementation of the National Biodiversity Strategy by 2020, with a vision to 2030.

¹⁴⁹ Ministry of Natural Resources and Environment, 2021. National Environment Status Report 2016-2020.

Figure 86: Status of land use in the period of 2015 - 2020 (million hectare)



Source: National Environmental Status Report 2016 - 2020

Thanks to the efforts of the government and the people in enhancing sustainable forest management, strictly combating deforestation, restoring degraded forest, and promoting afforestation and reforestation, the forest area and forest coverage continue to increase. Accordingly, by the end of 2021, the total forest area exceeded over 14.7 million hectares, including over 10.1 million hectares of natural forests and over 4.5 million hectares of planted forests.

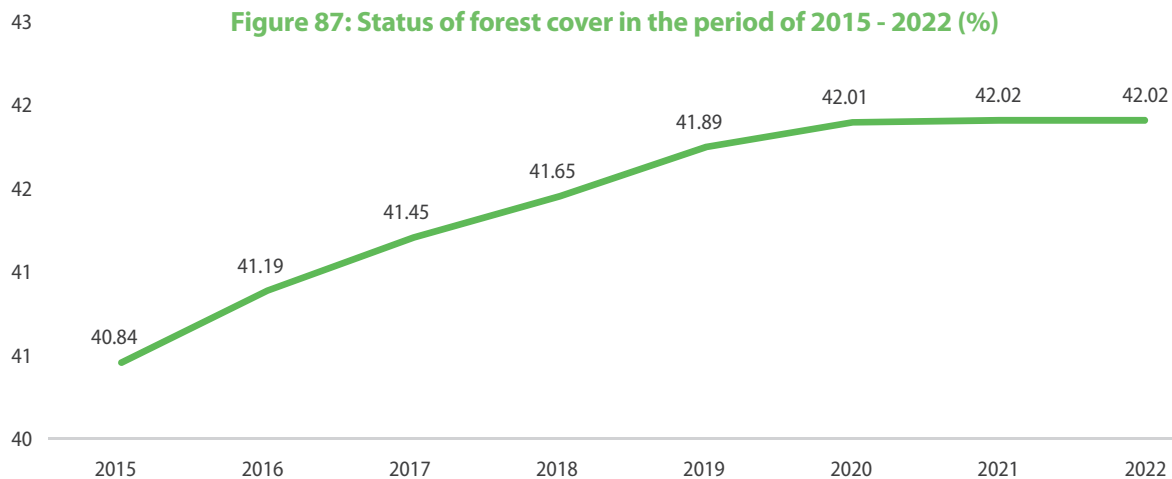
Table 12: Current forest area (ha)

Year	2018	2019	2020	2021
Total forest area	14,491,295	14,609,220	14,677,215	14,745,201
- Natural forest	10,255,525	10,292,434	10,279,185	10,171,757
- Planted forest	4,235,770	4,316,786	4,398,030	4,573,444

Source: Annual decision on the national forest status issued by the MARD

The forest coverage increased from 41.65% in 2018 to 42.02% in 2022. However, the rate of forest area expansion during the period of 2018-2021 was significantly slower than in the previous period of 2015-2017.

Figure 87: Status of forest cover in the period of 2015 - 2022 (%)



Source: Annual decision on the national forest status issued by the MARD

Although the forest area has significantly increased due to the expansion of planted forest, the growth of natural forest area has been insignificant. The remaining primeval forests are extremely limited, fragmented,

and scattered in some areas such as the Central Highlands and the Northwest, making it difficult to fully restore. Deforestation and the conversion of forest land use for other purposes have led to the fragmentation and isolation of wildlife habitats, resulting in the shrinking or loss of habitats, especially for large species like tigers, elephants, or migratory birds.

In addition, the implementation of target 15.2 still faces difficulties and challenges such as: insufficient financial resources to meet the needs of forest protection and development; a lack of adequate equipment and infrastructure to support research and seed production; improper investment in the construction of forestry infrastructure development; and limitations in investment and financial policies for forestry including taxation policies, planted forest insurance, investment levels for afforestation, regeneration zoning, and forest protection.

6.15.3. Target 15.3: By 2030, strengthen the prevention and control of desertification, restore degraded land and soil, including land and solid affected by desertification, drought, floods, and other causes (Global target 15.3)

According to the Ministry of Natural Resources and Environment, the rate of land degradation in 2021 was 35.74%, a slight increase compared to 35.6% in 2019. However, according to the Ministry of Agriculture and Rural Development, desertification is the ultimate outcome of land degradation. In Viet Nam, the area of degraded land is 1,304,800 hectares, accounting for 4% of the total land area; the land area showing signs of degradation is 2,404,300 hectares, accounting for 7.3%; the land area at substantial risk of degradation is 6,700,500 hectares, accounting for 20.4%.

Viet Nam has been a party to the United Nations Convention to Combat Desertification (UNCCD) since 1998 and has established a National Coordinating Committee to implement the Convention. Viet Nam developed a proposal on land degradation neutrality target setting in Viet Nam in the period of 2017-2020 with a vision to 2030. Annually, events are organized to commemorate the International Day to Combat Desertification on June 17th. Communication activities have been implemented to raise awareness and promote actions against land degradation/desertification, for environment protection, and sustainable development. A number of specialized dialogues and seminars addressing the current status of land degradation and the risk of desertification in Viet Nam were organized with the participation of experts, scientists, and international organizations. In addition to sharing information and exchanging knowledge, these events also aimed to call for the attention of scientists and resources to combat desertification.

However, the issue of desertification in Viet Nam has not received adequate attention and the awareness of the risks of land degradation leading to desertification is still limited. There are still constraints in carrying out tasks against land degradation, doing research on land degradation and implementing preventive measures against desertification. The training of human resources and the enhancement of technical infrastructure, and research facilities to serve desertification prevention and control are also limited due to insufficient financial resources. The unsustainable land use resulting from land use planning, improper cultivation, excessive fertilizer use, etc. is one of the causes contributing to the increasing severity of land degradation risks.

6.15.4. Target 15.4: By 2030, ensure the conservation of forest ecosystems of national and international importance, including their biodiversity and ecosystem services, in order to support sustainable development (Global target 15.4)

Strong measures are being implemented to prevent illegal deforestation and logging in order to protect natural forests, special-use forests, and watershed protection forests. Additionally, there are efforts being

made to restore mangrove forests and implement conservation plans and sustainable use of wetlands areas nationwide.

Currently, the country has established 167 special-use forests areas with a total area of 2,303,961 hectares (including water surface and interspersed non-forest areas) in 54 out of 63 provinces and cities, of which the forested area is 2,173,231 hectares. This includes 34 national parks; 56 nature reserves; 14 species and habitat conservation areas; 54 landscape protection areas and 9 scientific experimental research zones.

Viet Nam has 11 UNESCO-recognized biosphere reserves, including: Cat Ba, Red River Delta, Can Gio Mangrove Forest, Cu Lao Cham, Ca Mau Cape, Kien Giang Coastal and Islands, Dong Nai, Nghe An Western Region, Langbiang, Kon Ha Nung, and Nui Chua. Viet Nam has 9 Ramsar sites recognized with a total area of 120,549 hectares, including: Xuan Thuy National Park - Nam Dinh (1989); Bau Sau within Cat Tien National Park - Dong Nai (2005); Ba Be Lake (Ba Be National Park) - Bac Kan (2011); Tram Chim National Park - Dong Thap (2012); Ca Mau Cape National Park (2013); Con Dao National Park (2014); Lang Sen Wetland Reserve - Long An (2015); U Minh Thuong National Park - Kien Giang (2016) and Van Long Lagoon - Ninh Binh (2019).

Viet Nam is a member country with the most ASEAN Heritage Parks in the region with 12 national parks recognized as: Ba Be National Park (2003); Chu Mom Ray National Park (2003); Hoang Lien National Park (2003); Kon Ka Kinh National Park (2003); U Minh Thuong National Park (2012), Bai Tu Long National Park (2016), Vu Quang National Park, Bidoup Nui Ba National Park, Lo Go-Xa Mat National Park, Ngoc Linh Nature Reserve (2019), Con Dao National Park, Bach Ma National Park (2022).

However, for most of the special-use and protected forests, there have not been established projects to develop ecotourism, resort, and entertainment because funds have yet been mobilized, leading to unexploitable tourism potential. The other diverse values of these special-use and protected forest ecosystems are underutilized due to legal constraints. The potential of payment for forest environmental services, especially in terms of carbon sequestration and storage has not been fully exploited.

6.15.5. Target 15.5: By 2030, take urgent actions to reduce and then end the degradation of natural habitats, protect, and prevent the extinction of threatened species (Global target 15.5)

The programs for conservation of endangered and rare species (including elephants, tigers, primates, turtles) as well as species listed as endangered and rare have been prioritized for protection. These programs were developed and submitted to the Prime Minister for approval, including: the 2020 Emergency Action Plan on elephant conservation in Viet Nam; a national program on tiger protection for the 2014 - 2022 period; Urgent conservation action plan for primates in Viet Nam to 2025, with vision to 2030; the Conservation Program for Viet Nam endangered turtle species to 2020, with vision to 2030.

In order to monitor and supervise fluctuations and changes of ecosystems and species, especially those in endangered, precious, rare that are prioritized for protection; a set of indicators, guidelines for biodiversity inventory and monitoring have been identified and issued in the Scheme on inventory, monitoring, reporting and building national biodiversity database to 2030, with vision to 2050. These indicators and guidelines, when implemented in practice, will provide information and data to evaluate the current status and monitor biodiversity changes. The economic and technical procedures and standards for biodiversity monitoring and inventory have also been developed and issued.

In-situ conservation and the captive breeding and cultivation of species listed as priority for protection have yielded positive results with many species being restored. The populations of primate species has increased

with approximately 500 gray-shanked douc langurs (*Pygathrix nemaeus cinerea*) in Konplon, Kon Tum; more than 200 individuals of Delacour's Angur (*Trachypithecus barbei*) in Xuan Lien Nature Reserve, Thanh Hoa; more than 150 individuals of the white-checked langur (*Trachypithecus delacouri*) in the limestone karst area of Van Long lagoon, Ninh Binh and about 40 individuals in the limestone area of Ha Nam due to habitat expansion for these langur species.

Table 13: Some species conservation programs in Viet Nam

Species conservation program	Implementation duration
Program on overall conservation of Viet Nam elephants	2013 - 2020
National Program on tiger protection	2014 - 2022
Urgent conservation action plan for primates	2017 - 2025
Conservation Program for Viet Nam endangered turtle species	2019 - 2025

Despite many efforts in species conservation, Viet Nam still faces significant challenges such as:

- The scale, quality and biodiversity of natural ecosystems continue to decline; the establishment of new nature reserves and the expansion of nature protected areas are progressing slowly; wild animal and plant species continue to decline; there are still risks posed by invasive alien species and the potential hazards from genetically modified organisms.
- Natural ecosystems are being shrank in size due to land use conversion. Primeval forests are extremely scare, fragmented, and isolated into small areas, scattered in some regions such as the Central Highlands and Northwest, making it difficult to fully restore.
- Deforestation, land use conversion, the transformation of water surface has resulted in the shrinking or loss of natural habitats for wildlife, especially for large-sized species like tigers and elephants as well as migratory species like birds and fish.

6.15.6. Target 15.6: Ensure the fair and equitable sharing of benefits arising from the utilization of genetic resources and promote appropriate access to such resources, as international agreed (Global target 15.6)

Recently, Viet Nam has issued legal regulations on mechanisms of access genetic resources and benefits sharing derived from genetic resources¹⁵⁰. As a result, several ministries and departments granted licenses for accessing genetic resources, of which, the Ministry of Natural Resources and Environment granted 03 licenses for commercial purposes and the development of commercial products as well as 06 licenses for non-commercial purposes. Additionally, over 70 decisions were made to allow the export of genetic resources for educational and research purposes, without commercial intentions; the Ministry of Agriculture and Rural Development granted 02 licenses for commercial purposes and the development of commercial products.

Currently, Viet Nam has established a network of agencies, consisting of a number of focal units and 68 units under 06 ministries and departments participating in the implementation of the National Program on Conservation and Utilization of Plant, Animal and Microbial Genetic Resources. The collection, preservation and conservation of genetic resources has been carried out annually and has seen a significant increase. In 2020, a total of 88,968 genetic resources were collected which is a 3.12-fold increase compared to 2010.

¹⁵⁰ Circular No. 15/2019/TT-BTNMT dated 11/9/2019 of the Ministry of Natural Resources and Environment detailing the organization and operation of the Appraisal Council for applications for the issuance of Genetic Resource Access Permits for research purposes, commercial purposes, and commercial product development; Circular No. 10/2020/TT-BTNMT dated 29/9/2020 of the Ministry of Natural Resources and Environment detailing the reporting on access to genetic resources and benefit sharing from the use of genetic resources.

As of 2020, an initial assessment was conducted on 41,363 genetic resources, evaluating the genetic potential of 3,136 c resources. Among them, a total of 343 genetic resources with potential for replication and good marketability were selected for exploitation and development into commodity products. Some genetic resources became characteristic products of the locality (OCOP). Among them, more than 20 genetic resources were researched to develop technical processes for replication and product development. The exploitation and sharing of genetic resources were carried out with 111 genetic resources developed into commercial products and 3,179 genetic resources shared for research and application in production.

Despite achieving noteworthy progress in developing and implementing legal frameworks, institutional arrangements, and policies regarding access to genetic resources and benefit sharing, Viet Nam still faces certain limitations and challenges in its legal framework for accessing genetic resources and sharing benefit, such as a lack of specific regulations on traditional knowledge associated with genetic resources. Additionally, the mechanisms for receiving and sharing benefits derived from access to genetic resources and benefit sharing among relevant stakeholders have not been effectively implemented in practice.

6.15.7. Target 15.7: Prevent and tackle poaching, trafficking and illegal consumption of protected fauna and flora under extinction threats and their products (Global target 15.7)

With its active role in CITES implementation, Viet Nam has shown significant efforts in the investigation, prosecution, and trial of violations of the Convention. The Viet Nam CITES Management Agency has proactively developed documents, guidebooks on species identification, CITES regulations and Vietnamese laws on the protection of endangered wildlife, equipped and updated knowledge for law enforcement and judicial agencies.

Recently, the Prime Minister issued Directive No. 29/CT-TTg dated 23 July 2022 on a number of urgent wildlife management solutions; Directive No. 04/CT-TTg dated May 17, 2022 on a number of urgent tasks and solutions to conserve wild and migratory birds in Viet Nam; The National Strategy on Biodiversity to 2030, vision to 2050 with the goal of effectively conserving wild species, especially endangered and rare species.

Since 2018, Viet Nam's authorities have handled 136 criminal violators of illegal exploitation, trade and consumption of wild animals and plants with appropriate penalties. All of the above efforts have been highly appreciated by the international community.

However, the implementation of target 15.7 still faces many difficulties and challenges:

- The capacity of scientific and enforcement agencies is limited, especially the ability to identify, assess species, investigate, prosecute, and adjudicate crimes against wild animals and plants; lack of investment mechanisms for science and not yet prioritized species conservation.
- Wildlife crimes are increasingly sophisticated, using many tricks. This type of crime is increasingly common in the world, forming sophisticated and closely linked organizations, combined with many other types of crime such as terrorist crime, cyber crime, drug trafficking, human trafficking, and arms trafficking.
- Due to lack of awareness and myths about the inflated effects of traditional remedies from wildlife, many people still buy products such as bear biles, tiger bone glues, rhino horns, pangolin scales, etc. leading to increasingly complex wildlife trade.

6.15.8. Target 15.8: By 2020, take effective measures to prevent, control and abolish the invasion of alien species in national land and water ecosystems; and strengthen the management of biological safety related to genetically modified organisms (Global target 15.8)

The prevention, and control of alien species invasive to land and water ecosystems have been clearly defined in the Law on Biodiversity (2008) and its guiding documents¹⁵¹. The strengthening of risk management from genetically modified organisms has also been stipulated in the Law on Biodiversity (2008), the decrees guiding the implementation of relevant Laws¹⁵² and the biosafety management system is being implemented.¹⁵³

The control of alien species that are invasive to soil and water ecosystems and the management of biosecurity for genetically modified organisms are carried out in the direction of tightening control; control and release of invasive alien species; strengthen control over the import and trade of freshwater lobster.

The List of Invasive Exotic Species¹⁵⁴ includes the List of Invasive Alien Species and the List of Potentially Invasive Alien Species. The list of invasive alien species includes 19 species belonging to 06 groups, including: microorganisms (fungi that cause root rot - *Phytophthora cinnamomi*, bacteria causing plague in mice and animals - *Yersinia pestis*, Banana bunchy top virus, avian influenza virus); invertebrates (coconut leaf beetles, yellow snails, African snails, red crayfish); fish (mosquito-eating fish, little monk fish (tank cleaning fish), large monk fish (large tank cleaning fish)); amphibians - reptiles (red-eared turtles); birds - mammals (South American beavers); plants (hyacinths, Japanese duckweed), five-colour plants (*Lantana camara*), Lao grass - *Chromolaena odorata*, *Parthenium hysterophorus* L., *Mimosa diplotricha*, *Mimosa pigra*. The list of alien species at risk includes 61 species belonging to 05 groups including invertebrates (23 species); fish (09 species); amphibians - reptiles (04 species); birds - mammals (05 species); plants (21 species).

In many nature reserves, a variety of invasive alien control programs are effectively implemented. Surveys have been conducted in U Minh Thuong National Park which indexed and catalogued the composition of invasive alien species in the park, including: 77 species of invasive alien plants belonging to 36 families; 02 species of animals belonging to 02 families. The total invasive area of 5 dangerous alien 220 is 7,251.9 m². The turpeths have the largest invasive area (4,519.6 m²), followed by the *Mimosa diplotricha* (2,339.0 m²), the *Mimosa pigra* has the smallest invasive area at 34.1 m². There are 22 alien species on the list of concern, of which 09 dangerous invasive species need treatment, 03 invasive species need monitoring, 10 species are at risk, and need monitoring. Every year, control and eradicate 08 dangerous invasive alien species, mainly by manual methods, the invasive area is controlled.¹⁵⁵

¹⁵¹ Circular No. 35/2018/TT-BTNMT dated December 28, 2018 stipulating the criteria for determining invasive alien species and alien species at risk of invasion.

¹⁵² Decree 69/2010/ND-CP dated June 21, 2010 on biosafety for genetically modified organisms, genetic specimens and products of genetically modified organisms and Decree 108/2011/ND-CP dated 30/11/2011 amending Decree 69.

¹⁵³ The biosafety management system is jointly implemented by MONRE and MARD

¹⁵⁴ issued in Circular No. 35/2018/TT-BTNMT dated 28/12/2018 on stipulating criteria for identification and promulgation of the list of invasive alien species.

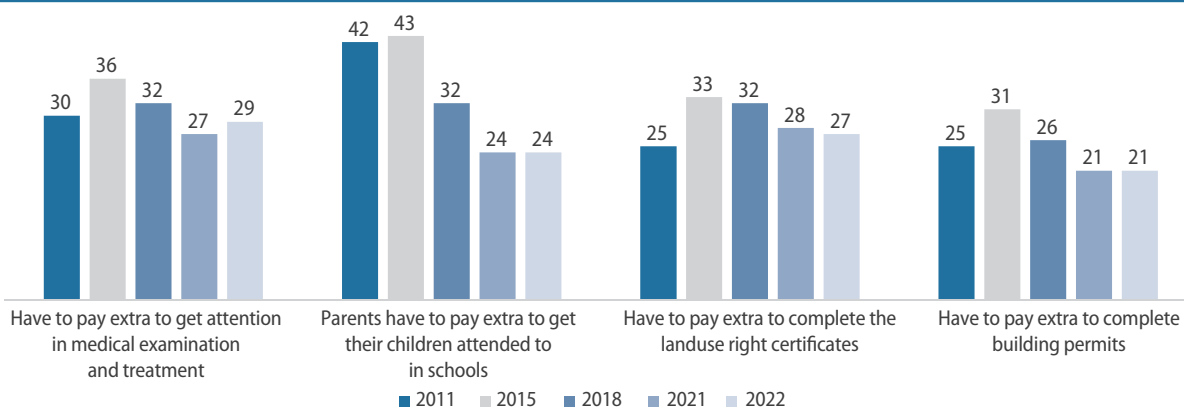
¹⁵⁵ Department of Nature Conservation and Biodiversity, 2022, Report on Nature Conservation and Biodiversity Towards Decades of Ecosystem Restoration, Fifth National Environment Conference Symposium.



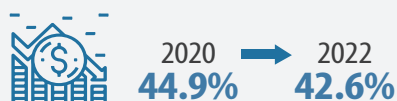
GOAL 16:

Promote a peaceful, equitable and equal society for sustainable development, provide access to justice for all, and build effective, accountable, and inclusive institutions at all levels

SIGNIFICANT REDUCTION IN PERCENTAGE OF PEOPLE HAVING TO PAY INFORMAL COSTS WHEN USING PUBLIC SERVICES (%)



SLIGHT REDUCTION IN PAYMENT OF INFORMAL FEE




THE SITUATION OF CORRUPTION CONTROL IN VIET NAM HAS EXPERIENCED POSITIVE CHANGES

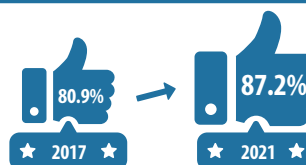


Vietnam's Corruption Perception Index (CPI) reached **42/100 points, ranking 77/180** globally (2022). However, the score below 50 indicated that corruption in the public sector is still **considered highly serious**

UNDER - FIVE CHILDREN HAVE BIRTH CERTIFICATES



SATISFACTION OF INDIVIDUALS AND ORGANIZATIONS WITH PUBLIC ADMINISTRATIVE SERVICES



87.58%
communal-level units



meet the standard of legal access in 2019

ABUSE, VIOLENCE, AND EXPLOITATION AGAINST WOMEN AND CHILDREN PERSIST

In 2021, **1,914 cases** of child abuse were detected



According to SDGCW Viet Nam Survey Results 2020-2021, up to **72.4% of children aged 1-14** years have been subjected to at least one **form of psychological or physical punishment** by their family members in a month before the survey, up 4 percentage points from 2014

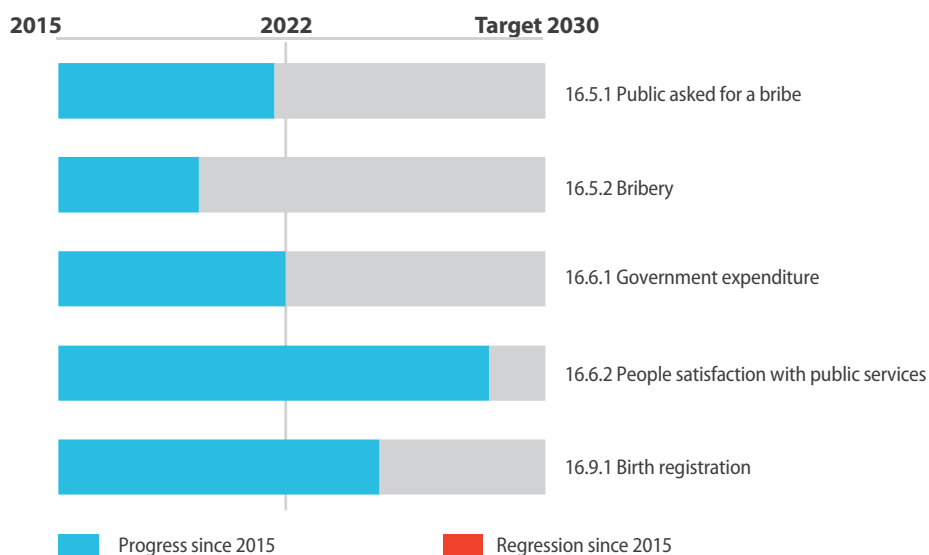
In the coming time, Viet Nam needs to pay more attention to issues related to prevention of violence especially against children, anti-corruption, and informal fee payment of enterprises when using public services.

Highlights:

Promoting the rule of law, ensuring equal access to justice and participation for all has always been the top goal that Viet Nam aims to build a rule of law state of the people, by the people and for the people. The control of corruption has been positively changed; the proportion of people and organizations that have to pay informal costs to use public services tends to decrease; the satisfaction index of people and organizations on administrative services increased; the number of criminal offenses decreased; The proportion of children registered at birth increases with age and there is no difference between boys and girls, between urban and rural areas or between regions. In addition, to ensure that all people have access to justice and equality before the law, Viet Nam has enacted the Law on Legal Aid in 2017 stipulating the provision of free legal services to disadvantaged groups in society such as people belonging to poor households, children, ethnic minorities residing in areas meeting with extremely difficult socio-economic conditions, the elderly, people with disabilities, victims in domestic violence cases, people living with HIV... However, the abuse, violence and exploitation against women and children still exist; there are cases of children under 5 years of age who do not have birth registration; Corruption remains generally complex and sophisticated; The role and responsibility of the people in participating in local affairs are still limited in certain areas, leading to inadequate attention being paid to their problems.

According to UNESCAP’s assessment methodology, most of the targets of SDG 6 are in line with the set roadmap, reaching or exceeding the 2022 milestone. However, more attention should be paid to the target of the proportion of enterprises that have to pay informal costs when using public services, although improving but still slow.

Figure 88: The implementation progress of SDG 16 indicators



Source: UNESCAP and MPI

6.16.1. Target 16.1: Significantly reduce all forms of violence and related death rates everywhere (Global target 16.1)

Currently, Viet Nam has not collected and published data on target 16.1.1 on “The proportion of the population aged 15-65 years who experienced physical, mental and sexual violence in the past 12 months” and is still using data from the National Survey on Violence against Women in 2010 and 2019 to assess,

analyse issues related to gender-based violence against women and girls aged 15-64 years, therefore not fully reflecting the scope of target 16.1.1.

To achieve this goal, Viet Nam has stepped up propaganda and dissemination of legal knowledge on preventing domestic violence and school violence; violence and abuse against women and children in order to educate them about morality, healthy lifestyle, and raise awareness to avoid social evils, eliminate outdated customs, and superstitions. Focus on propaganda to create strong public opinion, thereby directing public opinion to participate in preventing, detecting, fighting, condemning, and promptly blocking crimes of domestic violence, school violence, abuse of women and children. Adhering to the slogan “Protecting children, protecting women” and raising awareness about the methods and tactics of those criminals via activities, meetings, contests, movements of schools, mass organizations and women’s associations in order to improve public understanding, law observance, thereby help limiting domestic violence, school violence, and abuse of women and children at the grassroots level.

According to a report of the Ministry of Public Security, compared to 2021, in 2022, the country had 40,761 crimes against social order (6.7% decrease), causing 1,063 deaths (2.2% increase), 9,007 people injured (1.8% increase), property damage nearly VND 2,375 billion (32.2% increase). Basically, very serious and particularly serious cases are urgently investigated; most types of crime decreased compared to 2021 (organized crime decreased by 29.1%; rape decreased by 10.9%, child abuse decreased by 23.6%; organizing and brokering for others to illegally exit, enter or stay in Viet Nam decreased by 19.9%; robbery decreased by 8.6%; property appropriation decreased by 6.9%; snatching decreased by 2.1%; theft decreased by 12.1%; harbour prostitution decreased by 20.8%; the number of gambling cases decreased by 16.5%, of which online gambling decreased by 10.9% ...).

6.16.2. Target 16.2: Prevent and substantially reduce abuse, exploitation, trafficking and all forms of violence and torture against children and adolescents (Global target 16.2)

Viet Nam has implemented many measures to care, educate and protect children, including: strengthening the prevention and control of child abuse; prevention of child accidents and injuries; preventing and responding to gender-based violence; develop, implement and replicate effective models of community-based child protection and care; strengthen communication activities, raise awareness on the implementation of children’s rights; ensure the maintenance of social assistance services and promptly detect, resolve and provide information on issues and cases of violence and abuse against children and related to children’s rights through the National Telephone Call Center for Child Protection (Hotline 111)... The number of serious cases of violence and abuse against children decreased slightly, but remained high, the nature of violent and sexual abuse cases of children is increasingly complicated, causing anger in public opinion¹⁵⁶.

According to data from the Ministry of Public Security, in 2021, the country detected 1,914 cases of child abuse with 1,987 children, a decrease from 2020 (equivalent to 1,945 cases of abuse against 2,008 children). Of the 1,945 cases of abuse against 2,008 children in 2020, 1,349 were sexual abuse cases and 1,576 children were sexually abused. In roughly 97% of detected cases, the sexual abusers are found to be acquainted to the victims. More worryingly, when child sexual abuse has crept in and appeared in educational institutions - an environment that is considered safe and healthy for children to train and perfect their personality¹⁵⁷. In

¹⁵⁶ Ministry of Labour, Invalids and Social Affairs, 2022. Report on the assessment of the implementation of the Sustainable Development Goals and the National Action Plan for the Implementation of the 2030 Agenda for Sustainable Development in 2022.

¹⁵⁷ <https://toquoc.vn/khuyen-khich-tre-em-len-tieng-khi-bi-xam-hai-20221215101916587.htm>.

2021, the Ministry of Labour, Invalids and Social Affairs also compiled statistics that the Call Center 111 has connected and intervened in 1,257 cases (3% decrease compared to 2020), including 625 cases of violence against children, accounting for 49.7%; 205 cases of child sexual abuse, accounting for 16.3% (102 cases less compared to 2020)¹⁵⁸.

The results of the Viet Nam SDGCW Survey 2020 - 2021 indicate that up to 72.4% of children aged 1-14 years have been subjected to at least one form of psychological or physical punishment by their family members in the one month prior to the survey in 2021, an increase of 4 percentage points compared to 2014. Boys (74.4%) were at higher risk of any form of punishment than girls (70.3%). In the majority of cases, family members use a combination of physical punishment, reflecting the caregiver's motivation to control the child's behaviour in any way possible. While 66.0% of children faced psychological pressure (7.8 percentage points more than 2014), 41.1% of children were physically punished (1.6 percentage points less than 2014). The most severe forms of physical punishment (hitting the head, back, ears, face or hitting a child hard and repeatedly) were less common, with 1.6% of children suffering severe punishment. Boys (44.6%) were more likely to be physically punished than girls (37.4%).

With regard to child trafficking (see also target 6.5.2), an estimated 5.6 per cent of children in Viet Nam are more likely to have experiences that indicate or resemble child trafficking. Cross-border child trafficking appears to be a relatively rare phenomenon, with a prevalence of only 0.4%¹⁵⁹.

Currently, the phenomenon of evil persons using the internet to approach and abuse children is complicated, while children's awareness and ability to protect themselves is really limited. In this regard, Viet Nam is implementing the Program: "Protecting and supporting children to interact healthily and creatively in the online environment in the period of 2021 - 2025"¹⁶⁰, at the same time, Ministries (including Ministry of Public Security, Ministry of Labour, Invalids and Social Affairs, Ministry of Information and Communications) have agreed to sign and promulgate the "Regulation on coordination in receiving information, investigate and handle acts of child abuse and monitor data related to child sexual abuse in the online environment"¹⁶¹.

6.16.3. Target 16.3: Promote the rule of law and ensure equal access to justice for all (Global target 16.3)

Promoting the rule of law and ensuring equal access to justice for all has always been the top goal of Viet Nam to build a rule of law state of the people, by the people and for the people.

The work of formulating laws and ordinances for the implementation of the Constitution continues to be carried out by agencies with numerous quality assurance solutions, meeting the requirements of conformity with the 2013 Constitution, and timely institutionalization of the Party's orientation and guidelines. The legal system on criminal, civil, judicial procedures, judgment enforcement, judicial supplement, organization of judicial agencies and judicial supplement is gradually developed and completed according to the guidelines and orientations of the Judicial Reform Strategy. The law on judicial procedure was gradually improved; the Criminal Procedure Code, the Civil Procedure Code and the Administrative Procedure Law were promulgated or amended or supplemented with many guiding documents.

¹⁵⁸ <https://tuoitre.vn/chi-tien-ti-to-chuc-trung-thu-dieu-hanh-nhung-0-dong-cho-cong-tac-tre-em-20220222124859524.htm>.

¹⁵⁹ CORAM International, ILSSA & UNICEF, 2019. Study on Lighting Hope: Migration, exploitation and trafficking of children and young people in Viet Nam.

¹⁶⁰ Decision 830/QĐ-TTg dated 01 June 2021 of the Prime Minister.

¹⁶¹ <https://cand.com.vn/Cong-nghe/canh-bao-tinh-trang-xam-hai-tre-em-tren-moi-truong-mang-i669939/>

In order to ensure that all people have access to justice and equality before the law, on June 20, 2017, the National Assembly enacted the Law on Legal Aid stipulating the provision of free legal services to disadvantaged groups in society such as people from poor households, children, ethnic minorities residing in areas of extremely difficult socio-economic conditions, the elderly, people with disabilities, victims of domestic violence cases, people living with HIV...

The amendment, supplementation and promulgation of laws and resolutions over the years by the National Assembly have contributed to the improvements of the legal system in various fields. These are important documents that directly related to the organization and operation of the state apparatus, cadres, civil servants, and public employees; the protection and guarantee of human rights and citizens' rights; economics, cultures, society, defence, and security. Currently, Viet Nam is in the process of developing a "Strategy for building and perfecting the Socialist Rule of Law State of Viet Nam to 2030 with orientation to 2045". This is a strategy of special importance, wide scope, related to the organization of apparatus, functions, competence of different organs in the political system; the tasks and solutions of the Strategy must both ensure the leading and ruling role of the Party, the people's mastery, national stability and development, and be innovative, creative and breakthrough. In this strategy, the continued promotion of judicial reform is one of the core contents.

However, there are still manifestations of violations of justice both in terms of the rule of law as well as in the protection of justice such as: violating the provisions of the Constitution, causing damage to society, harming social relations protected by the Constitution; The implementation of some judicial reform tasks has not been on schedule¹⁶².

6.16.4. Target 16.4: By 2030, significantly reduce illicit financial and arms flows; strengthen the recovery and return of stolen assets, and combat all forms of organized crime (Global Target 16.4)

Continue to promote the implementation of the Law amending and supplementing a number of articles of the Law on Management of Use of Weapons, Explosives and Support Tools; Plan No. 105/KH-BCA of the Ministry of Public Security on propaganda and mobilization of people to hand over and fight violations of weapons, explosives and supporting tools.

The 2022 results show the recovery of 14,920 firearms of all kinds, 87,381 rounds of ammunition, 4,657 grenades, landmines, 326.56 kg of explosives, 2,425 detonators, 105.53 meters of slow-burning wire, 170.3 kg of explosive precursors, 3,661 support tools; 17,449 rudimentary weapons; 1,574 weapons assembly components; 1,828 kg of artillery, 10,825 shells, 1,828 canisters, artillery tubes and 23.22 kg of artillery powder. Local police arrested 2,131 cases, 4,224 subjects (252 cases less, equivalent to 10.6%; 75 subjects more, equivalent to 1.8% over the same period in 2021); prosecuted 395 cases, 986 subjects; administrative handling of 782 cases, 958 subjects, monetary fine of VND 6,348 million; another 954 cases, 2,280 subjects are being investigated and handled.

Viet Nam Police Force actively participates in and coordinates with international organizations, multilateral and bilateral forums on crime prevention and fighting such as: Attending the ASEAN Ministerial Meeting on Transnational Drug Crime Prevention and Fighting; Global Police Summit; Interpol Conference. Strengthen international cooperation to promptly grasp the situation, prevent, coordinate to prevent, and effectively

¹⁶²Government, 2021. Country report 2020: 5-year progress towards the Sustainable Development Goals.

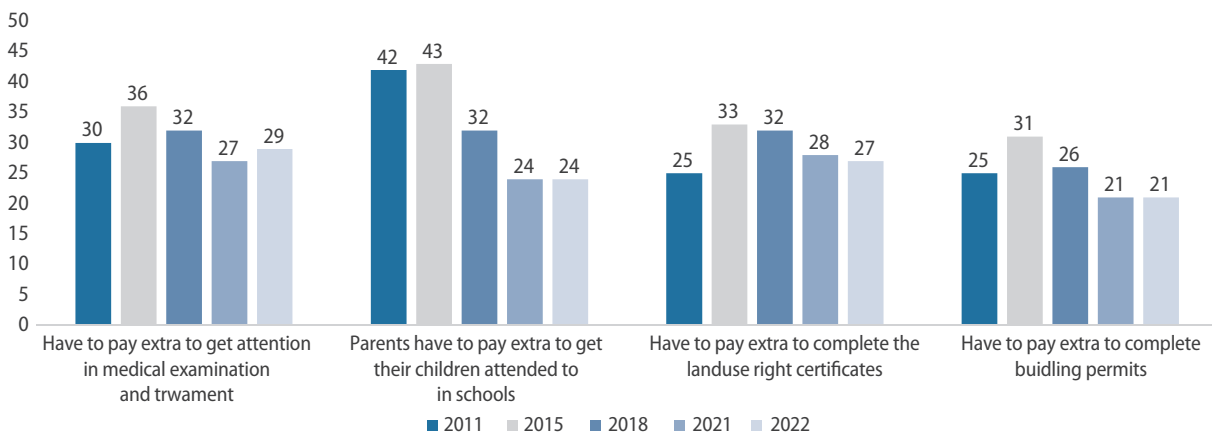
fight non-traditional crimes, organized and transnational crimes, crimes related to violence, money laundering, terrorist financing, etc.

6.16.5. Target 16.5: Substantially reduce corruption and bribery in all their forms (International Target 16.5)

The results of the Provincial Governance and Public Administration Performance Index (PAPI) can partly reflect the results of “the proportion of people paying informal costs when using public services” through 04 component indicators measuring people’s perceptions of: (i) additional money must be spent for medical attention; (ii) parents must spend extra money to have more attention paid to their children; (iii) additional money must be spent to complete the land use right certificate; (iv) additional money must be spent to complete the building permit. These indicators only show people’s feelings (judgment), not really experience.

2015 and 2016 were the two years in which the highest proportion of people believed that they had to pay informal costs when using public services including health, education, obtaining land use right certificates, and obtaining construction permits in the period 2015-2022. Specifically, the proportion of people who said that “parents have to spend more money to have their children attended to” was highest in 2015 with 43%; The proportion of people who said that “they have to spend more to get attention in medical examination and treatment”, and “have to spend more to complete the land use right certificate” was highest in 2016 with 38% and 35% respectively; and those who said “they have to pay extra to complete construction permits” in 2015 and 2016 both remained at 31 percent. However, in the period of 2017 - 2022, the proportion of people who said that they have to pay unofficial costs when using health services, education, obtaining land use right certificates, obtaining construction permits tend to decrease. By 2022, the proportion of people who said they had to pay informally for the use of health services dropped to 29%; education to 24%; obtain land use right certificates to 27%; obtain construction permits to 21%.

Figure 89: Proportion of people reported having to pay informal fees when using some public services in the period 2011 - 2022 (%)



Source: Provincial Governance and Public Administration Performance Index (PAPI) in Viet Nam 2022

The Satisfaction Index of Public Administrative Services (SIPAS) published annually by the Ministry of Home Affairs has a part about comments and assessments of people and organizations about civil servants suggesting extra money in addition to fees/charges. The results showed that the proportion of people and organizations that had to pay extra money in addition to fees/charges, also known as “lubrication money”, when using public services, tended to decrease rapidly in the period of 2017 - 2021, from 1.85% in 2017 to only 0.14% in 2021.

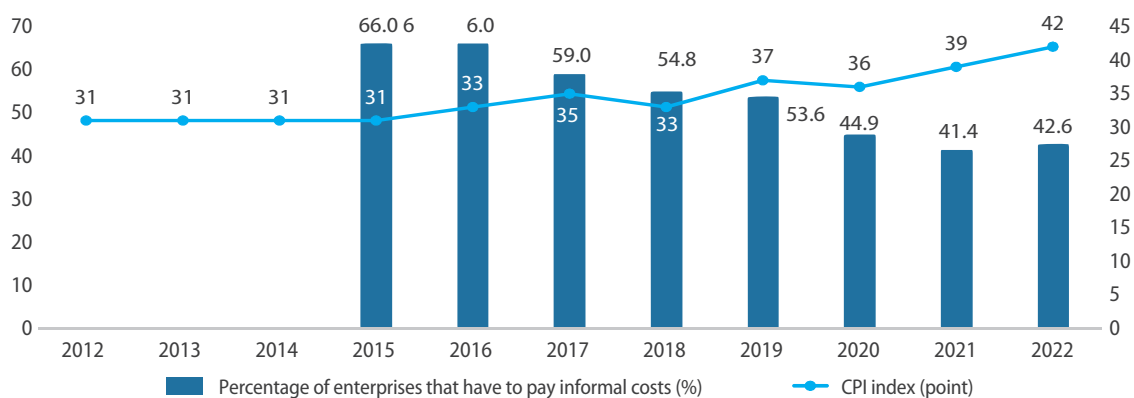
According to Viet Nam’s 2021 Provincial Competitiveness Index (PCI), informal costs continue to decline in most areas and procedures related to enterprises. In 2022, the overall proportion of businesses paying informal expenses decreased to 42.6%, compared to 54.8% in 2020. This is also the lowest level in 16 years. The size of informal expenses has also decreased significantly over time as the proportion of businesses spending more than 10% of their revenue on this type of expense is only about 3.8% in 2022, a sharp fall from that of 2016 (9.1%).

However, local governments need to continue making stronger efforts to cut the burden of informal costs for businesses. The results of the PCI survey 2021 show that informal costs still exist quite commonly in some essential procedures for businesses such as business registration, access to production and business premises. In addition, the proportion of enterprises paying informal costs is still high in construction inspection activities (67.22%) and conditional business license issuance (61.36%). Businesses also often pay informal costs in procedures or operations such as market management, environmental inspection, taxation, fire, and land inspection.

In 2022, the Corruption Perception Index (CPI) assessed by Transparency International (TI) for Viet Nam resulted in 42/100 points, 9 points higher than in 2018, ranked 77/180 on the global ranking and is one of the sixth countries in Asia - Pacific region that have remarkable progress. This is the highest score and the highest rank that Viet Nam had in the period 2015 - 2022. This reflects clear progress over the years, demonstrating the acknowledgement of Viet Nam’s particularly strong determination to fight corruption^{163, 164}.

However, on a scale of 0 - 100 of the CPI, where 0 represents the highest level of corruption perception and 100 is the lowest level of corruption perception. In 2021, Viet Nam is still among the countries in the world with a score below 50. This shows that corruption in the public sector is still believed to be serious in Viet Nam.

Figure 90: Proportion of enterprises paying informal expenses and CPI



6.16.6. Target 16.6: Develop effective, accountable, and transparent institutions at all levels (Global Target 16.6)

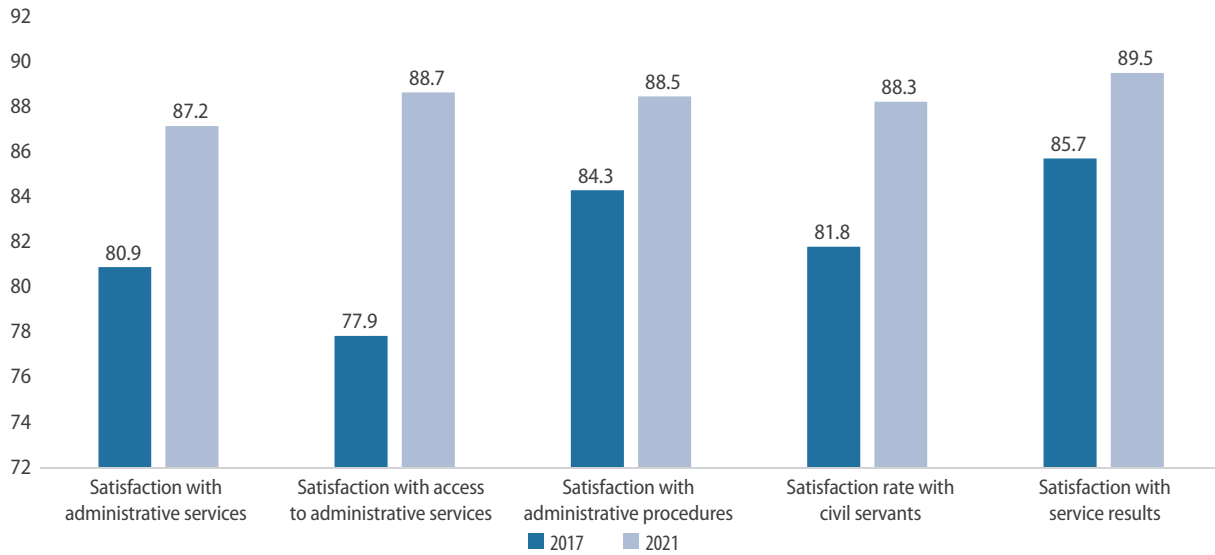
The results of the Satisfaction index for public administrative services (SIPAS) published annually by the Ministry of Home Affairs show that the satisfaction of people and organizations with the service of state administrative agencies tends to increase gradually over the years. In 2021, 87.2% of people and organizations were satisfied with administrative services, an increase of 6.3 percentage points compared

¹⁶³ <https://towardstransparency.org/wp-content/uploads/2018/11/2021-01-27-CPI-2020-TT-Message-VN-Final.pdf>

¹⁶⁴ <https://thanhtra.com.vn/quoc-te/chi-so-cam-nhan-tham-nhung-2022-viet-nam-tiep-tuc-tang-diem-thuoc-nhom-nuoc-co-tien-bo-noi-bat-206757.html>

to 2017. In which, 88.7% were satisfied with service access (increase 10.8 percentage points compared to 2017); 88.5% satisfied with administrative procedures (increase 4.2 percentage points compared to 2017); 88.3% satisfied with civil servants (increase 6.4 percentage points compared to 2017); and 89.5% satisfied with service results (increase 3.8 percentage points compared to 2017).

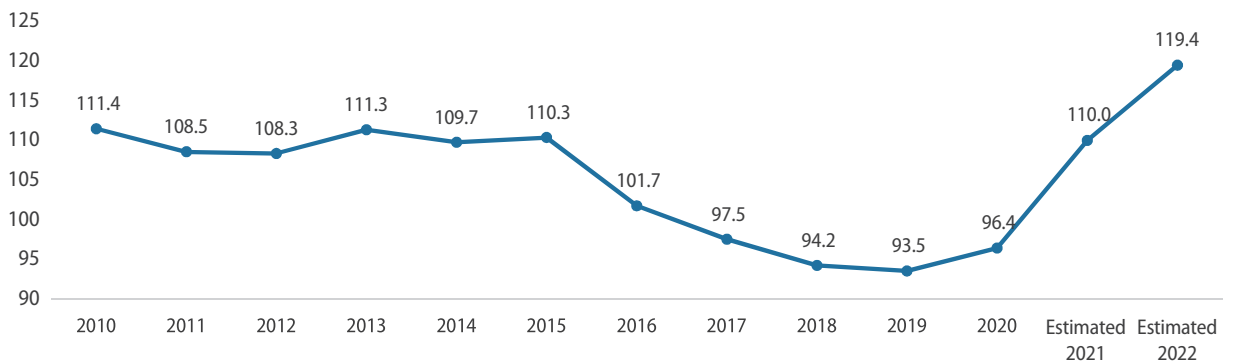
Figure 91: Percentage of people and organizations satisfied with the service of state administrative agencies (%)



Source: Ministry of Home Affairs

State budget finalization data for the period of 2015 - 2022 shows a significant shift from 2016 compared to 2015. In 2015, state budget expenditure settlement exceeded the estimate, but from 2016 to 2020, state budget expenditure settlement was always lower than the estimate. However, by 2021, state budget expenditure reached VND 1,854.9 trillion, equal to 110% of the estimate. In 2021, VND 77.6 trillion was spent from the state budget for epidemic prevention and control and supporting people facing difficulties due to the COVID-19 epidemic (of which VND 26.3 trillion from the central budget and VND 51.3 trillion from the local budget). By 2022, state budget expenditure is estimated at VND 2,168.3 trillion, equal to 119.4% of the estimate. This is the highest ratio of state budget expenditures to budget estimates in the period 2015 – 2022.

Figure 92: Ratio of state budget expenditures to approved state budget estimates (%)



Source: Ministry of Finance

In addition, the work of building and perfecting institutions over the past time has achieved many outstanding results, proposing many major and key policy directions in legal reform and judicial reform. The formulation of the Law and Ordinance Development Program ensures predictability, focus and spotlight for resource investment in association with the country's socio-economic development practices. The basic legislative and regulatory processes are strictly implemented, ensuring the participation of all classes of people. Viet Nam has also actively studied the mechanism for building and implementing the principle of assignment and control of state power; strengthening the efficiency of state management; enhancing publicity, transparency, accountability in the organization and operation of state agencies and institutions in the political system.

6.16.7. Goal 16.7: Ensure responsive, inclusive, participatory, and representative decision-making at all levels (Global Goal 16.7)

In recent years, Viet Nam has always paid attention and had actions to promote the roles and voice of the people at all levels through: (i) Creating a favourable environment and institutions for people's participation in the decision-making process of state agencies; (ii) Deepening international integration together with state commitments to the promotion of human rights; (iii) Constantly improving the development of multimedia and the legal framework with many important laws being promulgated such as the Law on Access to Information, the Law on Referendums, the Law on Elections, the Law on the Promulgation of Legal Documents.

In 2018, the Law on Access to Information came into effect; thereby, citizens can access information in two ways, including: (i) Freedom of access to information made public by state agencies; (ii) Request information from state agencies. At the same time, the Law amending and supplementing a number of articles of the Law on Promulgation of Legal Documents in 2020 has many provisions to ensure the participation of people in the process of formulating policies and drafting legal documents. Accordingly, in the stage of making a proposal for policy development and the drafting stage, collecting opinions is a mandatory procedure. In 2021, in order to continue improving the quality of mobilizing people's participation in institutional building, the Ministry of Justice has developed a project "to research and innovate methods and forms of collecting opinions of agencies and organizations; expert consultation, and consulting those directly affected by the policies, then incorporate their feedbacks, and give explanations to ensure the feasibility".

There have been improvements in the spirit, attitude, and ethics of cadres, civil servants and public employees while providing public services. The People's Inspection Board, the Community Investment Supervision Board, and grassroots-level mediation teams have been operating quite effectively, promoting democracy in residential areas. The monitoring work, social criticism, and contributions of the Fatherland Front and socio-political organizations to the development of the Party and the government have yielded many results. The work of dialoguing, receiving citizens, processing applications, letters of complaints, denunciations, and legitimate petitions and aspirations of people and businesses has been better implemented. From 2016 to 2021, dialogues between heads of Party committees, authorities and the citizens have been regularly organized by the Viet Nam Fatherland Front at all three levels, thereby help with the adjustment of guidelines and policies, bringing efficiency and creating people's consensus. Up to now, many provinces and cities have issued regulations on direct contact and dialogue of heads of committees and authorities at all levels with the people. The Viet Nam Fatherland Front gathers opinions and recommendations from voters of National

Assembly deputies, People's Council deputies at all levels, then deliver the reports at National Assembly and People's Councils sessions of the same level. Member organizations of the Viet Nam Fatherland Front shall, according to their rights and responsibilities, summarize opinions and recommendations of members, trade unionists and people of all classes. For example, the Viet Nam Chamber of Commerce and Industry is the focal point for gathering information and recommendations of the business community and organizations that participate in the consultation process with economic and trade negotiating delegations; accompany competent State agencies in the process of negotiating, signing, acceding to, ratifying and implementing international economic and trade treaties; support the business community in international integration, especially the implementation of international and trade treaties to which the Socialist Republic of Viet Nam is a ratifying member, etc. On these grounds, people have been participating more actively in the formulation and implementation of policies and laws. The people's mastery, forms of representative democracy are promoted; direct democracy expanded; The motto "People know, people discuss, people do, people monitor" is applied in many areas of social life.

6.16.8. Target 16.8: By 2030, provide legal identity for all, including birth registration (Global target 16.9)

In 2017, the Ministry of Justice issued a plan to implement the National Action Program on civil registration and vital statistics for the period 2017-2024.¹⁶⁵ The Program has set out the birth registration targets until 2024 which is an important basis for the achievement of target 16.8¹⁶⁶. Regarding the implementation of the Project on building an electronic civil status database, by the end of November 12, 2021, all civil status registration agencies in 63/63 provinces and cities under the Ministry of Justice have officially applied the shared electronic civil status registration and management software of the Ministry of Justice. Birth registration data with year of birth, and gender was recorded in the electronic civil status database. Children under 14 years old (up to the time of updating data into the software) were registered at birth according to the Law on Civil Status, and granted Personal Identity Numbers in the national population database. Children under the age of 6 are given personal identity numbers and transferred to the National Insurance Database for issuance of health insurance cards.

According to the SDGCW Survey 2020 - 2021, 98.1% of children under 5 years old in Viet Nam have been registered for birth in 2021, an increase of 2.0 percentage points compared to 2014 (96.1%). The proportion of children registered at birth increases with age and there is almost no difference between boys and girls, between urban and rural areas or between regions. However, the rate of birth registration for children of poor households is lower than those of rich households and there are still cases of children under 5 years of age who have not been registered at birth.

6.16.9. Objective 16.9: Ensure public access to information and protect fundamental freedoms, in accordance with Vietnamese legislation and international agreements that Viet Nam is a party (Global target 16.10)

The Law on Access to Information is developed to ensure the exercise of the right to access information as a fundamental citizen right, which serves as a premise and condition for the exercise of other human

¹⁶⁵ Decision No. 101/QĐ-TTg dated January 23, 2017, of the Prime Minister

¹⁶⁶ The implementation aims to achieve the vision along with 3 specific objectives: (i) All people are allowed to register births, deaths and other important civil status events (comprehensive universality); (ii) Ensure that all citizens get civil status documents issued (such as birth certificates and other legal documents) to prove the facts of their civil status and enjoy their respective rights; (iii) Ensure accurate, complete and timely statistics of all civil status events (including causes of death) on the basis that registration records are permanently stored in accordance with the laws.

freedoms and democratic rights. The Government has issued a Decree guiding the implementation of the Law, ensuring the principle that “The State creates favourable conditions for people with disabilities, people living in border areas, islands, mountainous areas and areas meeting with extremely difficult socio-economic conditions to exercise their right to access information”. The Government also promotes the application of information and communication technology in administrative governance, collaboration among state authorities and transactions with organizations and individuals. Develop, integrate, and connect national-scale information systems, create networks, and share information widely among state agencies.

The Ministry of Justice has developed a project on information technology application, digital transformation, and cyber information security assurance in the operation of the civil judgment enforcement system in the period of 2021 - 2025. Portals and websites on civil judgment execution shall continue to publicly post administrative procedures in civil judgment execution and information on judgment debtors who have not yet had conditions for execution; administrative judgment enforcement decisions by the Court. Civil judgment enforcement agencies implement a one-stop mechanism, providing information to people on the implementation of judgments through the settlement of complaints and denunciations.

In addition to efforts to review legal documents and reform administrative procedures to ensure optimal basic rights of citizens and human rights, Viet Nam has participated in a series of international forums and signed international treaties as well as nationalized these commitments. This has shown Viet Nam’s determination to implement international commitments on ensuring the basic civil and political rights of citizens, and human rights for sustainable development.¹⁶⁷

Through statistics and reports of 63/63 provinces and cities, 9,687/10,985 commune-level units met the legal access standards in 2019, reaching 87.58%. Compared to 2018, there have been more than 600 commune-level units meeting legal access standards. If this trend continues, it is forecasted that by 2025, 100% of communes will meet legal access standards.

¹⁶⁷ Government, 2021. National SDG Report 2020: 5-year progress towards the Sustainable Development Goals.



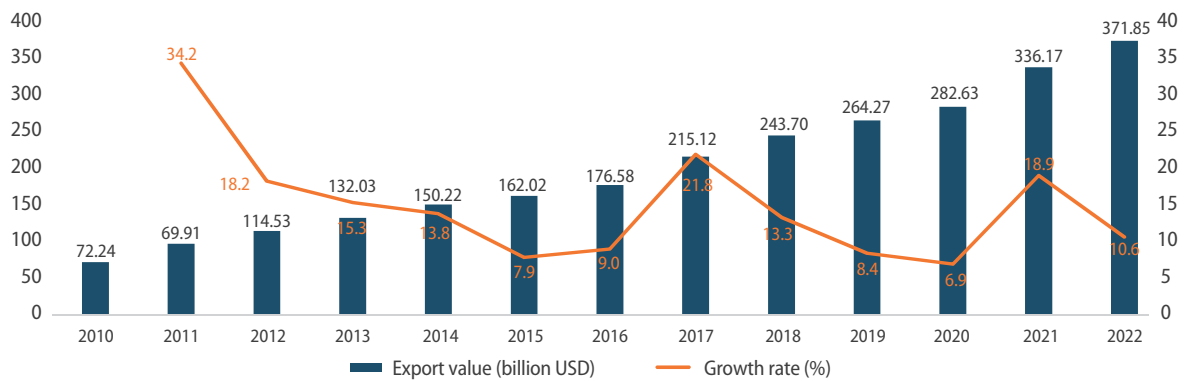
GOAL 17:

Strengthen the means of implementation and revitalize the Global Partnership for Sustainable Development



Viet Nam has signed 15 free trade agreements and is implementing its commitments to reduce tariffs in 14 free trade agreements

EXPORT VALUE OF VIET NAM



Sustainable development goals are integrated into the national development policy system, from laws to socio-economic development strategies and plans, action plans of ministries, sectors and localities



By April 2023, Viet Nam had established diplomatic relationships with 191/193 UN member states



Official development assistance (ODA) and concessional loans from foreign donors have been on a rapid decline since 2016 when Viet Nam became a lower-middle-income country



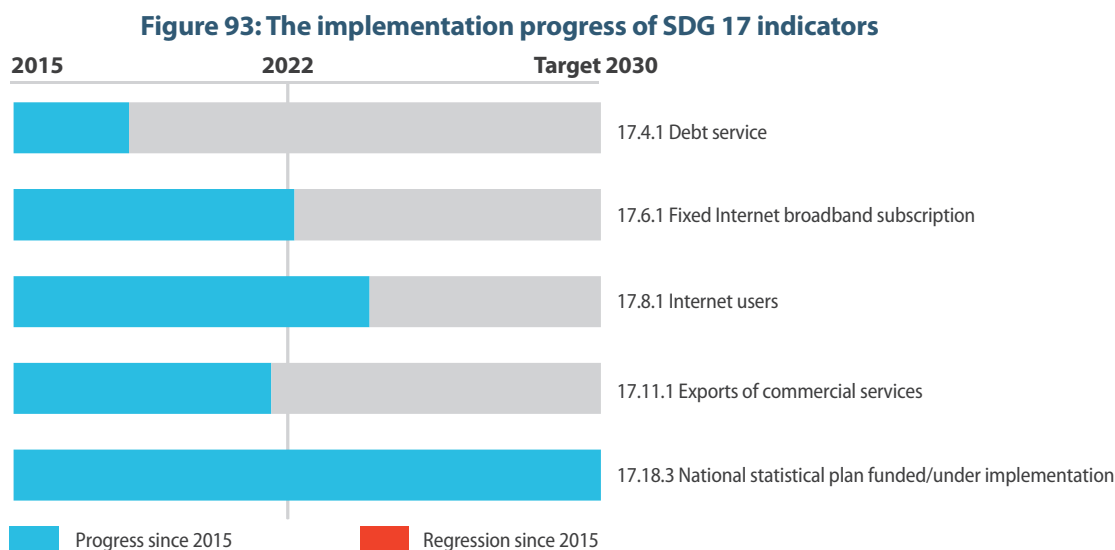
The mobilization of private capital in the form of public-private partnership (PPP) has achieved certain results, contributing to the significant improvement of national transport, urban and energy infrastructure system, changing the visual landscapes of many localities

In general, the implementation of SDG 17 is on track and achieving positive results. However, the issue of data availability for monitoring and reporting sustainable development goals is still a significant challenge for Viet Nam, requiring substantial international cooperation efforts to improve its efficiency.

Highlights:

Up to now, Viet Nam has economic and trade relations with most countries and territories and is a member of many regional and global organizations and forums. Viet Nam has signed 15 free trade agreements and is implementing commitments to reduce tariffs in 14 free trade agreements. Generally, in the period of 2015 - 2022, the export growth rate increased by an average of 12.1% / year, achieved the set target. Viet Nam has expanded its network of strategic partnerships and comprehensive partnerships with many countries in the region and around the world; promote the signing and implementation of many new-generation free trade agreements after 2018. Viet Nam actively builds and contributes initiatives in regional and global mechanisms such as ASEAN, WTO, WB, IMF, APEC, ASEM, WEF, OECD, P4G; forums/mechanisms in the UN system, Mekong sub-region, etc.; integrates, enlists support and strengthens cooperation with other countries in issues of Vietnamese interest, serving the implementation of the SDGs, investment, trade, science & technology and responding to climate change. Although ODA capital has been decreasing since Viet Nam became a middle-income country, it is still an important source of capital for Viet Nam’s socio-economic development. The decrease in the amount of ODA and concessional loans signed in the past period is the result of careful selection of effective projects, ensuring the financial and budget management objectives as approved by the National Assembly. This is also an inevitable trend of countries that are “graduating” from ODA capital like Viet Nam.

According to UNESCAP’s assessment method, most indicators of SDG 17 were reached and almost reached to the 2022 mark, only the debt service target has slow improvement. This shows that the implementation of SDG 17 is on schedule and achieving positive results.



Source: UNESCAP and MPI

6.17.1. Target 17.1: Promote a universal, rules-based, open, non-discriminatory, and equitable multilateral trading system under the framework the World Trade Organization, including through the conclusion of the negotiations under its Doha Development Agenda (Global target 17.1)

In the period of 2016 - 2022, the network of strategic partnerships and comprehensive partnerships continues to be strengthened and expanded; relations with other countries gradually deepen and intertwined interests are strengthened; the signing and implementation of many new-generation free trade agreements,

including the Comprehensive and Progressive Agreement for Trans-Pacific Partnership (CPTPP), the Viet Nam-EU Free Trade Agreement (EVFTA) are promoted. Viet Nam is currently promoting negotiations and aiming to conclude free trade agreements (FTAs) and comprehensive economic partnership agreements (CEPA) with many partners in the regions.

Currently, Viet Nam is acting on commitments regarding preferential export duties and special preferential imports within the framework of 15 Free Trade Agreements (FTAs). The Ministry of Finance has submitted to the Government for promulgation of Decrees on Viet Nam's preferential export and special import tariffs for the period of 2022 - 2027/2028 to replace the Decrees for the period of 2018 - 2022 to implement FTAs. The reduction of special preferential import tariffs is enforced to comply with the committed roadmap in the agreements, ensuring the full implementation of international commitments as well as protecting the interests of Viet Nam.

It can be seen that the average import tariff is being reduced according to the schedule. Given the current implementation situation, Viet Nam could maintain the reduction of import tariffs as committed in FTAs.

Table 14: Average import tariff - 2018 - 2022 (%)

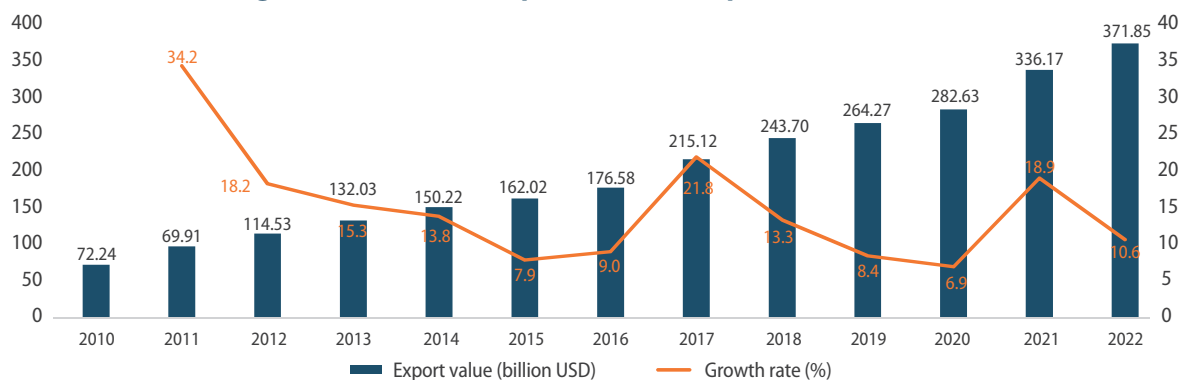
No.	Framework	FTA	Year of validity	Year of completion	Tariffs				
					2018	2019	2020	2021	2022
1	ASEAN	ATIGA	1999	2018	0,3	0,3	0,3	0,3	0,3
2	ASEAN - China	ACFTA	2005	2020	3,6	3,6	3,0	3,0	3,0
3	ASEAN - Korea	AKFTA	2007	2021	4,7	4,7	4,7	4,0	4,0
4	ASEAN, Australia, New Zealand	AANZFTA	2009	2022	3,7	3,4	3,0	2,9	1,8
5	ASEAN - India	AIFTA	2010	2024	8,8	6,9	6,7	6,6	5,8
6	ASEAN - Japan	AJCEP	2008	2025	6,2	5,8	5,3	4,8	4,3
7	Viet Nam - Japan	VJEPA	2009	2026	5,8	4,9	4,7	4,4	4,1
8	Viet Nam - Chile	VCFTA	2014	2029	8,8	7,9	7,2	6,3	5,6
9	Viet Nam - Korea	VKFTA	2015	2029	4,4	4,4	4,4	3,8	3,8
10	Viet Nam - Eurasian Economic Union	VNEAEU-FTA	2016	2027	5,6	4,7	3,8	3,5	3,2
11	ASEAN - Hong Kong, China	AHKFTA	2019	2032	10,6	10,2	8,9	8,9	10,6
12	Viet Nam, Canada, Mexico, Peru, Chile, New Zealand, Australia, Japan, Singapore, Brunei, Malaysia	CPTPP	2019	2034		5,9	4,5	3,1	2,6
13	Viet Nam - European Union	EVFTA	2020	2035			9,3	7,7	6,2
14	Viet Nam - United Kingdom	UKVFTA	2020	2035			9,3	7,7	6,2
15	ASEAN, China, Korea, Japan, Australia, New Zealand	RCEP	2022	2056					

Source: Ministry of Finance

6.17.2. Target 17.2: Improve the quality and value added of export; Strive to reach an export growth rate of over 10% per annum (Global Target 17.11)

The total commodity export and import turnover in the period 2015-2022 increased 2.2 times, from 327.8 billion USD in 2015 to about 732.5 billion USD in 2022. Despite being heavily affected by the COVID-19 epidemic, export activities in the two years 2020 - 2021 still reaped encouraging results. In 2020, the export turnover rate is only 6.9%, a 1.5 percentage points decrease compared to 2019; in 2021, exports grew strongly, reaching a turnover of 336.31 billion USD, increased 19% compared to 2020; by 2022, export turnover was estimated at 371.85 billion USD, a 10.6% increase compared to 2021. This remarkable growth is due to the fact that Viet Nam has achieved efficiency in epidemic prevention and control, along with the efforts of the Government, sectors, and localities to implement various solutions, as well as the efforts of businesses, and export manufacturers to overcome difficulties. On the other hand, this also reflects the positive impacts of the new-generation trade agreements that Viet Nam ratified just a few years ago. Generally, in the period 2015 - 2022, the export growth rate increased by an average of 12.1% / year, reaching the set roadmap target and is an important driving force for economic growth.

Figure 94: Viet Nam's export value in the period 2010 - 2022



Source: Yearly Statistical Yearbook, GSO

The structure of export and import shifted towards reducing crude exports, increasing exports of processed and industrial products, and increasing imports of goods for production and export. Exports of the domestic sector are increasingly improving in terms of proportion and growth rate. The range of export items has been expanded, the number of items with export turnover from 1 billion USD has increased over the years¹⁶⁸. The export market has been expanded and diversified, many domestic products have gradually gained a foothold and competitiveness in markets with high quality requirements, typically telecommunications enterprises¹⁶⁹. Imports are mainly concentrated in essential goods for production, and exports and for investment projects in the field of energy and electronics¹⁷⁰. The import market for machinery and raw materials for production has gradually shifted from Asia to European and the US markets.

6.17.3. Target 17.3: Enhance policy coherence for sustainable development (Global

¹⁶⁸ In 2016, there were 25 items with export turnover of over 1 billion USD, accounting for 88.7% of total export turnover. By 2019, 32 items had reached kim export turnover is over 1 billion USD, accounting for 92.9%.

¹⁶⁹ The Viettel military industry and telecoms group has invested in foreign markets in 9 countries. VNPT Group has gradually implemented trade and investment promotion activities abroad, and at the same time, established branches or representative offices in 6 countries. FPT officially became the first foreign enterprise to get Myanmar license to deploy infrastructure and provide NFS telecommunications services.

¹⁷⁰ Imports for production of export goods and essential goods always account for nearly 90%; Imports of non-encouraged goods account for less than 7%.

target 17.14)

In the previous period of implementation of the Millennium Development Goals (MDGs), Viet Nam has achieved substantial results and is highly appreciated in the world. One of the important lessons learned from Viet Nam's success is that it has chosen the right ways to "nationalize" the MDGs, including the integration of MDGs into national socio-economic development strategies and plans, sectors/fields, and localities which was seen as an innovative move. These lessons of success remain relevant for SDG implementation.

Viet Nam has nationalized the Global 2030 Agenda into NAP 2030 with 17 sustainable development goals and 115 specific targets in line with national development conditions and priorities. NAP 2030 sets out the task of "Integrating sustainable development goals in the process of developing annual socio-economic development plans, strategies, policies and development plans of ministries, sectors, localities and agencies". In fact, the perspective of sustainable development is reflected throughout the National Socio-Economic Development Strategies and Plans. The SDGs are integrated into the national development policy system, from laws, socio-economic development strategies and plans, action programs of ministries, sectors, and localities. Currently, the effective implementation of the Socio-Economic Development Strategy 2021 - 2030, the Socio-Economic Development Plan 2021 - 2025, 2026 - 2030 is core to the achievement of sustainable development goals by 2030.

6.17.4. Target 17.4: Enhance the Global Partnership for Sustainable Development, complemented by multi-stakeholder partnerships that mobilize and share knowledge, expertise, technology, and financial resources, to support the achievement of the Sustainable Development Goals in Viet Nam (Global target 17.16)

With a proactive foreign policy, active international integration, diversification and multilateralization of relations, Viet Nam has expanded and raised the level of relations with all neighbouring countries, major countries, important partners and traditional friends, and actively participated in regional and global cooperation mechanisms, thereby enlisting wide international consensus and support for the country's renovation and socio-economic development.

As of April 2023, Viet Nam has now established diplomatic relations with 191 of the 193 UN member states, most recently with the Bahamas and Trinidad & Tobago islands in the first quarter of 2023. Viet Nam has established a Strategic Partnership framework with 17 countries and a Comprehensive Partnership with 13 countries, promoting cooperation in many major areas of sustainable development such as climate change, sea level rise, food security, energy security, water security, green growth, green transformation, green finance, digital transformation... In December 2022, Viet Nam, the G7 and a number of other international partners established the Partnership for a Just Energy Transition (JETP), thereby facilitating the attraction of resources for the implementation of Viet Nam's commitments at COP26 and the energy transition, green growth of the country.

Viet Nam also actively contributes to international joint efforts to maintain international peace and stability and supports other countries in disaster rescue and recovery. In February 2023, Viet Nam has for the first time sent 100 cadres and soldiers of the People's Army and People's Police and equipment to assist in emergency humanitarian rescue and rescue in Turkey and make a financial contribution (USD 200,000) to the emergency assistance effort of Turkey and Syria. Viet Nam has sent 95 officers to individual positions in

the Missions in South Sudan, Central African Republic (MINUSCA) and Abyei (UNISFA), including the first 3 police officers deployed at UNMISS in August 2022; 252 personnel from 4 Field Hospitals Level 2 and in UNMISS Missions; 184 servicemen from the Corps of Engineers No. 1 in UNISFA Mission (total 527 officers); there are also 4 military and police officers on duty at the Peace Operations Department (DPO) of the UN Secretariat and 2 military officers on duty at the EU Training Mission in the Central African Republic (EUTM-RCA). Viet Nam currently has one of the highest female participation rates among countries sending troops to UN GGHB missions (14.1%). It is expected that Viet Nam will deploy more Level 2 Field Hospital No. 5 in 2023.

6.17.5. Target 17.5: Encourage and promote effective public, public-private and civil society partnerships, building on the experience and resourcing strategies of partnerships (Global target 17.17)

Regarding public-private partnerships, since the promulgation of Resolution No. 13-NQ/TW on January 16, 2020¹⁷¹ and the Law on Investment in the form of public-private partnership (PPP) effective from January 1, 2021, the attraction of private capital in the form of public-private partnership (PPP) has achieved certain results, contributing to significant improvement of the transport, urban and energy infrastructure systems, changing the appearance of many localities.¹⁷²

According to statistics of the Ministry of Planning and Investment¹⁷³, from the time the PPP Law came into effect (January 1, 2021) to November 2022, there were 8 new PPP projects implemented under the provisions of the PPP Law and 139 transitional PPP projects (excluding BT projects). All the new PPP projects are key large-scale ones at national and local level, with a total investment of approximately VND 131,000 billion. These projects, when completed, are expected to provide 253.44km of expressways, 2 international airports of Grade 4C standard and Grade II military airports, contributing to upgrading national and local infrastructure. Through these projects, it is expected to mobilize more than VND 58,574 billion in private investment.

Most of the 139 PPPs mentioned above are in the transport and energy sectors. In the field of transportation, the investment in the development of transport infrastructure systems contributes to the formation of essential infrastructure, serving the socio-economic development of localities and regions. The completed projects have shown the investment efficiency by the exploitation and operation of the built infrastructure, contributing to the improvement of investment environment in the localities. In the energy sector, BOT projects with large capacity and total investment have significantly contributed to promoting local socio-economic development, solving the employment needs of many local workers, ensuring electricity supply for the national electricity system, meeting the increasing demand for electricity for socio-economic development.

However, practice shows that the system of documents regulating PPP investment is incomplete, lacks synchronization and consistency. Public investment resources have not proven yet their leading role, as a “primer” to attract resources from the private sector, new projects still focus only in transport sector without

¹⁷¹ Resolution 13-NQ/TW dated January 16, 2012, of the Party Central Committee determined to “strongly attract all economic sectors, including foreign investors, to invest in infrastructure development, ensure the satisfactory interests of investors, expand the form of the State and people working together...”

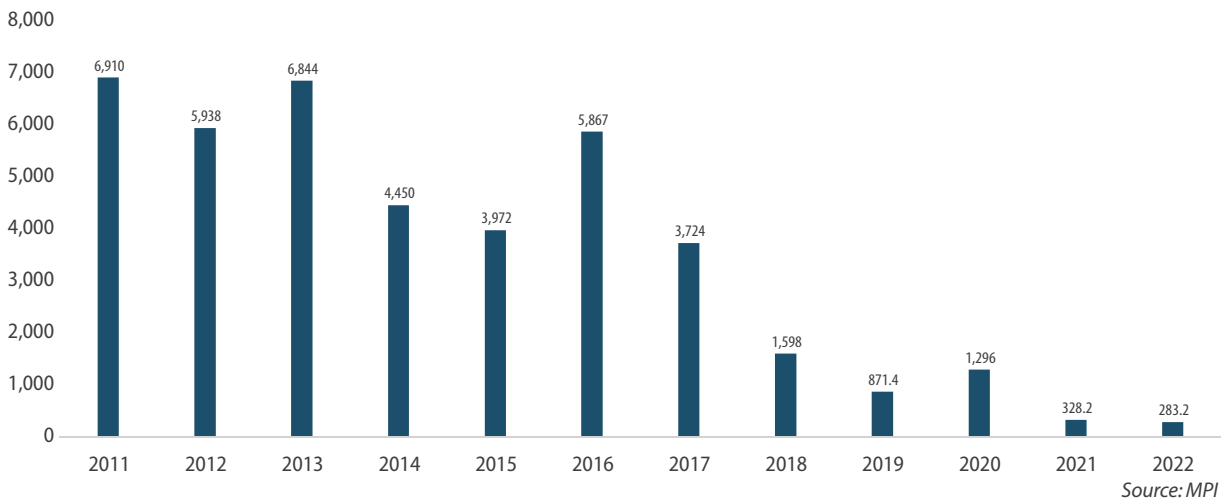
¹⁷² <https://baodauthau.vn/ppp-gop-phan-quan-trong-phan-tien-ha-tang-quoc-gia-post80239.html>.

¹⁷³ Official letter No. 8336/BKHDT-QLĐT dated November 17, 2022.

reaching out to potentials in other fields. Problems are arising in some transitional projects in the transport and energy sectors but have not been fully handled, which negatively affected the PPP investment environment in general and the implementation of new PPP projects.

Official development assistance (ODA) and concessional loans from foreign donors are provided to Viet Nam by foreign donors to support development, ensure welfare and social security. Although this capital source is in a rapid downward trend in the period 2016 up to now when Viet Nam becomes a middle-income country, it is still an important source of capital for Viet Nam’s socio-economic development.

Figure 95: Total ODA and concessional loans in Viet Nam in the period 2011 - 2022 (Million USD)



07

THE CONTEXT, DIFFICULTIES AND CHALLENGES IN IMPLEMENTING THE SDGs IN VIET NAM



7.1. Global context

In the coming time, the world economy is expected to have rapid changes with many complicated developments. Many countries around the world are facing the consequences of the COVID-19 epidemic, including a slowdown in economic growth, political instability, inflation, and rising commodity prices following efforts to stimulate demands in many countries. In addition, the trend of regionalization, extreme nationalist movements, geo-political conflicts, and strategic competition among major countries are creating great challenges for the global sustainable development process. Meanwhile, the world is facing the risk of hunger outbreaks, rising inequality, and rising global poverty for the first time in decades. Threatened ocean and forest ecosystems; biodiversity is declining at an unprecedented rate; environmental pollution, natural disasters, climate change are complicated. Globally, none of the SDGs are moving in the right direction. All of this will make achieving SDGs by 2030 extremely difficult and challenging.

Globalization and international integration create conditions for the increasingly free and large-scale movement of development resources (capital, technology, human resources...). That process creates pressure for countries to continuously innovate, improve institutions and policies, develop high-quality human resources, invest in modernizing infrastructure, especially transport, telecommunications as well as infrastructure systems connecting regions in each country, ensuring better exploitation of the potential of territories. Meanwhile, import tariffs will decrease to 0-5%, which will affect import and export activities, especially in countries where the economy has a large openness. The trend of applying minimum tariff on global scale is placing new requirements for businesses as well as requiring timely adaptation of authorities.

Rapid S&T development together with the explosion of the industrial revolution 4.0 are changing production and management methods. The great advances of S&T will fundamentally change the way of global production, trade, and investment. Industry 4.0 is expected to create many opportunities to improve technology level, production capacity and competitiveness in the product chain; accelerate the transformation of growth models based on S&T and innovation; create more opportunities for innovative start-ups. However, the rapid pace of technological innovation will have profound impacts on the economy, sectors, areas, and labour markets and is becoming a challenge for countries with cheap labour like Viet Nam (with the main comparative advantage based on cheap and abundant labour resources).

Sustainable development has become a global trend; digital economy, circular economy, green economy are the development models chosen by many countries. Switching to renewable energy, and green energy will be a clearer trend in the coming period. Issues of environmental pollution, green growth, reduction of greenhouse gas emissions towards the goal of net-zero emissions by 2050 will get concentrated and prioritized in policy decisions and investment projects. Non-traditional security challenges such as climate change, water security, energy security ... are having deepen impacts on socio-economic development of countries, requiring them to join hands in developing and implementing measures as well as mobilizing resources to respond.

7.2. Difficulties and challenges in implementing SDGs in Viet Nam

In the coming time, Viet Nam will have to face both existing internal difficulties and serious impacts of the COVID-19 epidemic, which are putting pressure for faster and deeper economic restructure. Although there's strong recovery in domestic socio-economic situation in 2022, instability still exist at international

level, continuing to affect the progress of SDGs implementation in Viet Nam in the coming years.

The current economic growth is facing challenges such as: productivity, quality and competitiveness of the economy still not high; quality of human resources not meet the growth requirements; limited scientific and technological development not yet constitute growth stimulation; slow economic restructuring in association with new growth models; Growth is highly dependent on the increase of investment, capital demand for socio-economic development is huge, while state budget, concessional loans and aids all tend to decrease.

Social management and development still have its limitations and not keeping up with requirements. The gap between the rich and the poor tends to expand, parts of the population are living in difficult conditions, especially in remote areas, ethnic minority areas, and disaster-prone areas; The development gap between localities, regions and areas is still large. Rapid population ageing leads to pressure on the social security system and impacts on economic growth.

The process of urbanization continues to take place at bricking pace, creating excessive pressure on the need to develop infrastructure and treat environmental pollution. There are still challenges to use and exploit water, land resources efficiently and sustainably. Natural disasters and climate change are evolving increasingly rapidly, fiercely, and unpredictably, affecting people's production and lives.

In the coming years, the mobilization of resources will face many challenges, especially in the context of recovery from the COVID-19 epidemic. Compared to the prior COVID-19 time, the state budget revenue/GDP tended to decrease. ODA sources decreased remarkably, especially after Viet Nam became a lower-middle-income country in 2010. Gradually, Viet Nam will no longer receive concessional loans, on the contrary, will have to switch to borrowing at commercial interest rates. Capital mobilization from FDI and remittances continues to remain high but depends on many external factors and the domestic business environment. Investment from the domestic private sector has not demonstrated its expected role as the driving force of economic growth and sustainable development of the country.

The pressures on transforming development methods, especially the commitment to net-zero emissions by 2050 in the context of shortages in resources, energy, and low level of S&T development... will put Viet Nam's economy in front of many challenges. However, new development methods and models such as green growth, ecological economic development, circular economy, sharing economy, etc. along with S&T progress are giving Viet Nam's economy many options for rapid and sustainable growth.



08

KEY SOLUTIONS IN THE COMING TIME



There will be a lot of difficulties in the implementation and attainment of the SDGs by 2030 in Viet Nam. However, the achievements done in the previous period, along with the socio-political stability of Viet Nam and the ever improving institutional and legal framework for socio-economic development continue to create a springboard for the implementation of the SDGs in the coming period.

In order to accelerate the implementation of SDGs in the remaining halfway, Viet Nam will focus on the following groups of solutions:

8.1. Complete and improve the quality of socialism-oriented market economy institutions; enhance the effectiveness and efficiency of policy implementation through public administration reforms and continue to promote the participation of disadvantaged groups in the decision-making process

Continue to improve the quality of institutions and laws to make them complete, synchronized, modern, inclusive, stable, specific, and transparent. Improve policy implementation in a way that ensures equitable contributions and benefits for all, especially the vulnerable; at the same time, strengthen inter-sectoral and inter-regional coordination to improve the effectiveness of policy implementation.

Fully and synchronously develop the markets of production factors, especially the markets for land use rights, and S&T; Ensure full freedom and safety in business activities; mobilize, allocate and effectively use resources according to market principles; Develop and complete the legal framework, test specific mechanisms and policies to promote digital transformation, digital economy, develop new economic models, innovative start-ups, provision of public services, environmental management, and protection...

Promote the role of people, enterprises, socio-political, socio-professional organizations, and communities in formulating, criticizing, and supervising the implementation of laws, mechanisms, and policies. Promote the strength of the great national unity, fronts, and mass organizations to emulate socio-economic development, ensure national defence and security and build government at all levels. Continue to promote better participation of marginalized groups in decision-making.

Reform administrative procedures drastically, synchronously, and effectively, remove barriers restricting business freedom, improve and enhance the quality of the business environment, ensure healthy, equal, and transparent competition. Improve the rate of online administrative procedures; enhance the quality of online public service delivery, improve people's satisfaction.

Promote the establishment of e-government, towards digital government; synchronously design, build and put into operation an integrated system, interconnecting large databases, especially data on population, health, education, insurance, enterprises, land, housing to serve socio-economic development and people's lives promptly and effectively. Implement national digital transformation comprehensively to develop the digital economy and build digital society.

8.2. Continue to prioritize investment in human resource development, science and technology, innovation, and improvement of synchronous and modern economic and social infrastructure systems to improve productivity and promote sustainable economic growth

Promote the development of human resources, especially high-quality human resources, to meet the requirements of the Fourth Industrial Revolution and international integration. Develop a team of leading experts and scientists; focus on human resources for technical, digital aspects, technology management, corporate governance, social management, life arrangement, and public care.

Focus on training and retraining teachers to meet the requirements of fundamental and comprehensive reform of education and training. Drastically shift the educational process from mainly equipping knowledge to comprehensively developing learners' capacity and quality; from in-class study to organizing diverse forms of learning, paying attention to teaching and learning online, via the Internet, television, social activities, extracurriculars, scientific research; School education combined with family education and social education. Reorganization of the school system; harmoniously develop public and non-public education, between regions and areas, giving priority to extremely disadvantaged areas, ethnic minority areas, borders, islands, and policy targeted beneficiaries. Expand the scale and improve the quality of education and training in rural areas and ethnic minority areas. Special attention is paid to on-site training of ethnic minority workers, supporting education and training, vocational guidance, foreign languages, and cultural fostering to provide quality human resources for enterprises.

Strong development of science, technology, innovation, and digital transformation is the main driver of economic growth. Implement digital transformation in national governance, state management, production, business, social organizations, and national resource management. Accelerate digital transformation for a number of potentially capable industries and fields, especially small and medium-sized enterprises, apply and develop new technologies, prioritize digital technology, the internet of things, network security, clean energy, environmental technology for transformation, improve productivity and efficiency of the economy.

Strengthen and link enterprises with research institutes and universities, focusing on improving enterprises' capacity to acquire, master and gradually participate in creating new technologies. Encourage foreign-invested enterprises to establish centres for research, application, and innovation in Viet Nam.

Continue to promote the implementation of strategic breakthroughs in building a synchronous infrastructure system. Focus on investing in national key and large-scale infrastructure projects, especially in transport, energy, and digital infrastructure to fundamentally overcome bottlenecks for development and enhance connectivity with the region and the world. Focus on developing the highway network, investing, and upgrading airports, especially key airports. Strengthen the capacity of infrastructure systems to respond to climate change, strongly develop reasonable energy sources, promote the development of renewable energy and clean energy to meet development requirements and ensure energy security. Synchronous and modern development of cultural and social infrastructure. Building digital infrastructure and national database system, ensuring technical infrastructure for information safety and security.

8.3. Stabilize macroeconomic, supporting recovery from COVID-19; mobilizing and effectively using financial resources for sustainable development

Improve the efficiency and effectiveness of macroeconomic management. Develop and implement policy solutions to overcome the impacts of the COVID-19 epidemic, quickly recover the economy, and effectively take advantage of new opportunities for national development. Support the recovery of enterprises in several priority sectors/ areas using credit support (creating the most favourable conditions for businesses and people to access credit, interest rate support for some specific objects); finance (tax and fee exemptions/ reductions); production; develop sustainable supply chains, especially value chains in agriculture and fisheries; support digital transformation for businesses, promote innovation.

Develop and implement policies to support SMEs to develop in scale, improve management level, market connectivity and innovation. Accelerate the reform of SOEs, strengthen market mechanisms for this group of enterprises to facilitate private sector development, level the playing field, and encourage the application of effective corporate governance principles in both private and public sectors in a healthy market economy.

Shift the focus of attracting foreign direct investment from quantity to quality. Prioritize projects that create high added value, have modern management models, connect global supply chains, have spillover effects, and are closely connected with the domestic economic sector. Develop investment criteria for selection of projects and give priority to attract investment, especially green-oriented projects, capable of promoting job creation.

Continue to effectively restructure public investment in the direction of reducing public investment in the structure of investment capital of the whole society, concentrating capital on key sectors and fields of the economy, key works and projects with expanding power, creating driving forces for socio-economic development, create breakthroughs to attract domestic and foreign private capital in the form of public-private partnership, maintain the leading role of the central budget and ensure harmonious development among regions and areas. Strictly control loan sources for investment in socio-economic infrastructure. Promoting public investment in environmentally friendly projects such as renewable energy production that contributes to economic recovery, job creation, capacity building for capital infrastructure and in turn can attract more private investment, including through new public-private partnerships. Promote the development of “green credit” and “green banking”; increase the proportion of credit capital invested in renewable energy, clean energy, low-carbon production, and consumption industries.

Use financial resources effectively through improving the efficiency of tax systems and policies; improve the efficiency of public spending; innovate public financial management in the direction of openness and transparency. Improve the efficiency of public investment, ensure that public investment projects have spillover effects to promote sustainable development. Allocate and effectively use funds from 03 National Target Programs¹⁷⁴ to improve lives, ensure livelihoods for disadvantaged people, reduce social inequality, provide essential public services such as education, health, and other social security services to all people, thereby indirectly place positive impacts on most of the sustainable development goals.

¹⁷⁴ the National Target Program on Sustainable Poverty Reduction; The National Target Program on New Rural Areas and the National Target Program on Socio-Economic Development of Ethnic Minorities and Mountainous Areas.

8.4. Continue to promote reform of the social security system to ensure increased resilience to shocks and support for disadvantaged groups; cultural and social development, realization of progress and social justice

Continue to implement social security policies, especially for the disadvantaged and the poor. Innovate approaches, strengthen coordination, integrate, and prioritize resources, promote socialization in the field of social assistance. Develop and diversify professional social assistance services. Synchronous and comprehensive implementation of solutions for youth development, gender equality and for the advancement of women. Gradually reduce gender gaps across political, economic, cultural, social, and family spheres. Fully realize children's rights, create a healthy and favourable environment for children to develop comprehensively including physical, intellectual, spiritual, moral, and social relationship development. Strengthen education in knowledge and skills for child protection, control of accidents, violence, and abuse of children.

Create conditions for everyone, especially children, disadvantaged groups, ethnic minorities, and migrants to blend in, equal access to resources, development opportunities and equitable enjoyment of basic social services. Pay attention to the development of ethnic minority areas and extremely difficult areas; organize the effective implementation of the National Target Program on Socio-Economic Development in Ethnic Minority and Mountainous Areas in the period of 2021 - 2030.

Synchronously implement multidimensional, sustainable, and inclusive poverty reduction solutions, especially in ethnic minority areas. Continue to effectively implement the National Target Program on Sustainable Poverty Reduction. Substantively renovate the approach to poverty reduction by conditional support policies, reducing grant support, raising the will to proactively escape poverty; limiting social inequality. Focus on fundamentally solving the demand for housing, supplementing mechanisms, and policies to promote the strong development of social housing; rationally arrange residential areas and support housing development for people in areas frequently affected by natural disasters and climate change.

Improve the quality of population and people's health in terms of physical, mental, stature, life expectancy as well as quality of life. Take care of developing the quality, size, and structure of the population, firmly maintain the replacement fertility level, bring the sex ratio at birth to the natural balance. Focus on maternal health care; implement proper nutrition, rapidly reduce the rate of stunted children with low body weight. Renovate management mechanisms, build fair, quality, effective and internationally integrated health systems, implement universal health coverage, organize public health service provision, ensure basic services, especially at grassroots levels.

Develop specific mechanisms and policies to promote education, training, improve the quality of human resources, ensure quality, comprehensive, equitable education and enhance lifelong learning opportunities for all. At the same time, create livelihoods, jobs, stable settlement, sustainable agricultural development for ethnic minorities, especially in remote, and border areas. Develop mechanisms and policies to meet basic health needs, contributing to ensuring good health and welfare for people, especially for disadvantaged people and ethnic minorities, especially in remote and border areas. Implement socio-economic development programs and projects in ethnic minorities and mountainous areas and areas

meeting with extremely difficult conditions. Support infrastructure development for disadvantaged areas, especially transport, power supply, information and communication infrastructure, digital infrastructure to enhance connectivity, raise awareness for people, promote the development of goods production. Gradually develop disadvantaged areas through building infrastructure connecting disadvantaged areas with economic corridors, connecting disadvantaged border areas with the development of border-gate economic zones, improving socio-economic development, ensuring people's livelihoods, promoting sustainable development.

Complete the legal system on social insurance, proceed to implement universal social insurance. Develop a flexible, diversified, and modern multi-tiered social insurance system, international integration, harmoniously combining the principles of contribution and beneficiary; equity, equality, sharing and sustainability. Pay attention to proper investment in cultural development, gradually narrowing the gap in cultural enjoyment between urban and rural areas, between regions and areas. Preserve and promote fine cultural values of ethnic groups and cultural heritages and scenic spots.

8.5. Efficient management and use of resources; strengthening environmental protection and climate change response, natural disaster prevention and mitigation; promote the development of green and circular economy

Strictly manage and improve the efficient use of natural resources, especially land, water, and minerals, according to market principles. Accelerate the completion of the legal system, mechanisms, and policies to ensure synchronization and transparency of market factors in order to be able to capitalize natural resources, rationally allocate and use them effectively. Ensure water security, lake and dam safety and prevent depletion of water resources; enhance water storage, regulation, management, economical and efficient exploitation, and use of water resources in service of socio-economic development and people's lives. Promote cooperation with upstream countries and international organizations in the protection and effective use of water resources in transboundary river basins.

Strengthen measures to manage, rehabilitate and restore air quality; promote the development of automatic air monitoring station systems in large urban areas; regularly warn and publicize information on air environment quality in special urban areas and Grade I urban areas. Implement solutions to gradually curb air pollution in large urban areas.

Strengthen measures to monitor and control waste sources; invest in building centralized wastewater treatment systems for urban areas, focusing on urban areas in river basins. Promote the implementation of projects on treatment of surface water pollution in ponds, lakes, rivers, canals in urban areas, residential areas and craft villages through promoting the implementation of investment projects, application of appropriate technological and technical measures for rehabilitation, treatment of pollution of lakes, rivers, canals; in combination with the promotion of environmental sanitation movements, models of environmental self-management in urban areas and residential areas.

Focus investment on waste management in special urban areas and Grade I urban areas. New investment or conversion of technology of solid domestic waste treatment facilities to combine waste treatment with energy recovery to be implemented first in large urban areas. Well implement the model of waste

classification at source; build and complete systems of collection, classification, transportation, and treatment of plastic waste in industrial parks, urban areas, tourist areas, concentrated residential areas along the coast, riverside and seaports.

Promote treatment, reclamation, and restoration of soil environment in polluted areas, places with chemical/pesticides residues, closed or relocated landfills. Thorough remediation of hot spots and sites contaminated with toxic chemicals/dioxins after the war in Viet Nam. Implement solutions for technical advances in agricultural production to protect and improve soil fertility; focus on preventing and combating erosion, desertification, soil degradation, saltwater intrusion, riverbank, and coastal erosion, especially in the coastal areas of South-Central Viet Nam and the Mekong Delta.

Continue to strengthen and conserve and strictly protect the existing protected area system; expanding the protected areas; strictly protect important ecosystems, wetlands of international importance (Ramsar sites), core areas, existing areas with ecologically important landscapes recognized by international organizations. Strictly conserve the protective forests and watershed forests to maintain the ability to regulate water upstream when heavy rains occur to limit floods... In addition, conduct good protection of coral reef ecosystems, wetlands, limiting activities of converting forest areas to agricultural production, aquaculture, polders, coastal erosion ...

Proactively monitor and respond effectively to climate change; review and complete the policy and legal framework to create conditions for green and circular economy development. Continue to implement policies more effectively towards sustainable use of energy and energy saving, especially the good implementation of the National Program on Sustainable Production and Consumption. Improve the resilience and adaptability to climate change of the infrastructure system and the economy, implement smart solutions to adapt in agriculture, fisheries, and forest development.

8.6. Strengthen international cooperation to promote the implementation of the SDGs

Improve the efficiency of foreign affairs, closely associate the proactive and active international integration with strengthening synchronous and modern institutional capacity. Promote and elevate multilateral diplomacy, closely coordinate with bilateral diplomacy, and fulfil international responsibilities, especially in ASEAN, the UN and cooperation frameworks in the Asia-Pacific.

Improve the level and quality of international integration to expand markets, take advantage of capital, technology, knowledge and management skills; improve the competitiveness of the economy, enterprises and products; promote the development of domestic industries, establish a higher position in the global value chain; actively contribute to the process of renovating the growth model, restructuring the economy, promoting industrialization and modernization of the country, narrowing the development gap compared to more developed countries in the region and the world.

Promote economic diplomacy for socio-economic development, taking people and businesses as the centre of service. Make the most of the national position and external resources to serve national development. Improve integration capacity, effectively implement international commitments, and free trade agreements; integrated with socio-economic development plans and programs. Promote political and foreign relations

advantages to protect the interests of the State, enterprises, and people. Further promote cultural diplomacy, make practical contributions to strongly promote the national image and strengthen the country's synergy.

Focus on cooperation with neighbouring countries and in the region on transboundary environmental issues such as protection of the aquatic environment, marine environment, air environment, ocean plastic waste management, control of poaching, illegal wildlife trade and invasive alien organisms.

Strengthen Viet Nam's role and position in the international forum on sustainable development; actively participate in the Voluntary National Review at the UN High-Level Political Forum. Synchronize common regional priorities in the development and implementation of sustainable development policies, in order to create an appropriate legal environment to take advantage of opportunities for cooperation, sharing experiences and good practices, building capacity, and mobilizing resources for national sustainable development goals.

Strengthen international cooperation to mobilize resources for green growth, sustainable development, and climate change response, especially access to international climate finance. Promote the Viet Nam-UN Sustainable Development Cooperation Framework 2022-2026 to contribute to the implementation of the SDGs, the Socio-Economic Development Strategy 2021-2030, and the Socio-Economic Development Plan 2021-2025.

8.7. Continue to improve the availability of data to increase the effectiveness of monitoring and evaluation of SDG implementation

Standardize statistical information systems on sustainable development, especially at the local level; standardize concepts and calculation methods for sustainable development indicators in accordance with international standards; strengthen the capacity of ministries, sectors and localities in data collection, monitoring, and evaluation of sustainable development goals. Implement solutions to improve the national statistical system on sustainable development; building modern infrastructure and equipment for collecting information and data from central to local levels; promote exchanges and cooperation to share information, data and publish SDGs statistics.

Mobilize technical assistance from development partners, especially UN agencies in collecting SDGs data and rapid data collection in real time as well as digitizing information and data sources for future emergency response and assistance. Mobilize the participation of civil society organizations and non-governmental organizations to provide data for the process of monitoring and evaluating the SDGs.

Integrate the collection of information on SDGs statistical indicators into statistical surveys (especially the Viet Nam Population Living Standards Survey, Population Change and Family Planning Survey; Labour and employment surveys), statistical reporting regimes of ministries, etc industry. Enhance research into new and non-traditional data sources: big data, remote sensing data, satellite data, ... Increase the mobilization of financial and technical assistance from international organizations to conduct surveys and collect information on indicators that do not yet have data. Develop automated software systems to collect SDG data to help reduce manual data reporting from ministries, sectors, and localities; create a unified and synchronous database to serve well for reporting the progress of the SDG implementation annually.

8.8. Enhance awareness-raising, promote coordination and cooperation among stakeholders to create diffusion in the implementation of the SDGs. Ensuring the implementation of the SDGs becomes everyone's job

Strengthen effective coordination among ministries, sectors, localities, and stakeholders. Promote the role of the National Council for Sustainable Development and Competitiveness and other inter-sectoral mechanisms in connecting and promoting coordination in the implementation of the SDGs; Ensure consistency and unity in actions between central and local governments in the implementation of socio-economic development programs and policies; Promote the application of information technology in the operation of state agencies, build and implement e-government, towards digital government.

Implement the SDGs at all levels of government, localize them effectively in the process of formulating and implementing policies, programs, and plans; Strengthen the capacity of national and local statistical systems on sustainable development to support monitoring and evaluation of SDG performance.

Promote the role of businesses and social organizations in implementing the SDGs. Encourage the business community to actively carry out sustainable production and consumption activities; invest in green and sustainable initiatives and projects; fulfil social responsibility to the community. Strengthen the proactive and creative role of social organizations in providing services to the community; disseminate and raise awareness about sustainable development; collect information, research to detect arising problems; criticize and monitor the implementation of sustainable development goals at all levels and stakeholders; promote transparency and openness in the implementation of sustainable development goals.

09

CONCLUSIONS



The Agenda 2030 and SDGs are a cross-cutting orientation in Viet Nam's strategies and policies. Viet Nam commits to concentrate all resources and mobilize the participation of all ministries, sectors, localities, organizations, communities, and people to successfully implement the Agenda2030 and SDGs.

Viet Nam has nationalized 17 SDGs in the NAP 2030 with 115 specific targets to match national development conditions and priorities. Since 2018, Viet Nam has continued to steadfastly move towards the SDGs, with many policies promulgated at national, ministries, sectors, and localities, mobilizing the participation of stakeholders, thereby obtaining certain achievements in the implementation of the SDGs. Accordingly, Viet Nam has made great progress in implementing SDG 1, SDG 6, SDG 9, SDG 10, SDG 16 and SDG17 and needs to continue efforts to maintain the progress and achievements towards these goals. At the same time, Viet Nam needs to accelerate the implementation of the remaining SDGs - which have achieved certain progress, but still face many difficulties and challenges.

With great determination and political commitment, Viet Nam believes that it will successfully implement the Agenda 2030 towards a safer and better life for today's and future generations, not only for the Vietnamese people but also for the common benefit of all humanity. Viet Nam commits to continue promoting its role as a responsible member of the international community, actively contributing to joint efforts so that no individual or country is left behind in this process. Viet Nam looks forward to continuing to work with all partners to achieve the Sustainable Development Goals for all.

10

APPENDIX



Appendix 1. Data on sustainable development by indicators

No.	Code	Targets, Indicators	Unit	2010	2015	2016	2017	2018	2019	2020	2021	2022	Data source ¹⁷⁵
1	1	Goal 1: End all forms of poverty everywhere											
1	1.1.1	Multi-dimensional poverty rates	%			9.2	7.9	6.8	5.65	4.8	4.36	4.3	GSO
2	1.1.2	Proportion of population with an average daily income of less than US\$1.9	%					1.5		1.9			GSO
3	1.1.3	Percentage of multi-dimensionally poor children	%			19.1		14.5		11.7			GSO
4	1.2.1	Number of contributors to social insurance, health insurance and unemployment insurance											VSS
		Social insurance	Thousand people	9,523	12,291	13,056	13,820	14,732	15,762	16,189	16,552	17,500	
		Health insurance	Thousand people	52,407	68,466	75,915	81,189	83,541	85,745	88,043	88,834	91,074	
		Unemployment insurance	Thousand people	7,206	10,310	10,945	11,539	12,643	13,392	13,343	13,400	14,330	
5	1.2.2	Number of beneficiaries of social insurance, health insurance and unemployment insurance											VSS
		Number of monthly social insurance beneficiaries	Thousand people	2,403	2,838	2,934	3,026	3,098	3,208	3,286	3,319	3,340	
		Number of lumpsum social insurance beneficiaries	Thousand people	5,405	8,285	9,149	10,498	11,255	12,428	11,192	8,423	12,007	
		Number of patients covered by health insurance	Million people	106	130	150	170	176	184	168	126	151	
		Number of unemployment insurance beneficiaries	Thousand people	145	545	1,235	691	746	897	1,086	13,711	984	
6	1.2.3	Number of beneficiaries of monthly social allowance in community	Thousand people					3,028	3,037	3,200	3,500	3,600	MOLISA
7	1.2.4	Number of people receiving ad-hoc social support	Person					1,681.1	1,206.25	1,859	10,542	1,820	MOLISA
8	1.2.5	Number of people living and being cared for in social protection facilities or social housing	Person				45,348		48,110	48,293		41,110	MOLISA
9	1.3.1	Proportion of population living in households with access to basic services											GSO
		Proportion of households with solid houses	%	49.2		49.7		49.8		49.7		50.3	

¹⁷⁵ GSO: General Statistics Office; VSS: Viet Nam Social Security; MOH: Ministry of Health; MARD: Ministry of Agriculture and Rural development; Ministry of public security; MOET: Ministry of Education and training; MOLISA: Ministry of labour, war invalids and social affairs; NA office: Office of the National Assembly; MOHA: Ministry of Home Affairs; Party Central Organizing Committee; MIC: Ministry of Information and Communications; MOC: Ministry of Construction; MPI: Ministry of Planning and Investment; MONRE: Ministry of Natural Resources and Environment; MOIT: Ministry of Industry and Trade; MOCST: Ministry of Culture, Sports and Tourism; SBV: State Bank of Viet Nam; MOST: Ministry of Science and Technology; MOFA: Ministry of Foreign Affairs; MOF: Ministry of Finance.

No.	Code	Targets, Indicators	Unit	2010	2015	2016	2017	2018	2019	2020	2021	2022	Data source ¹⁷⁵
		Proportion of households using electricity	%	97.2		98.8		99		99.5		99.5	
		Proportion of households with access to hygienic water	%	90.5		93.4		95.7	96.34	97.4	98.1	98.3	
		Proportion of households using hygienic toilets	%	75.7		83.3		90.3	92.66	94	95.6	96.2	
		Proportion of households having durable goods	%	98.4		99.7		99.8		99.9		99.9	
2		Goal 2: End hunger, ensure food security, improve nutrition, and promote sustainable agricultural development											
10	2.1.1	Prevalence of undernourishment	%	10.9	8.1	7.8	7.2	6.8	6.2	5.7			FAO
11	2.1.2	Prevalence of moderate or severe food insecurity in the population	%				6.2	6.2	6.5	7.6			FAO
12	2.2.1	Prevalence of stunting and malnutrition among children under 5 years of age											
		Prevalence of children under 5 years of age with underweight (weight for age)	%		14.1	13.9	13.4	13.2	12.2	11.5	11.2		
		Prevalence of children under 5 years of age with stunting with underweight (height for age)	%		24.6	24.5	24.2	24.3	22.4	19.6	19.2		
		Prevalence of children under 5 years of age with wasting (weight for height)	%		6.4	6.3	6.2	6.1	5.2	4.2	3.6		
13	2.4.1	Proportion of agricultural cultivation area applying safe production processes	%										MARD
14	2.4.2	Proportion of aquaculture area applying good and sustainable aquaculture practices	hectares			305					16,991	85,996	MARD
15	2.4.3	Consumer price index (CPI) of food and foodstuffs											GSO
		Restaurant and catering services	Index, average year (previous year = 100)	110.71	101.48	102.36	98.92	103.23	104.06	109.99	100.72	102.55	
		Food	Index, average year (previous year = 100)	112.95	98.94	101.65	101.61	103.71	100.46	104.51	105	102.44	
		Foodstuffs	Index, average year (previous year = 100)	110.21	102.03	102.79	97.40	103.47	105.08	112.28	99.46	101.62	
16	2.5.1	Number of secured plant and animal genetic resources for food and agriculture											MARD

In 2022, the number was 38,344 gene sources

No.	Code	Targets, Indicators	Unit	2010	2015	2016	2017	2018	2019	2020	2021	2022	Data source ¹⁷⁵
	3	Goal 3. Ensure a healthy life and promote well-being for all at all ages											
17	3.1.1	Maternal mortality ratio per hundred thousand live births	Persons/100,000 cases		54				46				GSO
18	3.1.2	Proportion of births attended by skilled health personnel	% of total			97.5	98.6	98.5	96.7	96	98	98	MOH
19	3.1.3	Under-five mortality rate	Deaths of children under five years of age per 1000 live births	23.8	22.1	21.8	21.5	21.4	21	22.3	20.47	18.9	GSO
20	3.1.4	Neonatal mortality rate	Over 1000 live births								6		GSO
21	3.1.5	Under-one mortality rate	Deaths of children under one year of age per 1000 live births	15.8	14.7	14.5	14.4	14.2	14	13.9	13.7	12.1	GSO
22	3.2.1	Number of new cases of HIV infections detected annually per 1,000 uninfected population	Cases per 1,000 people not infected		0.11	0.11	0.11	0.11	0.11	0.14	0.13		MOH
23	3.2.2	Number of new cases of tuberculosis infections per 100,000 population	Cases per 100,000 people		54.2	61.8	54.1	52.5	54.6	55.5			MOH
24	3.2.3	Number of new cases of malaria infections per 100,000 population	CA/100,000 population		21	11.3	8.8	5.03	4.81	1.47	0.47	0.46	MOH
25	3.2.4	Number of new cases of Hepatitis B infections per 100,000 population											MOH
26	3.3.1	Number of deaths attributed to cancer, cardiovascular disease, diabetes, or chronic obstructive pulmonary disease per 100,000 population	cases/100,000 population		21.94				21.24				MOH
27	3.3.2	Suicide mortality rate per 100,000 population	People/100,000 population		5.87	5.73	5.32	5.73	4.7				MOH
28	3.4.1	Coverage of treatment interventions for drug addicts								39.8	40		MOH
29	3.4.2	Proportion of people aged 15 years and older using alcohol at a harmful level	%		22.4								MOH
30	3.5.1	Number of traffic accidents; number of deaths or injuries from traffic accidents											Ministry of Public Security

No.	Code	Targets, Indicators	Unit	2010	2015	2016	2017	2018	2019	2020	2021	2022	Data source ¹⁷⁵
		Number of traffic accidents	cases	44,442	22,850	21,431	20,084	18,565	17,626	14,977	11,487	11,450	
		Number of deaths due to traffic accidents	Person	11,449	8,728	8,644	8,281	8,211	7,624	6,857	5,790	6,384	
		Number of people injured in traffic accidents	Person	10,633	21,072	19,100	17,040	14,558	13,624	11,161	8,018	7,084	
31	3.6.1	Proportion of women aged 15–49 years who have their need for family planning and are using modern methods	%	67.5	65	66.5	65.6	66.5		67.8	68.1		GSO
32	3.6.2	Adolescent birth rate (aged 10–19 years)	‰						11				GSO
33	3.7.1	Proportion of households with large medical expenditures as a share of total expenditure or income											GSO
		Proportion of households with medical expenditures >= 25% of total household expenditure	%	3.4		3.7		4		3			
		Proportion of households with medical expenditures >= 10% of total household expenditure	%	14.3		14		14.5		11.7			
34	3.7.2	Percentage of fully vaccinated infants under one year old	%	94.6	97.2	98	96.4	94.8	94.3	96.8	87.1		MOH
35	3.7.3	Number of health workers per ten thousand population	Person		47.9	50.6	49.9	49.5	49.2	49.5			MOH
		Number of doctors per 10,000 population	Person		8	8.6	8.6	8.7	9.1	9.8		11.5	
		Number of physicians per 10,000 population	Person		14	14.3	13.9	13.7	13.7	14.4			
		Number of nurses per 10,000 population	Person		11.1	11.3	11.3	11.4	11	10.9		14	
36	3.9.1	Proportion of people aged 15 and older using tobacco	%	23.8	22.5					21.7			MOH
4		Goal 4. Ensure inclusive and equitable quality education and promote lifelong learning opportunities for all											
37	4.1.1	Percentage of students going to primary school	%	91.9		97		97.3		98.1	98	98	2010–2020: GSO; 2021–2022: MOET
38	4.1.2	Percentage of students recognized for completing the primary school program	%								97.2	96.6	MOET
39	4.1.3	Percentage of students going to lower secondary school	%	81.3		90.4		92.1		93.4	89.2	97.1	2010–2020: GSO; 2021–2022: MOET

No.	Code	Targets, Indicators	Unit	2010	2015	2016	2017	2018	2019	2020	2021	2022	Data source ¹⁷⁵
40	4.1.4	Percentage of students graduating from lower secondary school, percentage of students completing lower secondary school, rate of transition from primary to lower secondary school	%			80.71	81.63	82.57	85		85.6	86.9	MOET
		Percentage of students completing lower secondary school	%										
		Percentage of students graduating from lower secondary school	%						99.3		98	98.1	
		Rate of transition from primary to lower secondary school	%						99.2		99.5	99.9	
41	4.2.1	Proportion of children under five years of age who are developmentally on track in health, learning, and psychosocial well-being	%						90		90		MOET
42	4.2.2	Proportion of five-year-old children attending kindergarten	%				98	99	99.9		99.8	99.5	MOET
43	4.3.1	Proportion of people aged 15 and older participating in intermediate-level vocational education, or in college, or in university training programs	%						75		75		MOET
44	4.4.1	Proportion of trained employed workers											GSO
		Proportion of trained workers aged 15 and over being employed	%	14.7	20.4	20.9	21.6	22	22.8	24.05	26.1	26.2	
45	4.4.2	Proportion of people aged 15 and older with basic information and communications technology (ICT) skills	%						62		65		MIC
46	4.5.1	Parity indices in access to education											MOET
		Gender parity index of primary net enrolment rate	Female/Male			1		1		1			
		Gender parity index of secondary school net enrolment rate	Female/Male			1.03		1.01		1.02			
		Gender parity index of high school net enrolment rate	Female/Male			1.16		1.13		1.07			
47	4.6.1	Proportion of literates among people aged 15 years or older	%	93.7	94.9	95	95.1	94.8	95.8	95.4	95.7	98.1	GSO
48	4.7.1	Proportion of teachers achieving teaching standards											MOET
		Primary school	%		99.6	99.8	99.7	99.9	99.5	62	69.6	75	

No.	Code	Targets, Indicators	Unit	2010	2015	2016	2017	2018	2019	2020	2021	2022	Data source ¹⁷⁵
		Lower secondary School	%		99.6	99.5	99	99.7	99.6	78	83.3	87.0	
		High school	%		99	99.5	99.6	99.7	99	100	99.8	99.9	
49	4.7.2	Percentage of schools which provide basic education programs about sex education, violence prevention, abuse prevention, and HIV-related knowledge											MOET
		Primary school	%						95		96	100	
		Lower secondary School	%						95		96	100	
		High school	%						95		96	100	
50	4.8.1	Proportion of schools with access to:											MOET
		Preschool											
		(a) Electricity;	%								93.6	95.8	
		(b) Internet for pedagogical purposes;	%								93.8	95.8	
		(c) Computers for pedagogical purposes;	%								92	94.3	
		(d) Adapted infrastructure and materials for students with disabilities;	%										
		(e) Basic drinking water;	%								61.2	92.8	
		(f) Single-sex basic sanitation facilities	%								92.2	93.9	
		(g) Basic hand washing facilities.	%								84.3	88.6	
		Primary school											
		(a) Electricity;	%						97		94	94.7	
		(b) Internet for pedagogical purposes;	%						88.9		88.2	90.8	
		(c) Computers for pedagogical purposes;	%						79.1	84.6	84.8	87.7	
		(d) Adapted infrastructure and materials for students with disabilities;	%						31.9		33.8	37.1	
		(e) Basic drinking water;	%								49.9	64.5	
		(f) Single-sex basic sanitation facilities	%								93.3	93.9	
		(g) Basic hand washing facilities.	%								76.3	83.8	
		Lower secondary school											
		(a) Electricity;	%						96.3		75.5	91.1	
		(b) Internet for pedagogical purposes;	%						92.9		74	89.3	

No.	Code	Targets, Indicators	Unit	2010	2015	2016	2017	2018	2019	2020	2021	2022	Data source ¹⁷⁵
		Proportion of women aged 20-24 years who were first married or live with a partner before age 15	%						0.4	1.1			
		Proportion of women aged 20-24 who were first married or live with a partner before age 18	%						9.1	14.6			
56	5.3.2	Number of child marriages	% of ethnic minorities					21.9					GSO
57	5.4.1	Proportion of time spent on unpaid domestic and care work	Times, female vs. male			2.45			2.1	1.5	1.9		GSO
58	5.5.1	Rate of National Assembly's female members				27.3					30.3		NA office
59	5.5.2	Rate of female government leaders											MOHA
		Leaders of ministries	%				18.94	23.45	11.8		10.74		
		Provincial leaders	%			13.36	13.54	13.17	13.3		39.68		
		District leaders	%			19.78	13.78	15.76	23.7		35.46		
		Commune leaders	%			14.86	12.53	12.05	14		32.23		
60	5.5.3	Rate of women participating in party committees											Party Central Organizing Committee
		Central Executive Committee	%			10					9.5		
		Party Committees directly under the Central Committee	%			13.3					16		
		District level	%			14.3					17		
		Grassroots level	%			19.07					21		
61	5.5.4	Rate of People's Council female deputies											MOHA
		Provincial level	%			26.54					29		
		District level	%			27.85					29.2		
		Commune level	%			26.6					29		
62	5.5.5	Proportion of female directors/owners of businesses or cooperatives	%			22.4	27.8			29.9			GSO
63	5.5.6	Proportion of female farm owners	%			8.56							GSO

No.	Code	Targets, Indicators	Unit	2010	2015	2016	2017	2018	2019	2020	2021	2022	Data source ¹⁷⁵
64	5.6.1	Proportion of women aged 15–49 years who make their own informed decisions regarding sexual relations, contraceptive use, and reproductive healthcare	%								60.7		GSO
65	5.7.1	Proportion of households using agricultural production land having certificates of land use rights for agricultural production land						No data yet available					GSO
66	5.8.1	Mobile phone penetration rate	%							85.6	86.9		MIC
Goal 6: Ensure adequate and sustainable management of water resources and sanitation systems for all													
67	6.1.1	Proportion of urban population provided with drinking water through the centralized water supply system	%			83.5	84.5	86.7	89.15	91.37	92.82	94.2	BXD
68	6.1.2	Percentage of households using hygienic water sources	%		90.5	93.4		95.7	96.34	97.4	98.1	98.3	GSO
69	6.2.1	Percentage of households using improved hygienic latrines	%	75.7		83.3		90.3	92.66	94	95.6	96.2	GSO
70	6.3.1	Proportion of urban wastewater collected and treated up to standards and technical regulations	%							15	15	15	MOC
71	6.3.2	Proportion of industrial parks and export processing zones with centralized wastewater treatment systems satisfying the environmental requirements	%			76.3	80.0	80.1	88.5	89.5	91	91	MPI
72	6.4.1	Proportion of large reservoirs being monitored and controlled to ensure the maintenance of the river's minimum flow	%							90	90	90	MONRE
73	6.5.1	Proportion of large-scale and important river basins with automatic and online monitoring and controlling systems	%							100	100	100	MONRE
74	6.5.2	Proportion of large, important reservoirs on river basins operating according to the inter-reservoir coordination regulations	%							60	85	85	MONRE
75	6.6.1	Proportion of nature conservation areas	%			6.4	6.6			7.3	7.3		MONRE
Goal 7: Ensure access to sustainable, reliable, and affordable energy for all													
7													

No.	Code	Targets, Indicators	Unit	2010	2015	2016	2017	2018	2019	2020	2021	2022	Data source ¹⁷⁵
76	7.1.1	Proportion of households with access to electricity	%	97.2		98.8		99		99.5		99.5	GSO
77	7.1.2	Proportion of households using clean fuel	%		59.6	61	62.3	63.3	64.4	65.3			GSO
78	7.2.1	Renewable energy share in the total final energy consumption	%		24.85	24.1	28.08	24.11	21.16	21.78			GSO
79	7.3.1	Energy consumption to GDP	kgOE/1000 USD GDP		399.23	406.5	380	402.6	409.9	407.8			GSO
80	7.4.1	Installation capacity and renewable energy production	MW			18,119	19,674	20,824	26,030	30,574	35,466		MOIT
		Solar ¹⁷⁶	MW					86	4,696	8,852	8,904	8,098	
		Wind	MW			66	126	243	377	538	4,126	5,090	
		Biomass energy	MW			49	80	325	325	325	325	395	
		Hydropower	MW			18,004	19,468	20,170	20,632	20,859	22,111	22,999	
8		Goal 8. Ensure sustained, inclusive, and sustainable economic growth, full and productive employment, and decent work for all											
81	8.1.1	Gross Domestic Product (GDP)	Billion VND, current price	2,739.8	5,191.3	5,639.4	6,293.9	7,009	7,707.2	8,044.4	8,479.7	9,513.3	GSO
			Trillion dong, constant 2010 price	2,739.8	3,696.8	3,944.1	4,217.9	4,532.7	4,866.3	5,005.8	5,134	5,545.7	
82	8.1.2	GDP growth rate	%		6.99	6.69	6.94	7.47	7.36	2.87	2.56	8.02	GSO
83	8.1.3	GDP per capita (in VND or USD)											GSO
		Gross domestic product per capita at current prices	Thousand VND	31,468.1	56,287.6	60,475.7	66,753.4	73,481.5	79,880.6	82,436.6	86,082.6	95,648	
		Gross domestic product per capita at current price (at average exchange rate)	USD	1,689.6	2,596	2,757.3	2,983.5	3,250.5	3,464.9	3,552.0	3,716.8	4,110.1	
84	8.2.1	Labour productivity	Million VND/person, current price	55.8	97.7	105.7	117.2	129.1	141	150.1	172.8	188.1	GSO
			Million VND/person, constant 2010 price	55.8	69.6	73.9	78.5	83.5	89	93.4	104.6	109.7	
85	8.2.2	Growth rate of Total Factor Productivity (TFP)	%		3.56	2.53	3.1	3.2	2.9	1.2			GSO
86	8.2.3	Contribution of capital, labour force, and total factor productivity to the overall growth rate											GSO
		Contribution of TFP	%		53.3	40.7	45.5	45.2	42.7	41.5			
		Contribution of capital	%		45.6	50.9	47.9	46.2	49.5	46.5			

¹⁷⁶ Solar rooftop

No.	Code	Targets, Indicators	Unit	2010	2015	2016	2017	2018	2019	2020	2021	2022	Data source ¹⁷⁵
		Contribution of labour	%		1.1	8.5	6.6	8.6	7.8	12			
87	8.3.1	Proportion of non-agricultural informal employment	%		58.28	57.22	57.22	56.2	56	56.2	56.2	54.9	GSO
88	8.4.1	Domestic material consumption					No data available						MOIT
89	8.5.1	Average income for a person employed	Thousand VND per month	2,519	4,716	5,066	5,451	5,867	6,697	6,597	6,552	7,544	GSO
90	8.5.2	Unemployment rate	%	2.91	2.34	2.29	2.22	2.19	2.17	2.48	3.2	2.32	GSO
91	8.5.3	Underemployment rate	%	3.56	2.3	1.88	1.97	1.62	1.5	2.52	3.1	2.21	GSO
92	8.6.1	Proportion of persons aged 15–30 years not in employment, education, or training	% of young adults 15-24 years old	7.11	7.08	7.40	7.43	6.93	6.51	7.21	8.55	7.72	GSO
93	8.7.1	Proportion of children aged 5–17 years engaged in child labour	% of children 5-17					5.4 ¹⁷⁷			6.9 ¹⁷⁸		GSO
94	8.8.1	Frequency rates of fatal and non-fatal occupational injuries											GSO
		Number of occupational accidents	cases		7,620	7,588	8,956	7,997	8,150				
		Death toll	Person		666	711	928	1,039	979				
		Number of injuries	Person		1,704	1,855	1,915	1,939	1,892				
95	8.9.1	Tourism direct GDP as a proportion of total GDP	%			6.9	7.9	8.3	9.2				MOCST
96	8.10.1	Number of commercial bank branches and number of automated teller machines (ATMs) per 100,000 population aged 16 years old and older											SBV
		Number of commercial bank branches per 100,000 population aged 15 years and older	Per 100,000 population			18			15.1	15.1			
		Number of ATMs per 100,000 population aged 15 years and older	Per 100,000 population			24	24.9	26	26.3	26.7			
97	8.10.2	Proportion of people aged 15 years and older with an account at a bank or other foreign bank branches	%		52.0	58.31	60.24	63.71	63.96	68.44	74.63		SBV
9		Goal 9: Build resilient infrastructure, promote inclusive and sustainable industrialization, and foster innovation											
98	9.1.1	Volume of passenger transport and traffic											GSO
		Number of passengers transport	Million people	2,315.2	3,310.5	3,623.2	4,027.1	4,291.5	4,776.7	3,466.4	2,552.4	3,664.1	

¹⁷⁷ 2018 National Survey on Child Labour.

¹⁷⁸ Survey on the Women and Children Development Goals 2020-2021.

No.	Code	Targets, Indicators	Unit	2010	2015	2016	2017	2018	2019	2020	2021	2022	Data source ¹⁷⁵
99	9.1.2	Number of passenger traffic	Million people.km	97,931.8	154,664.7	169,076.9	186,834.4	206,672.7	230,747.2	151,100.5	97,873.3	171,800	GSO
		Volume of freight transport and traffic											
		Volume of freight transport	Million tons	800.9	1,151.9	1,255.5	1,383.1	1,539.3	1,670.6	1,621.5	1,640.5	2,009.6	
		Volume of freight traffic	Million tons.km	217,767.1	230,050.4	241,376.9	255,932.9	273,097	291,942.5	286,333.1	303,004.7	441,000	
100	9.2.1	Manufacturing value added as a proportion of GDP	%	17.13	20.96	21.49	22.63	23.37	23.79	23.95	24.62	24.76	GSO
101	9.2.2	Value added per capita of manufacturing by purchasing power parity	PPP USD per person, current price	927.2	1,591.4	1,776.4	2,042.4	2,298.8	2,542.0	2,630.4	2,861.7		GSO
102	9.2.3	Manufacturing employment as a proportion of total employment	%	14.4	15.9	17	17.8	18.4	20.7	21.08	22.84		GSO
103	9.3.1	Proportion of small and medium enterprises (SMEs) operating and borrowing capital from formal credit institutions	SMEs					209,325	228,476	236,198	248,659	253,876	GSO
104	9.4.1	Research and development expenditure as a proportion of GDP	%		0.44		0.52		0.53				Science and Technology Insurance
105	9.4.2	Number of researchers and technology development workers	Person		131,045		136,070		150,089				Science and Technology Insurance
106	9.5.1	Proportion of population with mobile coverage	%					99.7	99.8	99.8	99.8	99.85	MIC
		Goal 10. Reduce social inequalities											
107	10.1.1	Growth rates of household income per capita	%	18.1		8.4		11.8	10.9	-1.0	-1.1	11.1	GSO
108	10.1.2	Growth rates of household expenditure per capita	%	23.7		6.9		8.6		6.46		-1.7	GSO
109	10.2.1	Proportion of people living below 50 percent of median income	%					20.9		19.7			GSO
110	10.4.1	Labour share of GDP	%	41.3	39.8	40.1	40.2	40.2	39.8				GSO
111	10.5.1	Number of international organizations in which Viet Nam has membership						No data available					MOFA

No.	Code	Targets, Indicators	Unit	2010	2015	2016	2017	2018	2019	2020	2021	2022	Data source ¹⁷⁵	
		NOx	µg/m ³ of air		20	21.1	22.1	21.1	39.2	12.8	25.2			
		SO ₂	µg/m ³ of air		-	-	-	-	10.5	11	20.3			
		CO	µg/m ³ of air		1,178	-	996.23	-	1,257.4	556.3	702.1			
		O ₃	µg/m ³ of air		101	72.7	95.03	72.7	61.2	39.7	47.3			
		PM10	µg/m ³ of air		22	13.2	12.68	13.2	34.1	-	24.8			
		Viet Tri City, Phu Tho												
		NOx	µg/m ³ of air		-	16.4	12.78	16.4	22.1	21.6	18.9			
		SO ₂	µg/m ³ of air		41	35.8	-	35.8	13.3	32.5	32.1			
		CO	µg/m ³ of air		1,072	2,118.6	1,257.31	2,118.6	722.8	-	1,119			
		O ₃	µg/m ³ of air		64	33.9	54.05	33.9	32.6	52	33.2			
		PM10	µg/m ³ of air		62	51.8	-	51.8	56	20.7	19.4			
		Hong Ha Ward, Ha Long, Quang Ninh												
		NOx	µg/m ³ of air		49	-	-	-	-	33.2	33.0			
		SO ₂	µg/m ³ of air		49	25.7	-	25.7	29.9	-	29.5			
		CO	µg/m ³ of air		921	1,639	-	1,639	1,582.6	-	666.1			
		O ₃	µg/m ³ of air		42	54.5	-	54.5	32.5	42.7	37.7			
		PM10	µg/m ³ of air		42	29.8	-	29.8	-	22.5	17.5			
		Dong De Street - Khanh Hoa, Khanh Hoa												
		NOx	µg/m ³ of air		15	-	17.2	-	14.3	14.2	16.4			
		SO ₂	µg/m ³ of air		-	-	-	-	9.3	7.9	13.1			
		CO	µg/m ³ of air		990	915.2	951.9	915.2	1,029.1	820.1	526.7			
		O ₃	µg/m ³ of air		104	74.9	84.9	74.9	29.5	36.8	35.1			
		PM10	µg/m ³ of air		17	9.6	8.8	9.6	21.6	17.3	23.9			
		Hung Vuong Street - Hue City, Hue												
		NOx	µg/m ³ of air		16	19.1	-	19.1	-	22.8	19.8			
		SO ₂	µg/m ³ of air		-	-	43.9	-	9.6	8.2	27.6			
		CO	µg/m ³ of air		1388	1,574.5	1,953.6	1,574.5	920.1	-	1,102.8			
		O ₃	µg/m ³ of air		-	45.4	-	45.4	33.6	25.4	27.7			

No.	Code	Targets, Indicators	Unit	2010	2015	2016	2017	2018	2019	2020	2021	2022	Data source ¹⁷⁵
121	11.6.4	PM10	µg/m ³ of air		38	34.1	48	34.1	24.4	18.8	27		
122	11.7.1	Greenhouse gas emissions per capita	m ³ tons/person	1.72	2.38	2.39	2.44	2.99	3.49			2.72	WB
123	11.10.1	Public green area per capita in urban areas						No data available					MOC
123	11.10.1	Rate of communes recognized as achieving new rural criteria	%		17,2	26,4	34,4	41,3	52,4	62,2	68,2	73,06	MARD
	12	Goal 12: Ensure sustainable production and consumption patterns											
124	12.2.1	Proportion of geological and mineralogical mainland area mapped at a scale of 1:50,000	%		61	67		70.9		73	70	73.2	MONRE
125	12.2.2	Proportion of the mainland area of Viet Nam with aero-gamma-spectrometric maps at a scale of 1:50,000	%		30					27.3	30	30	MONRE
126	12.2.3	Proportion of sea and islands area of Viet Nam with aeromagnetic and gravity maps at a scale of 1:250,000	%							20.5	22.5	25	MONRE
127	12.3.1	Rate of key food losses after harvest	%							10-15			MARD
128	12.4.1	Proportion of hazardous wastes collected and treated	%					75		85	90		MONRE
129	12.4.2	Rate of establishments causing serious environmental pollution that have fixed the problems	%			48.1	52	66.2	71.7	80.9	85.5		MONRE
130	12.4.3	Proportion of residual contaminated land area that is treated and renovated	%	4				45.2		80.9	60		MONRE
131	12.5.1	Total amount of ordinary industrial solid waste					No data available						MOIT
132	12.5.2	Percentage of domestic waste plastic, paper, waste oil, and iron and steel scraps that is recycled					No data available						MOIT

No.	Code	Targets, Indicators	Unit	2010	2015	2016	2017	2018	2019	2020	2021	2022	Data source ¹⁷⁵
	13	Goal 13. Respond in a timely and effective manner to climate change and natural disasters											
133	13.2.1	Proportion of ministries/sectors and provinces/cities issuing Green Growth Action Plans											MPI
		Ministries											
		Provinces/ cities							55/63				
134	13.3.1	Proportion of the population to whom knowledge about flood and storm prevention and disaster risk reduction is disseminated					No data available						MARD
	14	Goal 14. Conserve and sustainably utilize the ocean, the sea, and marine resources for sustainable development											
135	14.1.1	Content of substances in seawater environment in estuarine, coastal, and offshore areas										Standard assurance	MONRE
136	14.1.2	Proportion of monitoring points showing that coastal seawater quality meets the national technical standards for the parameters of pollution of organic matter(N-NH4+) (%) and total grease (%)	%										MONRE
		Organic matter pollution (N-NH4+)	%						96	99	99		
		Total grease	%						66	92	92		
137	14.3.1	Viet Nam marine acidity (pH)						No data available					MONRE
138	14.4.1	Proportion of fish stocks within biologically sustainable levels						No data available					MARD
139	14.4.2	Number of illegal fishing cases						No data available					MARD
140	14.4.3	Proportion of fishing output per reserves of coastal aquatic resources in Viet Nam						No data available					MARD
141	14.5.1	Area of marine protected areas	% natural area		0.24							0.185	MARD
142	15	Goal 15: Protect and develop sustainable forests, conserve biodiversity, develop ecosystem services, combat desertification, prevent degradation and restore land resources											
	15.2.1	Current forest area	Thousand Hectares	13,388.1	14,061.9	14,377.7	14,415.4	14,491.3	14,609.2	14,677.2	14,745.2		MARD
143	15.2.2	Proportion of forest cover	%	39.5	40.84	41.19	41.45	41.65	41.89	42.01	42.02	42.02	MARD

No.	Code	Targets, Indicators	Unit	2010	2015	2016	2017	2018	2019	2020	2021	2022	Data source ¹⁷⁵
144	15.3.1	Proportion of land that is degraded over total land area	%			31	31.7		35.6		35,74		MONRE
145	15.7.1	Number of defected cases of illegal trading, hunting, transporting, trafficking and storing of wild animals							No data available				MARD
	16	Goal 16. Promote a peaceful, just, and equal society for sustainable development; ensure access to justice for all citizens; develop effective, accountable, and participatory institutions at all levels											
146	16.1.1	Proportion of population aged 15–65 years old subjected to physical, psychological, or sexual violence in the past 12 months											GSO
147	16.2.1	Proportion of people under 18 years of age who experience physical or psychological punishment by their caregivers or nurturers in the past month	% of children polled								72.4		GSO
148	16.2.2	Proportion of persons aged 18–29 years who had experienced sexual violence by age 18	%										GSO
149	16.2.3	Number of victims of domestic violence who denounced the cases to competent authorities	victims			87,421	85,987	50,547		7,831			MOCST
150	16.4.1	Number of illegal weapons, explosive materials, and items of supporting equipment confiscated per 100,000 population											Ministry of Public Security
		Guns	pcs	3,003	6,842	1,121	1,550	4,656	3,211		16,371	14,920	
		Bullets	pcs	2,646	12,577	13,981	4,134	6,245	20,600		93,647	87,381	
		Grenades, bombs, mines	pcs	67	320	246	276	820	16		2,814	4,657	
		Explosives	Kg	140.8	622	386	135.7	251	29.7		924,071	326.26	
		Detonators	pcs	3,799	993	432	714	761	420		14,753	2,425	
		Rudimentary weapons	Pcs	1,821	2,874	1,177	1,058	3,062	7,388			17,449	
151	16.5.1	Proportion of people who have to pay informal fees when using public services											PAPI
		Have to pay more for land use certificates to be granted	% of respondents		33	35	32	32	28	27	28	27	
		Parents have to pay more so that their children receive more attention	% of respondents		43	39	36	32	27	25	24	24	

No.	Code	Targets, Indicators	Unit	2010	2015	2016	2017	2018	2019	2020	2021	2022	Data source ¹⁷⁵
		Have to pay more to receive more attention when going to hospital	% of respondents		36	38	33	32	29	28	27	29	
		Have to pay more for building permits to be granted	% of respondents		31	31	28	26	22	21	21	21	
152	16.5.2	Proportion of enterprises that have to pay informal fees when using public services	%		66	66	59	54.8	53.6	44.9	41.4	42.6	PCI
153	16.6.1	Proportion of population satisfied with their most recent experience of public services	%				80.9	83	84.5	85.5	87.2		MOHA
154	16.6.2	Proportion of state budget expenditure compared with the approved state budget expenditure estimates	%	111.4	110.3	101.7	97.5	94.2	93.5	96.4	110	119.4	BTC
155	16.8.1	Proportion of children under five years of age whose births have been registered	%								98.1 ¹⁷⁹		GSO
	17	Goal 17. Strengthen the means of implementation and revitalize the Global Partnership for Sustainable Development											
156	17.1.1	Average import tax rate	%								10.7	10.7	MOF
157	17.2.1	Goods export value	Billion USD	72.24	162.02	176.58	215.12	243.70	264.27	282.63	336.17	371.85	MOF
158	17.5.1	Official development assistance (ODA) fund and concessional loans from foreign donors	Million USD		3,972	5,867	3,724	1,598	871.4	1,296	328.2	283.2	MPI

¹⁷⁹ Women and Children Surveys, MICs

Appendix 2. Methodologies, indicators, and data used by UNESCAP to assess SDG implementation progress

To measure progress towards the Sustainable Development Goals, UNESCAP has developed the Current Status Index. This indicator, which measures progress through base value and goal value, is designed to answer two questions: How much progress has been made? Will the SDGs be achieved by 2030?

The index is calculated for each indicator. Progress in each indicator is measured by the average progress of all sub-indicators. Then, continue to average the indicators for each specific target with equal weights and continue to average the targets to get the results of the overall goal. The accuracy of the results will be higher as the number of indicators and the availability of data increases.

Information about the method is published at: <https://data.unescap.org/resource-guides/progress-assessment-methodology>.

The indicators used in this assessment are jointly selected by Viet Nam and ESCAP based on the following criteria: At least 2 observations for 1 indicator from 2010 and the ability to set quantifiable target values by 2030. Accordingly, the target value is used for each indicator according to the following sources: Targets to 2030 in relevant national and sectoral strategies, plans; in the Roadmap for the implementation of Viet Nam's sustainable development goals to 2030; Direct targets from the SDGs framework; The regional benchmark based on the leading results of countries in Asia and the Pacific¹⁸⁰. For indicators, data, and roadmap to 2030, see details in the Table below.

Indicator Code	Indicator Name	Indicator Unit	Baseline	Latest Value	Target	Target source
1	Goal 1. End poverty in all its forms everywhere					
1.1.1	Proportion of population with an average daily income of less than \$1.90	%	2.6 (2014)	1.9 (2020)	0	SDG Framework
1.2.2	Multi-dimensional poverty rate	%	9.2 (2016)	3.6 (2022)	3.8	National calculations
1.3.1	Proportion of labor contributing to social insurance	%	27.4 (2016)	38 (2022)	60	National roadmap
1.3.1	Proportion of labors contributing to unemployment insurance	%	23.3 (2016)	31 (2022)	45	National roadmap
1.3.1	Proportion of population contributing to health insurance	%	74.2 (2015)	92.1 (2021)	100	SDG Framework
1.3.1	Proportion of population got benefits from monthly social allowance in community	% population	2.9 (2016)	3.3 (2021)	4	National roadmap
1.4.1	Percentage of household having hygienic water	%	93 (2014)	98.1 (2021)	100	SDG Framework
1.4.1	Percentage of household using toilet	%	80.1 (2014)	95.6 (2021)	100	SDG Framework
1.4.P1	Percentage of household using electricity	%	98.3 (2014)	99.5 (2020)	100	SDG Framework
1.4.P2	Percentage of household having durable goods	%	99.7 (2014)	99.9 (2020)	100	SDG Framework

¹⁸⁰ <https://data.unescap.org/resource-guides/progress-assessment-methodology>

Indicator Code	Indicator Name	Indicator Unit	Baseline	Latest Value	Target	Target source
2	Goal 2. End hunger, achieve food security and improved nutrition and promote sustainable agricultural development					
2.1.1	Prevalence of undernourishment	%	8.1 (2015)	5.7 (2020)	0	SDG Framework
2.1.2	Prevalence of moderate or severe food insecurity in the population	%	6.2 (2017)	7.6 (2020)	5	National roadmap
2.2.1	Rate of height-for-age malnutrition (stunting among children under 5 years of age)	%	24.6 (2015)	19.2 (2021)	15	National roadmap
2.2.2	Rate of weight-for-height malnutrition	%	6.4 (2015)	3.6 (2021)	3	SDG Framework
2.2.2	Rate of obesity	%	5.3 (2015)	7.9 (2020)	10	National roadmap
2.3.2P	Income per capita in rural area	Mil. VND	29.1 (2016)	41.8 (2021)	104.45	National calculations
2.c.1	Indicator of food price anomalies	Index, average (pre. year =100)	-0.1 (2015)	1.2 (2020)	0	SDG Framework
3	Goal 3. Ensure healthy lives and promote well-being for all at all ages					
3.1.1	Maternal mortality ratio (MMR) per 100,000 live births	Number per 100.000 cases	54 (2015)	46 (2019)	42	National roadmap
3.1.2	Proportion of births attended by skilled health personnel	% total	97.5 (2016)	98 (2022)	98	National roadmap
3.2.1	Under-five mortality rate	of 1.000 alive cases	22.1 (2015)	18.9 (2022)	15	National roadmap
3.2.1	Infant mortality rate	of 1.000 alive cases	14.7 (2015)	12.1 (2022)	10	National roadmap
3.2.2	Neonatal mortality rate	of 1.000 alive cases	10.5 (2020)	6 (2021)	9	National roadmap
3.3.1	Number of new cases of HIV infections per 100.000 population	of 100.000 population	11.1 (2015)	13.4 (2021)	0.95	National roadmap
3.3.2	Number of new cases of tuberculosis infections per 100,000 population	of 100.000 persons	54.2 (2015)	55.5 (2020)	50	National roadmap
3.3.3	Number of new cases of malaria infections per 100,000 population	of 100.000 persons	21 (2015)	7 (2021)	0	National roadmap
3.4.1	Mortality rate attributed to cardiovascular disease, cancer, diabetes, or chronic respiratory diseases	Probability (%)	21.9 (2015)	21.2 (2019)	16.4	National calculations
3.4.2	Suicide mortality rate per 100,000 population	of 100.000 persons	5.9 (2015)	4.7 (2019)	3	Regional benchmark

Indicator Code	Indicator Name	Indicator Unit	Baseline	Latest Value	Target	Target source
3.5.1	Coverage of treatment interventions for drug addicts	%	39.8 (2020)	40 (2021)	80	National roadmap
3.6.1	Number of traffic accidents	Cases	22,850 (2015)	11,450 (2022)	7,240	National calculations
3.6.1	Number of traffic accidents deaths	Person	8,728 (2015)	6,384 (2022)	3,649	National calculations
3.6.1	Number of traffic accidents injuries	Person	21,072 (2015)	7,084 (2022)	5,053	National calculations
3.7.1	Proportion of women of reproductive age (aged 15-49 years) who have their need for family planning using modern methods	%	65 (2015)	68.1 (2021)	52	National roadmap
3.7.2	Adolescent birth rate (ABR) aged 15-19 years	‰	29.1 (2018)	42 (2021)	13	Regional benchmark
3.8.1	The cover rate of essential health services	%	66 (2015)	70 (2019)	80	National roadmap
3.8.2	Proportion of households with medical expenditure \geq 25% of total expenditure	%	3.3 (2014)	3 (2020)	1.8	National roadmap
3.8.2	Proportion of households with medical expenditure \geq 10% of total expenditure	%	13.5 (2014)	11.7 (2020)	10	National roadmap
3.a.1	Proportion of men aged 15 and older using tobacco	% men	45.3 (2015)	42.3 (2020)	39	National roadmap
3.b.1	Proportion of fully vaccinated infants under one year old	%	97.2 (2015)	87.1 (2021)	100	SDG Framework
3.c.1	Number of doctors per 10,000 inhabitants	Person	8 (2015)	9.8 (2020)	24.6	Regional benchmark
3.c.1	No. of doctors & assistant doctors per 10,000 inhabitants	Person	14 (2015)	14.4 (2020)	43	Regional benchmark
3.c.1	No. of nurses per 10,000 inhabitants	Person	11.1 (2015)	10.9 (2020)	26.6	Regional benchmark
3.c.1	No. of pharmacists per 10,000 inhabitants	Person	2.4 (2015)	2.8 (2020)	6.5	Regional target
4	Goal 4. Ensure inclusive and equitable quality education and promote lifelong learning opportunities for all					
4.1.2	Proportion of pupils completing the primary education	%	92.5 (2020)	91.1 (2022)	99	National roadmap
4.1.2	Proportion of pupils completing lower secondary education	%	80.7 (2016)	86.9 (2022)	90	National roadmap
4.1.2	Proportion of graduating from lower secondary education	%	99.3 (2019)	98.1 (2022)	100	SDG Framework

Indicator Code	Indicator Name	Indicator Unit	Baseline	Latest Value	Target	Target source
4.1.P1	Proportion of pupils going to primary school	%	93 (2014)	98 (2022)	100	SDG Framework
4.1.P2	Enrolment rate of pupils attending lower secondary education	%	84.4 (2014)	89.2 (2021)	100	SDG Framework
4.1.P3	Proportion of pupils transferring from primary to lower secondary education	%	99.2 (2019)	99.9 (2022)	100	SDG Framework
4.2.2	Mobilization rate of 5-year old children attending kindergartens	%	96.8 (2013)	99.8 (2021)	99.9	National roadmap
4.4.1	Proportion of people aged 15 and older with basic information and communications technology (ICT) skills	%	62 (2019)	65 (2021)	90	National roadmap
4.4.P1	Proportion of aged 15 and older trained employed workers	%	20.4 (2015)	26.2 (2022)	35	National roadmap
4.5.P1	Parity indices in access to education in primary school	Female/male	1 (2016)	1 (2020)	0.99	National roadmap
4.5.P2	Parity indices in access to education in lower secondary school	Female/male	1 (2016)	1 (2020)	0.99	National roadmap
4.5.P3	Parity indices in access to education in upper secondary school	Female/male	1.2 (2016)	1.1 (2020)	0.99	National roadmap
4.6.1	Proportion of literates among people aged 15 years or older	%	94.9 (2015)	95.7 (2021)	99.6	National roadmap
4.7.P1	Proportion of schools which provide basic education programs about sex education, violence prevention, abuse prevention, and HIV-related knowledge - Primary school	%	95 (2019)	100 (2022)	100	National roadmap
4.7.P1	Proportion of schools which provide basic education programs about sex education, violence prevention, abuse prevention, and HIV-related knowledge - Lower secondary school	%	95 (2019)	100 (2022)	100	National roadmap
4.7.P1	Proportion of schools which provide basic education programs about sex education, violence prevention, abuse prevention, and HIV-related knowledge - Upper secondary school	%	95 (2019)	100 (2022)	100	National roadmap
4.a.P2	Proportion of schools with access to: (a) Electricity, Primary school	%	97 (2019)	94.7 (2022)	100	National roadmap
4.a.P2	Proportion of schools with access to: (b)The Internet for pedagogical purposes; Primary school	%	88.9 (2019)	90.8 (2022)	100	National roadmap

Indicator Code	Indicator Name	Indicator Unit	Baseline	Latest Value	Target	Target source
4.a.P2	Proportion of schools with access to: (c) Computers for pedagogical purposes; Primary school	%	79.1 (2019)	87.7 (2022)	100	National roadmap
4.a.P2	Proportion of schools with access to: (d) Adapted infrastructure and materials for students with disabilities; Primary school	%	31.9 (2019)	37.1 (2022)	60	National roadmap
4.a.P2	Proportion of schools with access to: (e) Drinking water; Primary school	%	49.9 (2021)	64.5 (2022)	100	National roadmap
4.a.P2	Proportion of schools with access to: (f) Single-sex basic sanitation facilities; Primary school	%	93.3 (2021)	93.9 (2022)	100	National roadmap
4.a.P2	Proportion of schools with access to: (g) Basic hand washing facilities. Primary school	%	76.3 (2021)	83.8 (2022)	100	National roadmap
4.a.P3	Proportion of schools with access to: (a) Electricity; Lower secondary	%	96.3 (2019)	91.1 (2022)	100	National roadmap
4.a.P3	Proportion of schools with access to: (b)The Internet for pedagogical purposes; Lower secondary	%	92.9 (2019)	89.3 (2022)	100	National roadmap
4.a.P3	Proportion of schools with access to: (c) Computers for pedagogical purposes; Lower secondary	%	87.9 (2019)	89 (2022)	100	National roadmap
4.a.P3	Proportion of schools with access to: (d) Adapted infrastructure and materials for students with disabilities; Lower secondary	%	24.9 (2019)	28.9 (2022)	60	National roadmap
4.a.P3	Proportion of schools with access to: (e) Drinking water; Lower secondary	%	43 (2021)	63.7 (2022)	100	National roadmap
4.a.P3	Proportion of schools with access to: (f) Single-sex basic sanitation facilities; Lower secondary	%	75.1 (2021)	90.4 (2022)	100	National roadmap
4.a.P3	Proportion of schools with access to: (g) Basic hand washing facilities. Lower secondary	%	53.2 (2021)	75.2 (2022)	100	National roadmap
4.a.P4	Proportion of schools with access to: (a) Electricity; Upper secondary	%	93 (2019)	89.4 (2022)	100	National roadmap
4.a.P4	Proportion of schools with access to: (b)The Internet for pedagogical purposes; Upper secondary	%	91.2 (2019)	88.5 (2022)	100	National roadmap
4.a.P4	Proportion of schools with access to: (c) Computers for pedagogical purposes; Upper secondary	%	88.1 (2019)	88.9 (2022)	100	National roadmap

Indicator Code	Indicator Name	Indicator Unit	Baseline	Latest Value	Target	Target source
4.a.P4	Proportion of schools with access to: (d) Adapted infrastructure and materials for students with disabilities; Upper secondary	%	17.4 (2019)	19.9 (2022)	60	National roadmap
4.a.P4	Proportion of schools with access to: (e) Drinking water; Upper secondary	%	37.4 (2021)	58 (2022)	100	National roadmap
4.a.P4	Proportion of schools with access to: (f) Single-sex basic sanitation facilities; Upper secondary	%	92 (2021)	89.3 (2022)	100	National roadmap
4.a.P4	Proportion of schools with access to: (g) Basic hand washing facilities. Upper secondary	%	53.8 (2021)	67.9 (2022)	100	National roadmap
4.c.P1	Proportion of teachers achieving teaching standards - Kindergartens		98.1 (2018)	78.4 (2021)	100	National roadmap
4.c.P1	Proportion of teachers achieving teaching standards - Primary school	%	99.6 (2015)	75 (2022)	100	National roadmap
4.c.P1	Proportion of teachers achieving teaching standards - Lower secondary school	%	99.6 (2015)	87 (2022)	100	National roadmap
4.c.P1	Proportion of teachers achieving teaching standards - Upper secondary school	%	99 (2015)	99.9 (2022)	100	National roadmap
5	Goal 5. Achieve gender equality; empower and create enabling opportunities for women and girls					
5.1.P1	Sex ratio at birth	Number of boys/100 girls at birth	112.8 (2015)	113.7 (2022)	107	Regional benchmark
5.3.1	Proportion of women aged 20–24 years who were married or in a union before age 15	%	0.9 (2014)	1.1 (2020)	0.81	National calculations
5.3.1	Proportion of women aged 20–24 years who were married or in a union before age 18	%	10.6 (2014)	14.6 (2020)	10.77	National calculations
5.4.P1	Proportion of time spent on unpaid domestic and care work	ratio of time (female over male)	2.4 (2016)	1.9 (2021)	1.4	National roadmap
5.5.1	Rate of national assembly female deputies		24.3 (2015)	30.3 (2022)		National roadmap
5.5.2	Proportion of female directors/owners of businesses or cooperatives	%	22.4 (2015)	29.9 (2020)	50	SDG Framework

Indicator Code	Indicator Name	Indicator Unit	Baseline	Latest Value	Target	Target source
6	Goal 6. Ensure availability and sustainable management of water and sanitation for all					
6.1.1	Proportion of urban population provided with drinking water through the centralized water supply system	%	83.5 (2016)	94.2 (2022)	95	National roadmap
6.1.1	Proportion of households using improved water sources	%	93 (2014)	98.1 (2021)	100	SDG Framework
6.2.1	Proportion of households using improved sanitation facilities	%	80.1 (2014)	95.6 (2021)	100	SDG Framework
6.3.1	Proportion of urban wastewater collected and treated up to standards and technical regulations	%	15 (2020)	15 (2022)	25	National roadmap
6.3.1	Proportion of industrial parks and export processing zones with centralized wastewater treatment systems satisfying the environmental requirements	%	76.3 (2016)	91 (2022)	100	National roadmap
6.4.1	Proportion of large reservoirs being monitored and controlled to ensure the maintenance of the river's minimum flow	%	90 (2020)	90 (2022)	100	National roadmap
6.4.1	Water use efficiency	USD/m ³	2.1 (2015)	2.7 (2019)	6	Regional benchmark
6.4.2	Water stress: (total freshwater withdrawal as proportion of available freshwater)	% of total renewable water per annum	18.1 (2015)	18.1 (2019)	25	Regional benchmark
6.5.2	Proportion of large, important reservoirs on river basins operating according to the inter-reservoir coordination regulations	%	60 (2020)	85 (2022)	100	National roadmap
6.6.P1	Nature conservation areas	Mil. Ha	2.1 (2015)	2.6 (2021)	3	National roadmap
7	Goal 7. Ensure access to affordable, reliable, sustainable and modern energy for all					
7.1.1	Proportion of households with access to electricity	%	98.3 (2014)	99.5 (2020)	100	National roadmap
7.1.2	Population with primary reliance on clean fuels and technologies (SDG)	% of population	59.6 (2015)	65.3 (2020)	100	SDG Framework
7.2.1	Renewable energy share in the primary energy supply	%	19.9 (2015)	14.9 (2020)	20	National roadmap
7.3.1	Energy consumption measured in terms of primary energy and GDP	KgOE/1000 USD GDP	399.2 (2015)	407.8 (2020)	350.6	National calculations

Indicator Code	Indicator Name	Indicator Unit	Baseline	Latest Value	Target	Target source
8	Goal 8. Promote sustained, inclusive and sustainable economic growth, full and productive employment and decent work for all					
8.1.1	GDP per capita	USD	2,596 (2015)	4,110 (2022)	7,500	National roadmap
8.1.P1	GDP	Tril. VND, constant price	3,696.8 (2015)	5,545.7 (2022)	9,438.6	National calculations
8.1.P2	GDP growth rate	%	7 (2015)	8 (2022)	7	National roadmap
8.2.1	Labor productivity	Mil. VND, constant price	69.6 (2015)	109.7 (2022)	184	National calculations
8.2.P1	Contribution of TFP	%	53.3 (2015)	41.5 (2020)	50	National roadmap
8.3.1	Proportion of informal employment	%	58.3 (2015)	54.9 (2022)	60	National roadmap
8.4.2	Domestic material consumption intensity	Kg per 1 USD (2010) GDP	6 (2015)	3.6 (2019)	3	Regional benchmark
8.5.P1	Unemployment rate	%	2.3 (2015)	2.3 (2022)	3	National roadmap
8.5.P1	Underemployment rate	%	2.3 (2015)	2.2 (2022)	1.89	National roadmap
8.6.1	Proportion of persons (aged 15-24 years) not in employment, education, or training	unemployment rate of persons aged 15-24	7.1 (2015)	8.6 (2021)	7	National roadmap
8.7.1	Proportion of children aged 5–17 years engaged in child labor	% children aged 5-17	9.6 (2012)	6.9 (2020)	7	National roadmap
8.8.1	Number of occupational injuries - Fatal	Person	666 (2015)	979 (2019)	608.73	National calculations
8.8.1	Number of occupational injuries - Injury	Person	1,704 (2015)	1,892 (2019)	1,176.4	National calculations
8.9.1	Tourism direct GDP as a proportion of total GDP	%	6.9 (2016)	8.1 (2020)	10.5	National calculations
8.10.1	Number of commercial bank branches	of 100.000 persons aged 15 and older	18 (2016)	15.1 (2020)	20	National roadmap
8.10.1	Number of automated teller machines	of 100.000 persons aged 15 and older	24 (2016)	26.7 (2020)	50	Regional target

Indicator Code	Indicator Name	Indicator Unit	Baseline	Latest Value	Target	Target source
8.10.2	Proportion of people aged 15 years and older with an account at a bank or foreign bank branches	%	58.3 (2016)	68.4 (2020)	100	National roadmap
9	Goal 9. Build resilient infrastructure, promote inclusive and sustainable industrialization and foster innovation					
9.1.2	Number of passengers transport	Mil. turns of people	3,310.5 (2015)	3,664.1 (2022)	5,102	National calculations
9.1.2	Number of passengers traffic	Mil. turns of people.km	154,664.7 (2015)	171,800 (2022)	195,649	National calculations
9.1.2	Number of freight transport	Thousand tons	1,151,895.7 (2015)	2,009,600 (2022)	2,771,585	National calculations
9.1.2	Number of freight traffic	Mil. tons.km	230,050.4 (2015)	441,000 (2022)	511,920	National calculations
9.2.1	Manufacturing value added as a proportion of GDP	%	21 (2015)	24.8 (2022)	30	National roadmap
9.2.1	Manufacturing value added	Bil. VND, constant price	709,280.7 (2015)	1,299,865.9 (2022)	2,835,304	National roadmap
9.2.2	Manufacturing employment as a proportion of total employment	%	15.9 (2015)	22.8 (2021)	31.1	Regional benchmark
9.3.2	Number of small and medium enterprises (SMEs) operating and borrowing capital from formal credit institutions	enterprise	209,325 (2018)	248,659 (2021)	300,000	National roadmap
9.4.1	Carbon dioxide (CO2) emissions per unit of manufacturing value added	Kg per 1 USD (2015) GDP	2.4 (2015)	1.6 (2019)	1	Regional benchmark
9.5.1	Research and development expenditure as a proportion of GDP	%	0.4 (2015)	0.5 (2019)	1	National roadmap
9.5.2	Number of researchers and technology development workers	Person per 1 mil. People full time equivalent - FTE	678.5 (2015)	760.3 (2019)	1,200.0	National roadmap
9.b.1	Medium and high-tech industry value added	% of total manufacturing value added	38.7 (2015)	39 (2019)	52.9	Regional benchmark
9.c.1	Proportion of population with mobile coverage	%	99.7 (2018)	99.9 (2022)	100	National roadmap

Indicator Code	Indicator Name	Indicator Unit	Baseline	Latest Value	Target	Target source
10	Goal 10. Reduce social inequalities					
10.1.1	Growth rates of 40% lowest income compared to growth rate of household income per capita	%	99.3 (2016)	110 (2020)	100	National roadmap
10.2.1	Proportion of people living below 50 percent of median income	%	20 (2016)	19.7 (2020)	5.3	Regional benchmark
10.4.1	Labour income share of GDP	% of GDP	39.8 (2015)	39.8 (2019)	48.6	Regional benchmark
10.4.2	Gini index	Income equality coefficient	0.4 (2014)	0.4 (2021)	0.2945	Regional benchmark
10.a.1	Tariff lines applied to imports with zero-tariff, all products	Percentage	52.7 (2015)	59.6 (2020)	61.4	Regional benchmark
10.c.1	Remittance cost as a proportion of the amount remitted	Percentage	7.9 (2015)	6.3 (2021)	3	Regional benchmark
11	Goal 11. Promote sustainable, resilient urban and rural development; ensure safe living and working environments; ensure reasonable distribution of population and work force by region					
11.1.1	Proportion of population living in poorly built housing	%	3.4 (2014)	1.2 (2020)	1	National roadmap
11.4.1	Number and percentage of conserved cultural and natural heritage sites in Vietnam	%	100 (2020)	100 (2022)	100	National roadmap
11.5.1	Number of deaths, missing persons attributed to disasters	Person	157 (2015)	175 (2022)	125.1	National calculations
11.5.1	Number of injuries persons attributed to disasters	Person	199 (2015)	300 (2022)	228.6	National calculations
11.6.1	Proportion of urban domestic solid waste that is collected, transported, and treated according to technical standards and regulations	%	85 (2016)	96,23 (2022)	95	National roadmap
11.6.2	PM2.5 air pollution, mean annual exposure	micrograms per cubic meter	32.5 (2015)	29.6 (2017)	23.7	Regional benchmark
11.6.2	Greenhouse gas emissions per capita	tons m ³ per capita	2.4 (2015)	3.5 (2019)	2.4	Regional target
11.b.2	Proportion of local governments that adopt and implement local disaster risk reduction strategies in line with national disaster risk reduction strategies	%	100(2015)	100(2022)	100	SDG Framework

Indicator Code	Indicator Name	Indicator Unit	Baseline	Latest Value	Target	Target source
12	Goal 12. Ensure sustainable consumption and production patterns					
12.2.2	Domestic material consumption intensity	Kg per 1 USD (2010) GDP	6 (2015)	3.6 (2019)	2.5	Regional benchmark
12.4.2	Proportion of hazardous wastes collected and treated	%	75 (2018)	90 (2021)	98	National roadmap
12.4.2	Rate of establishments causing serious environmental pollution that have fixed the problems	%	48.1 (2016)	85.5 (2021)	100	National roadmap
12.4.2	Proportion of residual contaminated land area that is treated and renovated	%	4 (2010)	60 (2021)	100	National roadmap
12.a.1	Renewable electricity capacity, total	Watts per capita	174.9 (2015)	366.2 (2020)	914.3	Regional benchmark
12.c.1	Fossil-fuel subsidies (consumption and production)	% of GDP	0 (2015)	0.1 (2020)	0	SDG Framework
13	Goal 13. Respond in a timely and effective manner to climate change and natural disasters					
13.1.1	Number of deaths, missing persons attributed to disasters	Person	157 (2015)	175 (2022)	125.1	National calculations
13.1.1	Number of injuries persons attributed to disasters	Person	199 (2015)	300 (2022)	228.6	National calculations
13.1.3	Proportion of local governments that adopt and implement local disaster risk reduction strategies in line with national disaster risk reduction strategies	%	100(2015)	100(2022)	100	SDG Framework
14	Goal 14. Conserve and sustainably utilize the ocean, the sea, and marine resources for sustainable development					
14.1.1	Proportion of monitoring points showing that coastal seawater quality meets the national technical standards for the parameters of pollution of organic matter (N-NH4+)	%	96 (2019)	99 (2021)	100	National roadmap
14.1.1	Proportion of monitoring points showing that coastal seawater quality meets the national technical standards for the parameters of total grease	%	66 (2019)	92 (2021)	100	National roadmap
14.5.1	Area of marine and coastal protected areas	% of nature coastal area	0.2 (2015)	0.2 (2022)	3	National roadmap
14.5.1	Proportion of marine key biodiversity areas covered by protected area status	Percentage	23.9 (2015)	23.9 (2021)	59.7	Regional benchmark

Indicator Code	Indicator Name	Indicator Unit	Baseline	Latest Value	Target	Target source
14.6.1	Implementation of international instruments to combat illegal, unreported and unregulated fishing	Level of implementation from 1=lowest to 5=highest	4 (2018)	5 (2020)	5	SDG Framework
14.7.1	Sustainable fisheries as a proportion of GDP	% of GDP	1.3 (2015)	1.1 (2019)	1.63	Regional benchmark
14.b.1	Application of a legal framework for the protection of access rights for small-scale fisheries	Level of implementation from 1=lowest to 5=highest	4 (2018)	4 (2020)	5	SDG Framework
15	Goal 15. Protect and sustainably develop forests; conserve biodiversity; develop ecosystem services; combat desertification; prevent the degradation of and rehabilitate land resources					
15.1.1	Forest cover	%	40.8 (2015)	42 (2022)	42	National roadmap
15.1.2	Important sites for fresh water biodiversity	Percentage	38.2 (2015)	38.2 (2021)	94.6	Regional benchmark
15.1.2	Important sites for terrestrial biodiversity	Percentage	40 (2015)	40 (2021)	100	Regional benchmark
15.2.1	Above ground biomass in forest	Tons per hectare	62.5 (2015)	62.7 (2020)	69.8	Regional benchmark
15.2.1	Forest area with a long-term management plan	Percentage	46.9 (2015)	49.8 (2020)	62.1	Regional benchmark
15.2.1	Forest area within legally established protected area	Percentage	15 (2015)	15.5 (2020)	20.3	Regional benchmark
15.3.1	Area of degraded land	%	28 (2013)	35.7 (2021)	31	SDG Framework
15.5.1	Red list index total	Index	0.7 (2015)	0.7 (2022)	1	Regional benchmark
15.6.1	Reported number of Standard Material Transfer Agreements (SMTAs) transferring plant genetic resources for food and agriculture to the country	Number	222 (2015)	339 (2022)	666	Regional benchmark
16	Goal 16. Promote a peaceful, just, and equal society for sustainable development; ensure access to justice for all citizens; develop effective, accountable, and participatory institutions at all levels					
16.5.1	Have to spend more money to complete the land use right certificate	% answers	33 (2015)	28 (2021)	10	National roadmap
16.5.1	Parents have to spend more money for students to be taken care of	% answers	43 (2015)	24 (2021)	10	National roadmap

Indicator Code	Indicator Name	Indicator Unit	Baseline	Latest Value	Target	Target source
16.5.1	Have to spend more money to be taken care of when going for medical examination and treatment	% answers	36 (2015)	27 (2021)	10	National roadmap
16.5.1	Have to spend extra money to complete the building permit	% answers	31 (2015)	21 (2021)	10	National roadmap
16.5.2	Proportion of enterprises that have to pay informal fees when using public services	%	66 (2015)	41.4 (2021)	5	National roadmap
16.6.1	Proportion of state budget expenditure compared with the approved state budget expenditure estimates	%	107.5 (2015)	110 (2021)	100	SDG Framework
16.6.2	Proportion of population satisfied with their most recent experience of public services	%	80.9 (2017)	87.2 (2021)	90	National roadmap
16.9.1	Proportion of children under five years of age whose births have been registered	%	96.1 (2014)	98.1 (2020)	100	National roadmap
17	Goal 17. Strengthen the means of implementation and revitalize the Global Partnership for Sustainable Development					
17.4.1	Debt service	% of exports of goods, services and primary income	1.6 (2015)	1.6 (2020)	0.3	Regional benchmark
17.6.1	Fixed-broadband subscriptions	Per 100 population	8.3 (2015)	17.2 (2020)	32	Regional benchmark
17.8.1	Internet users	% of population	45 (2015)	70.3 (2020)	100	SDG Framework
17.11.1	Goods export value	Mil. USD	162,016.7 (2015)	371,850 (2022)	583,709	National calculations
17.18.3	National statistical plan under implementation	Yes (1)/No (0)	1 (2015)	1 (2022)	1	SDG Framework

This report was prepared with the support of the Deutsche Gesellschaft für Internationale Zusammenarbeit (GIZ) GmbH (on behalf of the German Federal Ministry for Economic Cooperation and Development), and the United Nations (UN) in Vietnam.

All photos used in this report are entries in the photo contest: The Future I Want, to celebrate the 75th anniversary of the United Nations in 2020 and are copyrighted by the UN in Vietnam.

