

Millennium Development Goals Report

UZBEKISTAN 2015



Tashkent-2015

Tashkent 2015 Millennium Development Goals Report UZBEKISTAN 2015. -
Tashkent: Center for Economic Research, 2015. - 92 p.



The Report was prepared with the assistance of the United Nations Office in Uzbekistan. Opinions expressed in this publication do not necessarily reflect the official views of the United Nations.



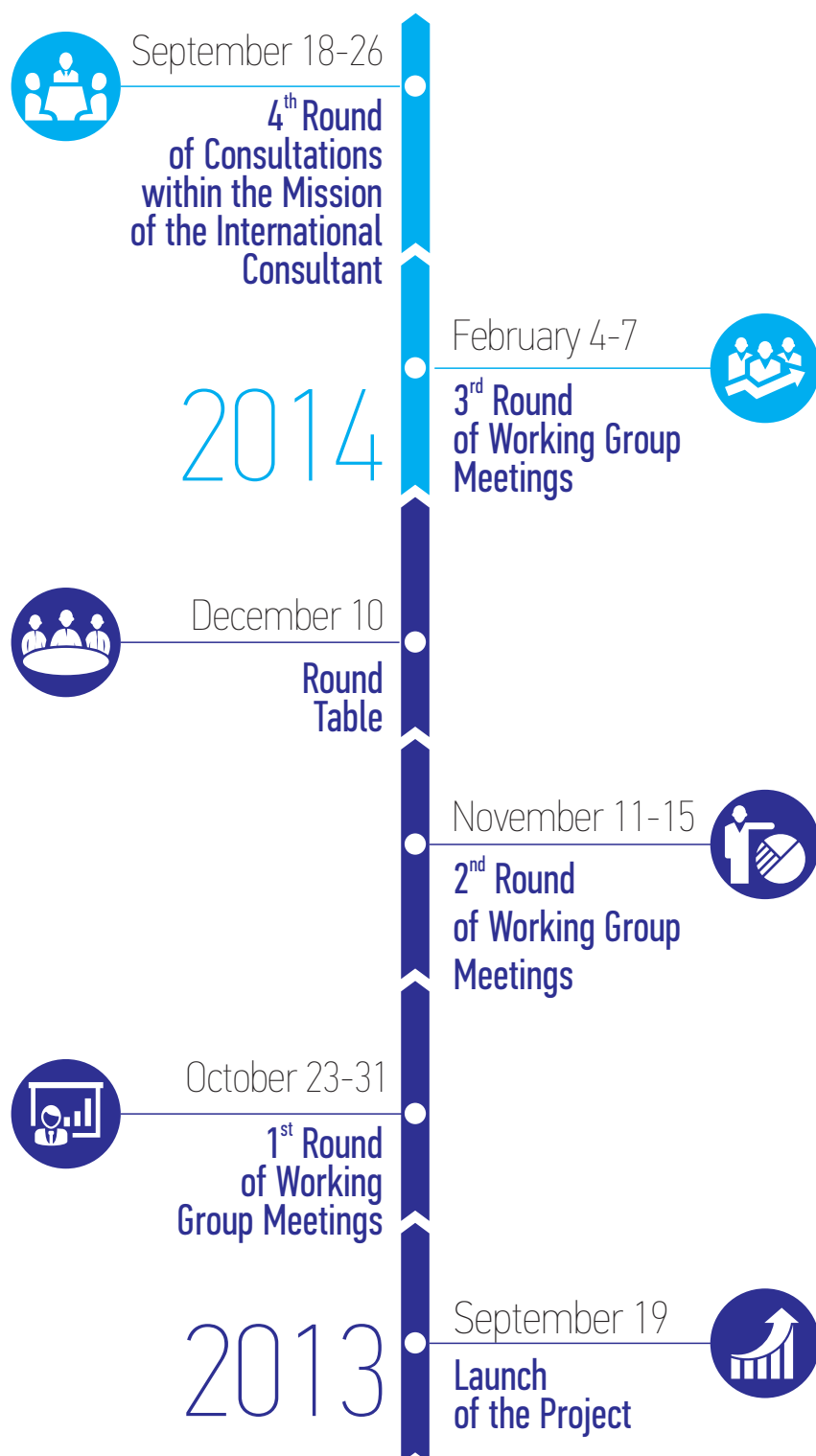
© Center for Economic Research, 2015 (www.cer.uz)

All copyrights belong to the Center for Economic Research. Any reproduction of this Policy Brief or use of portions thereof are permitted only with written permission; reference to the source is mandatory. With regard to all questions concerning reprints, translation or acquisition of the printed versions, please contact the following address: Shota Rustaveli Str. tupik 1/5, Tashkent 100070, Uzbekistan. Phone: (+998 71) 150-02-02 Tashkent, Uzbekistan.

National Institutions and UN Agencies Engaged in Preparation of the Report

Coordinators	<i>Ministry of Economy, Center for Economic Research</i>	<i>Office of the UN Resident Coordinator</i>
Millennium Development Goals	National Institutions (*Responsible Institution)	UN Agencies (*Responsible UN Agency)
MDG 1 – Improve Living Standards	Ministry of Economy* State Statistics Committee Institute of Forecasting and Macroeconomic Research Ministry of Health Ministry of Labour and Social Protection	UNDP* UNICEF
MDG 2 – Improve the Quality of General Secondary and Secondary Specialized Education	Ministry of Public Education* Ministry of Higher and Secondary Special Education State Statistics Committee	UNESCO* UNICEF
MDG 3 – Promote Gender Equality and Empower Women	Women’s Committee of Uzbekistan* State Statistics Committee Ministry of Public Education Ministry of Higher and Secondary Special Education	UN Women* UNDP UNFPA UNESCO
MDG 4 – Reduce Child Mortality and Malnutrition	Ministry of Health* State Statistics Committee	UNICEF* WHO UNFPA*
MDG 5 – Improve Maternal Health	Ministry of Health* State Statistics Committee	UNICEF* WHO UNFPA*
MDG 6 – Combat HIV/AIDS, Tuberculosis, and Malaria	Ministry of Health* Republican AIDS Center State Statistics Committee Republican Sanitary and Epidemiological Center National TB Research Institute	UNAIDS* WHO UN Joint Team on AIDS/HIV
MDG 7 – Ensure Environmental Sustainability	State Committee on Nature Protection* State Statistics Committee Ecological Movement of Uzbekistan	UNDP* UNESCO
MDG 8 – Uzbekistan and Global Partnership for Development	Ministry of Finance* Ministry of Economy	UNDP* UNAIDS UNESCO UNFPA UNICEF UNODC WHO UN Women

Working Group Meetings



Acknowledgements

This document has become possible thanks to the support and assistance, as well as invaluable contributions of numerous organizations and specialists. The authors are profoundly grateful to Ministry of Economy of the Republic of Uzbekistan, for the overall guidance throughout the preparation of this paper.

The working group thanks Mr. Stefan Priesner, UN Resident Coordinator in Uzbekistan, for his support and contribution to the successful completion of the drafting process. Special thanks go to the UNDP Regional Centre in Istanbul, and personally to Ms. Sheila Marnie, for valuable comments and suggestions during the report's preparation.

Important contributions to the elaboration and discussion of the various chapters of the report were made by representatives of the United Nations Development Programme, United Nations Children's Fund (UNICEF), United Nations Educational, Scientific and Cultural Organization (UNESCO), UN Women, United Nations Population Fund (UNFPA), World Health Organization (WHO), Joint United Nations Programme on HIV and AIDS (UNAIDS), United Nations Office on Drugs and Crime (UNODC), as well as representatives of the World Bank and Asian Development Bank.

A special thanks goes to Ms. Shahrbanou Tadjbakhsh for her help provided in organizing discussions with the working groups involved in the drafting of each chapter, and for her help in the subsequent finalization of the document.

The authors are deeply grateful to Mr. Bakhodur Eshonov for his untiring support and help in defining the logic and conceptual framework for the report.

Nishanbay Sirajiddinov, Ildus Kamilov, Janna Fattakhova, Azizkhan Khankhodjaev, Umida Islamova, Alisher Azamatov, Bakhtiyor Ergashev, Azat Irmanov all contributed with extremely useful comments and recommendations. A special thank you goes to Mr. Talat Shadybaev for his help in coordinating the work and his valuable advice throughout the preparation of the report. We are grateful to Rimma Mukhtarova, Bekhzod Djamilov, Berdakh Raziev, Nargiza Alikulova, Ekaterina Ustinenko and Yulia Yun for helping us solve numerous administrative matters.

A big thank you to everyone who has directly or indirectly provided help and encouragement to our efforts!

Content




MDG 1
Improve Living
Standards



MDG 2
Improve the Quality of
General Secondary and
Secondary Specialized
Professional Education



MDG 3
Promote Gender
Equality and
Empower Women



MDG 4
Reduce Child
Mortality and
Malnutrition



54-59

MDG 5
Improve
Maternal Health



60-70

MDG 6
Combat HIV/AIDS,
Tuberculosis,
and Malaria



71-81

MDG 7
Ensure
Environmental
Sustainability



82-92

MDG 8
Uzbekistan
and Global
Partnership
for Development

Figures

1.1. Dynamics of Poverty Reduction, 2001-2015, %	18
1.2. Poverty Rate by Regions of Uzbekistan, 2004-2012, %	18
1.3. Per Capita Income and Gini Coefficient, %	19
1.4. Structural Changes in the Economy and Employment	20
1.5. Share of Small Business and Private Entrepreneurship by Sector, %	21
1.6. Proportion of Those Employed in Small Business and Private Entrepreneurship and Poverty Reduction	21
1.7. Government Expenditures for Social Policies (as % of Total Public Expenditures)	22
2.1. Gross Enrolment Ratio in General Education, 2001-2013, %	27
2.2. Gross Enrolment Ratio in Secondary Specialized and Professional Education, 2002-2013, %	27
2.3. Proportion of Girls to Boys in Schools, Academic Lyceums and Professional Colleges, Ratio of the Number of Girls to 1 Boy, 2001-2013	27
2.4. Breakdown of Students by Language of Study, 2013/2014 Academic Year, %	28
2.5. Gross Enrolment Ratio in Secondary Specialized and Professional Education by Region, 2001-2013, %	29
2.6. Infrastructure of General Secondary and Secondary Specialized Professional Institutions, 2001-2013	29
2.7. Provision with Textbooks, 2001-2013, %	30
2.8. Number of Students per Teacher, 2001-2013	30
2.9. Availability of Equipment in General Education Schools, % of Equipped Labs and Computer Classes from Total Amount of Labs and Computer Classes, 2004-2013, %	31
2.10. Proportion of Teachers with Higher Education in General Schools, 2001-2013, %	31
2.11. Literacy Rates, 2001-2013	32
2.12. Share of Expenditures on Education in the Government Budget (%) and in GDP, 2005-2013, %	33
2.13. Breakdown of Expenditures for Education by Type, 2012, %	34
3.1. Gender Structure of Education Enrolment in 2013-2014 Academic Year, %	38
3.2. Structure of the Employed in the Economy by Gender, 2000 vs 2013, %	38
3.3. Structure of Employment by Gender, %	39
3.4. Women's Participation in Political Parties, 2006-2013	39
3.5. Representation of Women in the Councils of People's Deputies of the Republic of Karakalpakstan, Regions, Cities and Districts	40
4.1. Under-five Children Mortality Rate per 1000 Live Births, 2002-2013: National Statistics and IGME data	45
4.2. Infant Mortality Reduction (per 1000 of live-born babies), 2002-2013	45
4.3. Reduction of Under-five Child Mortality, 2002-2013 (2002 = 100%)	46
4.4. Causes of Under-five Child Mortality in 2012, %	46
4.5. Reduction of Infant Mortality, 2002-2013 (2002 = 100%)	46
4.6. Share of Children Having Exclusive Breastfeeding up to the Age of 6 Months in the Total Number of Children Under 1 Year of Age, 2005-2013, %	47

4.7. Regional Patterns: Share of Children on Exclusive Breastfeeding, 2005 and 2013, %	47
4.8. Rate of Immunization Against Measles and Measles Morbidity, 1991-2013	48
4.9. Rate of Immunization Against Poliomyelitis and Poliomyelitis Morbidity, 1991-2013	48
4.10. Dynamics of Dietary Patterns and Quality of Nutrition	48
4.11. Financing of Immunization Programmes, %	51
5.1. Maternal Mortality Ratio (per 100,000 live births), 2001-2013	55
5.2. Causes of Maternal Mortality, 2013, %	55
5.3. Maternal Mortality Ratio: Regional Context	56
5.4. Coverage of Pregnant Women by Antenatal Care During the First 12 Weeks of Pregnancy, %	56
5.5. Antenatal Care within the First 12 Weeks of Pregnancy: Regional context, %	56
5.6. Number of Abortions (per 1000 births)	57
6.1. Number of People Newly Diagnosed with HIV, total	61
6.2. Modes of Transmission of HIV, %, 2000-2013	62
6.3. Proportion of HIV-Infected Children Above 18 months Born from HIV-infected Mothers, %	62
6.4. The Prevalence of HIV Among Pregnant Women, %	62
6.5. Dynamics of the Incidence and Mortality of Tuberculosis in Uzbekistan (per 100,000 population)	67
6.6. Tuberculosis Incidence Trends by Region (per 100,000 Population)	68
6.7. Trends of Mortality from Tuberculosis by Region (per 100,000 Population)	68
6.8. Cases of Malaria, 2000-2012	68
7.1. Dynamics of the Total Groundwater Intake, thousand m ³ /day	72
7.2. Change in the Share of Saline Lands, 2000-2013, %	72
7.3. Growth in the Forested Area, mln ha	73
7.4. Air Pollutant Emissions, kg per capita	74
7.5. Energy Consumption and Relevant CO ₂ Emissions in Uzbekistan, 2000-2010	74
7.6. Total SO ₂ and NO _x Emissions from Stationary and Mobile Sources, thousand tons	74
7.7. Dynamics of the Air Pollution Index (API) in Major Cities of Uzbekistan	75
7.8. Access to the Water Supply System, % to Total Residential Area	75
8.1. Amount of Grant Aid to Uzbekistan: 2008-2013, USD million	83
8.2. Grants as Percentage of GDP and Government Budget Revenues in Uzbekistan in 2008-2013, %	83
8.3. Soft Loans Received in 2000-2013, USD million	83
8.4. Grants Received: Key Trends in 2008-2013, %	84
8.5. Distribution of Soft Loans by Sector, 2000-2013, %	85
8.6. Grants Received: Breakdown by Donor 2008 vs 2013, %	85
8.7. Breakdown of Donors of Soft Loans, 2000-2013, %	85
8.8. Foreign Trade Indicators of Uzbekistan: 2000 vs 2013, USD million	86
8.9. Composition of Imports: 2000 vs 2013, %	87
8.10. Composition of Exports: 2000 vs 2013, %	87

Tables

4.1. Proportion of Underweight Children, %	49
5.1. Contraceptive Prevalence Rate in Uzbekistan Within the Period of 2000-2012	57
6.1. HIV Prevalence among PWIDs Based on Sentinel Surveillance, 2007 to 2013	63
7.1. Domestic Solid Waste in Uzbekistan, Regional Distribution, mln cub. m.	76

Foreword

As a signatory to the Millennium Declaration, Uzbekistan is fulfilling its promise to address the challenges outlined in the MDGs.

This report is a joint initiative of the Government of the Republic of Uzbekistan and the United Nations (UN) agencies in Uzbekistan, and it aims to provide an objective analysis and assess the country's progress towards reaching Millennium Development Goals during 2000-2013, for each of the goals. At the same time, the report identifies key factors that have contributed to the achievement of the goals. Moreover, the report tries to highlight the key challenges the country will have to address in the years to come. Most importantly, the report sets out and assesses the logic of Uzbekistan's social, economic and institutional reforms through the prism of Millennium Development Goals.

The report's main conclusion is that the Government of Uzbekistan, despite all the challenges posed by an unstable global economy, was able to maintain a balance between the most important key development goals, namely: ensuring rapid economic growth through structural reforms and improving the welfare of all strata of the population. As a result of this balanced development paradigm the country has on the one hand seen the rapid development of the technical, technological and financial foundation required for long-term and stable economic growth. And on the other hand, there has been a steady reduction of poverty, including amongst the most vulnerable groups, and an overall improvement in standards of living.

The Education reforms initiated by President Islam Karimov in the mid-1990s, ensured broad access for all population groups to educational services, not just at the primary levels, but also in the upper levels of education. Of special note is the unique system of specialized secondary professional education, which has opened up additional opportunities for human development. Enrolment in secondary education in Uzbekistan has been maintained at 98-99.8%, while enrolment in secondary specialized professional education rose from 31.2% in 2002 to 99.6% in 2013. Moreover, schools and colleges specializing in music and art provide unique opportunities for children in both urban and rural areas to develop their skills in these subjects.

Healthcare reforms provided broad access for the population to quality, professional, well-equipped medical services, which include primary health care in rural areas, multi-profile and separate specialized units in urban areas and regional centres, and high-tech specialized services in the capital city. Particular attention has been paid to disease prevention and health promotion, development of physical training and sports, primarily junior sports. Introduction

of the system of delivering and raising healthy children ensured considerable success in the reduction of infant and maternal mortality: during the reported period, the under-5 mortality rate dropped from 24.3 to 12 per 1,000 live births; the share of under-5 underweight children decreased from 3.8% to 1.6%. The maternal mortality rate went down from 34.1 to 20.0 per 100,000 live births.

The President's and the government's social and economic policies, aimed at achieving stable economic growth, equitable distribution of income, and harmonious development of the population, contribute to social cohesion to strive towards common development goals.

During 2001-2013, amid stable economic growth rates, Uzbekistan was able to nearly halve its poverty rate – from 27.5% to 14.1%. The Gini coefficient at 0.29 provides evidence of relatively low levels of income inequalities. The country pays a lot of attention to environmental sustainability, to the improvement of water and land resource management, which helps reduce water losses and improve the quality of land resources. As a result of investments in energy infrastructure together with the introduction of energy efficiency measures, the economy's energy intensity has been reduced, and the amount of polluting emissions has decreased.

As the country embarks on a phase of accelerated transformation processes, the national strategies for maintaining further improvements in sustainable human development will need to be adapted. The authors of the report have therefore attempted to outline key directions for the country's development beyond 2015. From this perspective, the report may serve as the foundation for the country's long-term development strategy, "Vision 2030," which is being developed by the Government in collaboration with the World Bank and the UNDP. The report also provides the basis for discussion of national sustainable development goals for the post 2015 period.

This MDG report has been the result of a highly participatory and consultative process: during its preparation 8 working groups were formed with national experts and representatives of UN agencies; 4 rounds of working group meetings and round tables were organized to discuss the structure and core content of the document; several international experts were also involved. To the extent possible, this report has integrated the comments and suggestions received during the series of rich discussions which preceded the final draft.

We hope that the report will serve as a foundation for a continued extensive dialogue on development in Uzbekistan, and will make a key contribution to the formulation of the country's post 2015 development agenda.



Galina Saidova,
*Minister of Economy
of the Republic of Uzbekistan*

Foreword

In September 2000, world leaders from 189 countries, including Uzbekistan, made a promise to enhance human development with ambitious, time-bound and measurable goals and adopted the Millennium Declaration. The Declaration contains eight goals with a set of clearly identified indicators and targets, both global and locally elaborated, which served to guide development activities and make the efforts and progress of each country visible to its citizens and the world community.

This report, the second National Report on Millennium Development Goals in Uzbekistan, provides a meaningful account of how Uzbekistan has progressed in achieving the nationalized MDGs. It shows that the policies and actions, backed by adequate funding and political commitment, does yield results. Having integrated the MDGs into its development planning and having put the effort and resources behind its plans, Uzbekistan has achieved the MDGs related to ensuring universal access to primary education, ensuring gender parity in primary and secondary schools and reducing maternal mortality. The country has also made good progress towards meeting other national MDG targets, including reducing poverty, and reducing under-5 child mortality.

The United Nations acknowledges Uzbekistan's progress and dedicated efforts in achieving the MDGs and remains committed to support the achievement of remaining goals, especially in improving the quality of education, ensuring gender parity in tertiary education, further reducing infant mortality, halting the spread of HIV and tuberculosis, and ensuring environmental sustainability. With most MDGs achieved, attention should now be given to further enhancing the quality and sustainability of Uzbekistan's progress. Reducing disparities in MDG progress among various groups of population, including rural and urban population, men and women, youth, people with disabilities and others will remain a priority in the coming period. Progress in achieving the remaining goals will require continued actions and effective national policies and programmes along with improved data collection and analysis to allow better targeting of vulnerable groups.

The preparation of this report benefited from a broad consultative and participatory process, which included more than fifteen government ministries and agencies led by the Ministry of Economy and eight UN agencies represented in Uzbekistan. This process established an effective dialogue for the UN Country Team and the Government of Uzbekistan to

take stock of the MDG progress by the country and to identify remaining challenges for the Post-2015 period. We appreciate that this is a national report, which following extensive consultations incorporated a good number of UN comments.

This year, as the framework of Millennium Development Goals is approaching completion, world leaders are gathering again at UN Headquarters in New York to take stock of progress and to agree upon Post-2015 development agenda. As such, this report will serve as an important baseline for discussions on identifying the Uzbekistan's development goals for the Post-2015 period in line with the nascent global Sustainable Development Goals.

In conclusion, I extend sincere thanks to the Government of Uzbekistan, Ministry of Economy, to all national authorities and all national experts that contributed to the publication of this second National MDG Report of the Republic of Uzbekistan.

I take this opportunity also to reiterate the commitment of the United Nations organizations in Uzbekistan to work with the authorities and the people of Uzbekistan to fully achieve the MDGs and engage in close collaboration in development and implementation of nationalized Sustainable Development Goals for the post-2015 period.



Stefan Priesner

UN Resident Coordinator in Uzbekistan

Executive Summary

MDGs focus the efforts of the world community on achieving significant, measurable improvements in people's lives

The Millennium Development Goals are a framework world leaders agreed upon to reduce poverty and improve the well-being of people. They are a set of eight interconnected development goals with time-bound targets and indicators. The MDGs focus the efforts of the world community on achieving significant, measurable improvements in people's lives by establishing yardsticks for results.

In 2000, Uzbekistan, along with 189 UN Member States, endorsed the Millennium Declaration at the UN Summit and made a commitment to achieving the MDGs by 2015.

Recognizing the relevance and acuteness of the MDGs in the national development context, the Government embarked on the process of formulating its own national MDG targets and indicators in collaboration with the donor community. From this process, the MDG goals were adapted to the national context, appropriate baselines and indicators were developed. The set of the national MDG goals are:

GOAL 1 – Improve living standards and reduce malnutrition

GOAL 2 – Improve the quality of secondary and secondary specialized education

GOAL 3 – Promote gender equality and empower women

GOAL 4 – Reduce child mortality

GOAL 5 – Improve maternal health

GOAL 6 – Combat HIV/AIDS, tuberculosis and malaria

GOAL 7 – Ensure environmental sustainability

GOAL 8 – Uzbekistan and global partnership for development

The progress toward individual MDGs can be summarized as follows:

1. At the national level the country is well on its way to achieving the national MDG1 target of halving the poverty rate from 27.5% in 2001 to 13.7% in 2015. Between 2001 and 2013, the national poverty rate reduced by 1.9 times and also decreased at sub-national level. Tackling regional disparities by developing policies on the basis of an analysis of risk factors is an important task for Uzbekistan. Other objectives include the need to create decent, productive and sustainable employment, improving the system of social protection, and refining the methodology for measuring and monitoring poverty.

2. The key objective of the national MDG 2 is to improve the quality of education while sustaining universal access to free and compulsory secondary education. Universal access has been achieved through compulsory enrolment in primary and secondary education. As a result of transition to two-tier compulsory education in the 2000s, enrolment in secondary specialized and professional education also increased from 31.2% in 2002 to 99.6% in 2013.

While access has been ensured, the focus is now on the quality of education, and more specifically in the following areas: better interaction between the education system and labour market requirements; ensuring the high level of professionalism and qualification of teachers in the general education system; preparing better capacity and basis for primary and secondary education by improving pre-school education; and improving the system of monitoring of education quality.

3. Gender parity, part of the MDG 3 on promoting gender equality and empowering women, has been maintained in enrolment in primary and secondary general education, and in professional colleges since 2009. Women's share in employment increased to 45.7% in 2013. Political activity of women also increased significantly, some of it thanks to the introduction of the quota system. Main strategies for the future on the path to gender equality in Uzbekistan include: preparing for changes in the economy and consequences for women in the labour market; increasing women's participation in political life; and developing gender disaggregated data in order to facilitate evidence based policies.

4. MDG 4 for Uzbekistan stipulates the reduction of child mortality and malnutrition. At the national level, under-five mortality rate has decreased by half from 24.3 to 12 per 1,000 live births. The proportion of underweight children under five decreased from 3.8% in 2001 to 1.6% in 2013. To further reduce child mortality, the quality of health care services for children, especially in neonatal care needs to be improved. Special attention is also necessary to reduce regional disparities. Parents' knowledge and skills for childcare and providing quality nutrition for children should be raised.

5. Maternal mortality ratio has decreased to the levels below the target set for reaching the MDG 5, which was set as reduction of the ratio by one third. Maternal mortality ratio fell from 34.1 per 100,000 live births in 2001 to 20.0 in 2013. These achievements have been the result of measures taken to improve mother and child health care system and access to prenatal care services, as well as awareness raising on reproductive health. At further stages it is important to improve the quality and effectiveness of obstetric care. Preventive measures are needed with special focus on regions where maternal mortality ratio is higher than the national average.

6. The HIV epidemic in Uzbekistan has undergone several dynamics. By 2000, there were 154 cases of newly diagnosed cases of HIV (0.1 cases per 100 thousand people). In the new decade, there was an increase until 2009 when the number of new cases reached 4016. The new registered cases of HIV decreased from 2010 and in 2011 was equal to 3584 (12.4 cases per 100 thousand people). A number of steps are necessary to further reach

Between 2001 and 2013, the poverty rate reduced 1.9 times

Universal access to free secondary education was sustained, the under-five child mortality rate decreased by half, maternal mortality ratio reduced by one-third

the targets of combatting HIV/AIDS. They include improving multi-sectoral approach to HIV response; better knowledge about key population groups and regions vulnerable to HIV infection for better targeting; and scaling up prevention measures and ensuring the sustainability of programmes aimed at combatting HIV/AIDS.

Morbidity and mortality from tuberculosis declined since the peak year 2002. At further stages it is important to strengthen diagnosis, patient and drug management, as well as infection control measures in line with international standards. As far as malaria is concerned, the goal has been reached thanks to a host of measures including normative framework and programmatic commitment, improved preventive measures, improved capacity of human resources and awareness raising of the population.

7. Substantial progress has been made in terms of MDG 7: the productivity of irrigated lands has increased given the reconstruction of irrigation systems; energy and power supply improved with the development of infrastructure, the amount of pollutant emissions has substantially decreased; the country's population has better access to improved water sources; the volume of industrial solid waste declined. While Uzbekistan has made significant progress in ensuring environmental sustainability, expected population growth and industrialization of the country and related transformations of the demand for natural resources and ecosystems make the implementation of a comprehensive and holistic strategy for sustainable development in Uzbekistan essential.

8. For Uzbekistan, MDG 8 stipulates the creation of an enabling environment for access to financial resources, technology and foreign markets. It thus refers to effective use and mobilization of partnership opportunities such as aid, trade, investments and transport with foreign countries to achieve sustainable development and fulfillment of the 7 MDGs. In absolute terms, the amount of aid grew year on year between 2008-2013 and the amount of soft loans nearly doubled between 2000 and 2013. 57.3% of grants were channeled to social sector, especially to health and education programmes, which facilitated progress towards reaching the MDGs. The overall trade turnover has been high, with an increase in number of partners and diversity in structure. Between 2000 and 2013, foreign trade turnover increased by more than four times from USD 6.2 billion to USD 29.5 billion. To ensure the implementation of new development goals at further stages it would be important to sustain access to and raise the effectiveness of use of financial resources; improve access to markets and business climate in Uzbekistan, develop cooperation in the area of knowledge, technologies, information, experiences etc.



MDG 1. Improve Living Standards

National Goals and Targets

- Global MDG 1 was adopted by Uzbekistan and reformulated from “Eradicate extreme poverty and hunger” to “Improve living standards.” Reducing malnutrition replaced the question of hunger for the national goal and became a target within the national MDG 4 “Reduce child mortality and malnutrition.”
- The poverty line currently used in Uzbekistan to measure income poverty is based on the cost of a food basket that guarantees a minimum calorie intake of 2,100 kilocalories per person a day. This indicator of poverty was used by the World Bank “Living Standards Assessment” carried out in Uzbekistan in 2003 and 2007 as well as for the government’s Welfare Improvement Strategy (WIS) for 2008-2010 and for 2013-2015.
- The year of 2001 is taken as the reference point to assess the progress on MDG 1 as this was when the State Statistics Committee in cooperation with the World Bank carried out the first poverty assessment in Uzbekistan.

The country is well on its way to achieving the national MDG1 target of halving the poverty rate from 27.5% in 2001 to 13.7% in 2015

The national target for MDG 1 is to halve the poverty rate from 27.5% in 2001 to 13.7% in 2015

1. Status of the National Goal

> **At the national level the country is well on its way to achieving the MDG1 target**

The poverty rate in Uzbekistan reduced 1.9 times from 27,5% in 2001 to 14.1% in 2013. According to estimations, the poverty rate will further decrease to 13.7% in 2015.

Diagram 1.1. Dynamics of Poverty Reduction, 2001-2015, %

Source: State Statistics Committee of the Republic of Uzbekistan

Poverty rate will further decrease to 13.7% by 2015

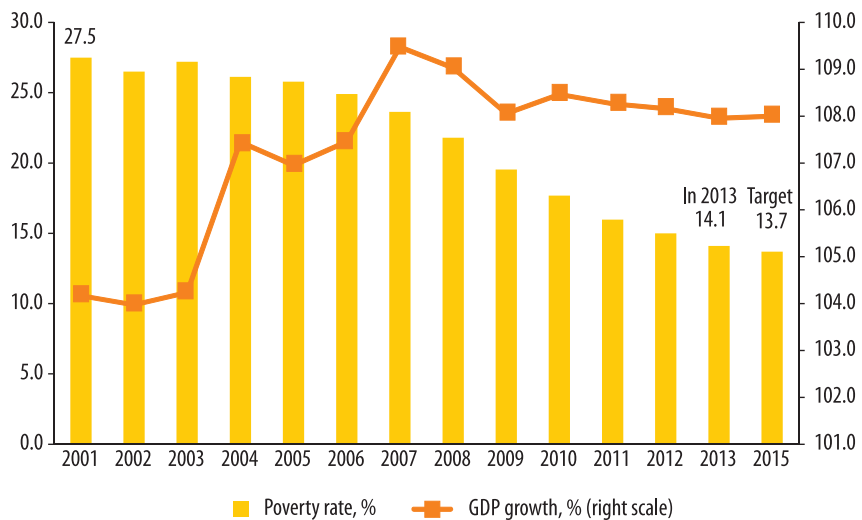
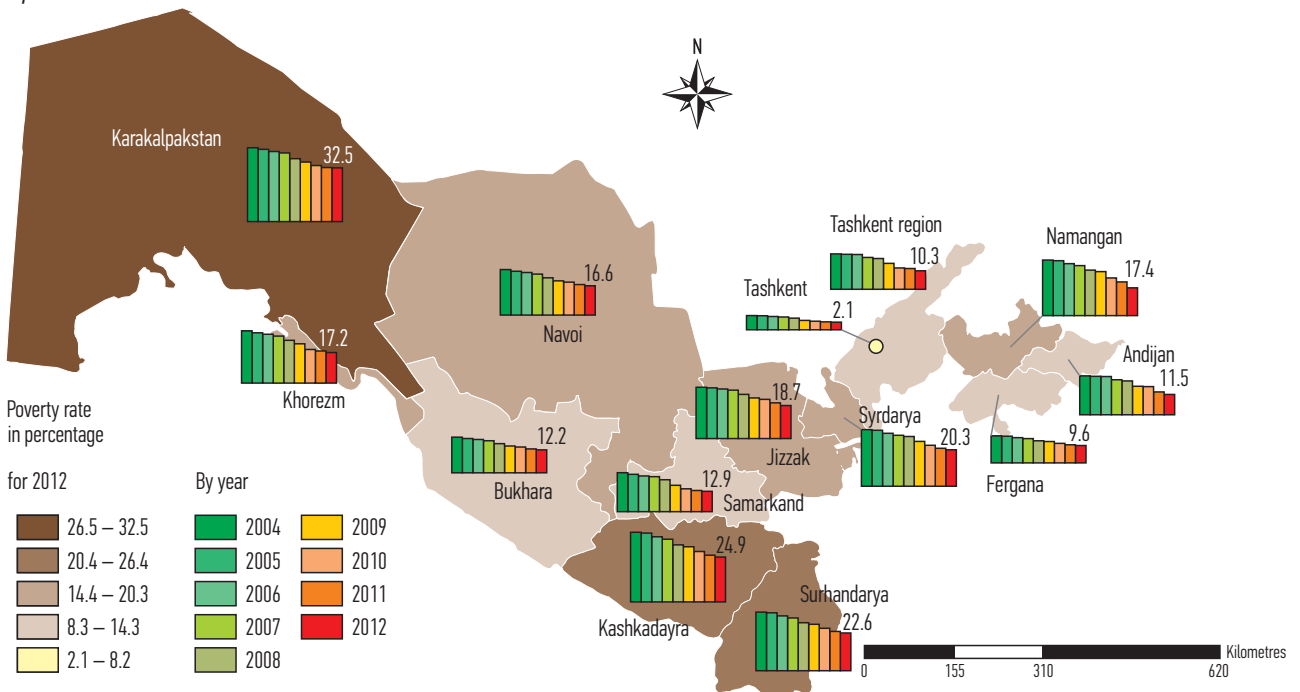


Diagram 1.2. Poverty Rate by Region of Uzbekistan, 2004-2012, %

Source: State Statistics Committee of the Republic of Uzbekistan

> **Poverty rates also decreased at the regional level, although with variations**

The poverty rate in rural areas decreased from 30.5% in 2001 to 17.3% in 2013. In urban areas, the rate decreased from 22.5% in 2001 to 10.6% in 2013.





The most significant reduction of poverty, 3.8-fold was registered in Tashkent city. In Andijan, Namangan, Samarkand, Tashkent and Khorezm regions, the poverty rate decreased by more than 2 times. In all the remaining regions, the rate reduced by 1.4–1.8 times.

The poverty rate is higher than average in eight regions, including Jizzak, Kashkadarya, Navoi, Namangan, Sirdarya, Surkhandarya, Khorezm and the Republic of Karakalpakstan.

> The rapid growth of per capita income was accompanied by the reduction of inequalities

Between 2001-2013, the GDP per capita (PPP) increased significantly from USD 2552.6 in 2001 to USD 5002.5 in 2013. The real wages of the population doubled and income differentiation reduced. The Gini coefficient dropped from 0.39 to 0.29 between 2001 and 2013. As Diagram 1.3 shows, the rapid growth of per capita income was accompanied by the reduction of inequalities.

Between 2001 and 2013 the GDP per capita and real wages of the population doubled; income differentiation reduced

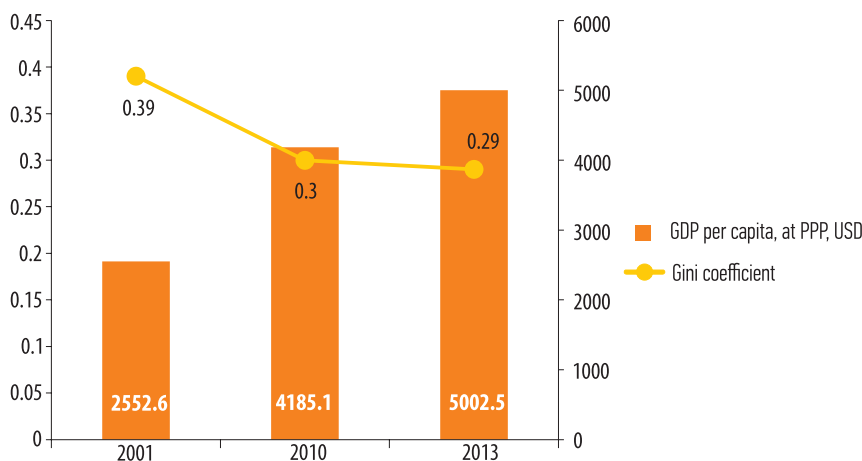


Diagram 1.3. Per Capita Income and Gini Coefficient, %

Source: World Development Indicators and State Statistics Committee of the Republic of Uzbekistan

Within the period of 2001-2013, living standards also improved for various socio-economic groups. Poverty rates among families with children under 16 reduced from 22.1% in 2007 to 11.8% in 2013. Poverty among households headed by women decreased from 1.3% in 2007 to 0.3% in 2013.

2. Key Factors that Contributed to Achievement of the Results

Since the 2000s, the government has tried to maintain a delicate balance between the goal of reducing poverty and generating investment resources needed to develop industry and infrastructure as the basis of sustainable economic growth and employment generation. During 2001-2014, reforms in the economic and social spheres which contributed to poverty reduction included the following:

> Promoting accelerated investment and boosting public spending in infrastructure to ensure rapid economic growth and increase living standards

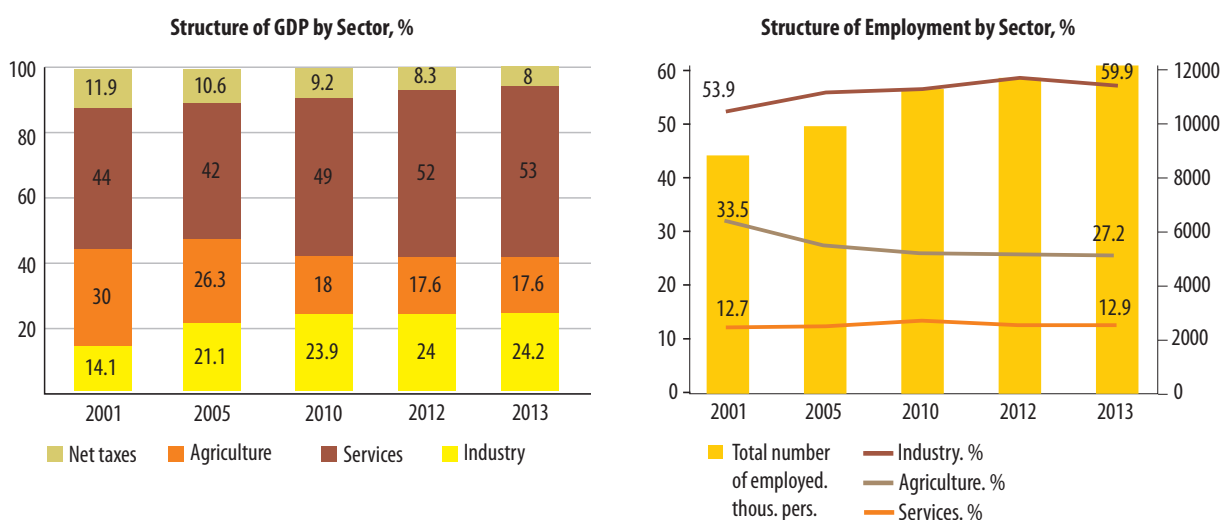
Structural reforms contributed to accelerated economic growth, thus providing the foundations for sustainable welfare improvement

Between 2002 and 2013, the volume of investments into the economy increased 6.4 times – from USD 2.0 to USD 12.1 billion. Large-scale investments concentrated in basic industries (e.g. industries of the fuel and energy sector, ferrous and nonferrous metallurgy etc.) which were essential for accelerating economic growth, boosting exports and creating the foundations for sustainable welfare improvement in the medium and long run. While agricultural output in absolute numbers increased, the share of agriculture in GDP decreased from 30.0% in 2001 to 17.6% in 2013, and the proportion of industry increased from 14.1% to 24.2%. The share of the service sector rose from 44% to 53%. Furthermore, investments made in social and productive infrastructure expanded domestic demand, generated employment and improved the quality of life.

It is important to note that economic growth and structural transformations have provided the opportunity to transform the structure of employment. Throughout the period of 2001-2013, structural reforms led to a modest increase in the share of employed in industry and services from 66.6% to 72.8% and a decrease in the proportion of those employed in agriculture (from 33.5% to 27.2%).

Implemented policies have enabled the Government to improve budget revenues, which in turn have made investment in social infrastructure projects possible. At the same time, investments into basic industries (such as fuel, mineral resources and energy) have had a limited impact on improving income-generating opportunities for the majority of the population in the medium term because they have been capital rather than labour intensive.

Diagram 1.4. Structural Changes in the Economy and Employment



Source: State Statistics Committee of the Republic of Uzbekistan

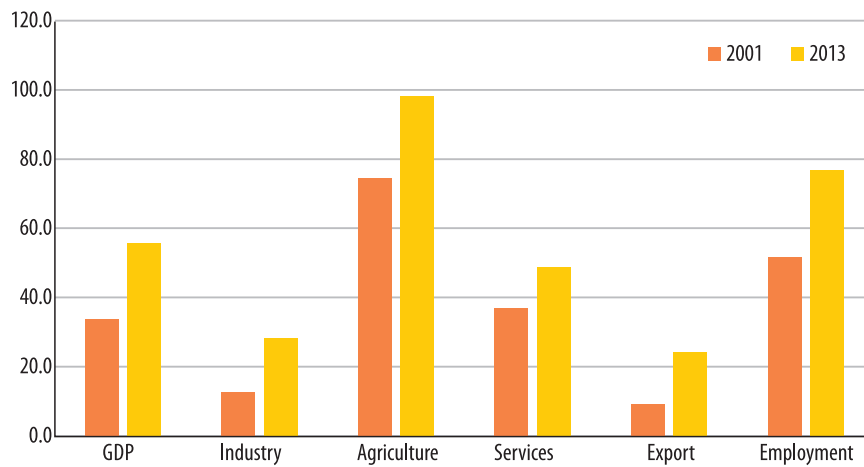


Diagram 1.5. Share of Small Business and Private Entrepreneurship by Sector, %

Source: State Statistics Committee of the Republic of Uzbekistan

> Employment generation through development of small business and private entrepreneurship

Attention to basic industries was important to establish the basis for sustainable economic growth. Yet, focus on the development of basic capital intensive industries as well as the reduction of employment in agriculture as a result of the reforms in agriculture required additional measures to expand employment. The development of small business and private entrepreneurship has been one important instrument to stimulate employment, to increase the income of the population and provide the possibility for the economically active population to earn enough to support themselves and their families.

The government took steps to provide guarantees and incentives for small business and private entrepreneurs. It simplified tax administration, strengthened the market institutions and reduced administrative barriers and transaction cost of doing business.

Between 2001-2013, the share of small business in industry increased from 12.5% to 28.1%, in agriculture – from 74.5% to 98.1%, and in the services

Guarantees and incentives for small business and private entrepreneurs enabled to increase the share of employed in this sector from 51.8% in 2001 to 76.7% in 2013

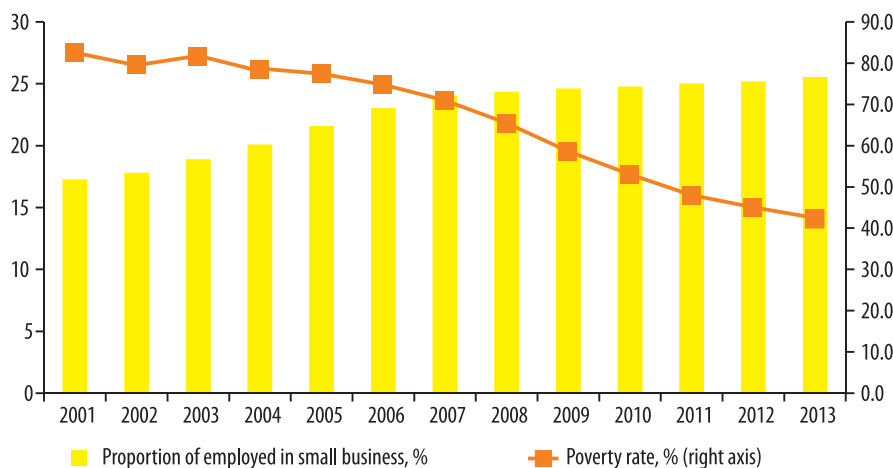


Diagram 1.6. Proportion of Those Employed in Small Business and Private Entrepreneurship and Poverty Reduction

Source: State Statistics Committee of the Republic of Uzbekistan

sector – from 37% to 48.9%. The overall share of small businesses increased from 33.8 to 55.8 per cent of GDP.

Private sector development has created a large number of jobs. The proportion of those employed in small business and private entrepreneurship increased from 51.8% in 2001 to 76.7% in 2013 while the share of revenues from entrepreneurial activities in total income went up from 27% to 50.7%. This contributed to halving the poverty rate between 2001 and 2013.

> Targeting the vulnerable for social protection and expanded investments in the social sphere

Another factor that contributed to poverty reduction was increased social expenditures to provide people with guarantees for basic social rights. Reforms in education were implemented within the National Programme for Personnel Training. Protection of public health, especially maternal and child health, was identified as a priority of health care sector development.

Between 2001 and 2013, public spending on the social sphere expanded significantly from 47,6% of state budget to 58.6%. The share of expenditures on education in total public expenditures increased from 25.5% to 35%; on health care – from 9.8% to 14.4%, and on social services and social allowances for families – from 6.5% to 6.7%.

In addition to increases in social expenditures, targeted social protection enabled the security of people in cases of loss of livelihoods, inability to pay for health care and provision of key basic social services for vulnerable groups. As families with numerous children incur extra expenditures and deserve support, social allowances for families with children have been important.

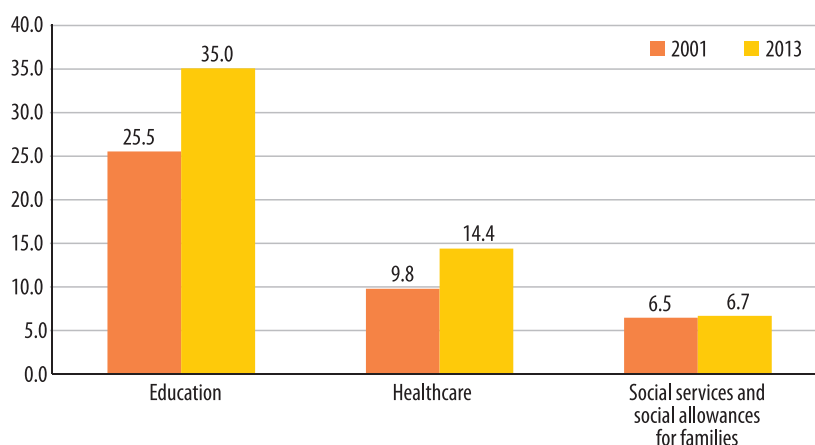
> Reduction of regional disparities through regional development programmes

Targeted regional development programmes were designed and implemented in order to improve the quality of life of people living in rural areas and regions lagging behind the country average. These programmes

Public spending on the social sphere expanded from 47.6% in 2001 to 58.6% in 2013

Diagram 1.7. Government Expenditures for Social Policies (as % of Total Public Expenditures)

Source: State Statistics Committee of the Republic of Uzbekistan





were aimed at accelerating socio-economic development through small business and private entrepreneurship development, reforms in agriculture, and investments into projects that would contribute to employment generation.

The Government implemented a programme on socio-economic development of the regions for 2013-2015 as well as a number of initiatives devoted to providing additional housing in rural areas, improving the services sector, stimulating the development of farms, and launching food-processing enterprises equipped with modern equipment and technology.

A nation-wide programme for the development of industries (2011-2015) was designed to develop textile and light industries, pharmaceuticals, agro-processing, and manufacture of building materials industries, all of which contributed to increased incomes and improved livelihoods for people living in regions.

Between 2005-2013, while the average annual GDP growth throughout the country amounted to 8.2%, GDP growth rates were higher than average in Andijan region (10.7%), Samarkand (9.8%) Namangan (9.7%), Republic of Karakalpakstan (9.2%) and Surkhandarya, Sirdarya, Jizzak (9.8%). Between 2006-2012, significant growth in employment in different regions came as a result of targeted programmes to improve social services. Employment rose in Surkhandarya (29.2%), Kashkadarya (26.1%), Namangan (26.1%), and Jizzak (22%). Investments into social infrastructure provision (i.e., housing, health care and educational institutions, water and gas supply) were also above the average country level in the Republic of Karakalpakstan and Namangan region.

As a result of targeted regional development policies, GDP growth rates were higher than average in the Republic of Karakalpakstan, Namangan, Surkhandarya, Sirdarya, Jizzak, Andijan and Samarkand regions

3. Main Challenges and Objectives for the Future

> Tackling regional disparities

The reduction of regional disparities needs to be accelerated through policies developed on the basis of the analysis of risk factors, especially for the regions where poverty rate is above the national average: Jizzak, Kashkadarya, Navoi, Namangan, Sirdarya, Surkhandarya, Khoresm, Republic of Karakalpakstan. Taking into account the analysis of factors that affect the risk of poverty it is important to:

- *Increase per capita gross regional product (GRP).* The per capita GRP in five regions with the poverty rate above the national average (Jizzak, Namangan, Surkhandarya, Khorezm and the Republic of Karakalpakstan) amounts to about 50% of the country average.
- *Develop industrial sector and boost labour productivity in the economy.* In these five regions, the proportion of agriculture in GRP was equal to 30.9%, whereas the country average is 17.6%. Labour productivity in these regions is lower than the country average level.

Structural reforms with the focus on manufacturing industries will contribute to expansion of decent, sustainable and productive employment

- *Address environmental problems.* Risks of poverty are usually higher in the regions where environmental deterioration has had an impact on land and natural resources.

To tackle regional disparities the government is planning to accelerate economic development through implementing projects related to the development of gas fields and gas processing plants, small businesses, enterprises producing export-oriented and innovative high-tech products, and new services (computer programming, travel services, services for the repair and maintenance of equipment) etc. These projects aim at creating employment and income growth by using local resources and capacities. It is important that the regional programmes are based on the analysis of comparative advantages of the regions.

> **Creating decent, sustainable and productive employment**

In order to continue on the path to sustainable poverty reduction and improved welfare, decent quality productive employment should be expanded. This is especially important given that a large share of the low income groups are economically inactive, unemployed or employed in low-productivity sectors, and given the continuing increase in the working age population, with large new cohorts entering the labour market every year. Decent quality jobs refer to the provision of productive employment in the formal sector, with access to social security rights, with decent wages and good and safe working conditions.

To expand productive employment, it would be important to implement structural reforms with the focus on development of manufacturing industries, producing goods with relatively high added value and higher level of technological sophistication.

Reforms are needed to stimulate decent jobs in agriculture, including making the sector more water-efficient and productive, agricultural production moved higher along the value chain, as well as other important reforms that relate to the overall business environment in the country.

At the same time, taking into account the fact that structural reforms will lead to a reduction of the share of the agricultural sector in both GDP and employment structure, it will be essential to further expand opportunities for the development of non-agricultural enterprises in rural areas in service sector, food processing and others.

All this will require further development of the private sector, improving the business climate and drawing in investments. Conditions for this to happen require the development of an appropriate legal framework and a package of economic incentives including reduction of tax burden, better access to credit and skills; establishment of specialized institutions to coordinate cooperation; development of infrastructure to provide support for cooperation (mutual settlements, certification, pricing, and etc.), as well as reforms in macroeconomic and trade policies.



> Improving the social protection system

Depending on how productive employment will be achieved, the number of people who require protection may decrease or increase. Investing in retraining and professional development programmes would better prepare people for jobs generated within the economy.

At the same time, social protection system needs to be reformed to better protect the most vulnerable segment of the population, especially pensioners, through for example increasing the size of minimum old-age and disability pensions. This would be challenging considering that by the end of the 2013, there will be a substantial increase in the number of pensioners. Raising pensions while maintaining fiscal sustainability can be ensured through the expected increase in the number of productive jobs created in the formal sector, which will in turn increase the coverage of the working-age population with pension contributions and ensure the sustainability of the Pension Fund.

An important task for the future will be the need to improve social assistance for the disabled and for caring for children with disabilities. This would require expanding the size of allowances in line with the growth in average income and to ensure the inclusion and active participation of these groups in economic and social life of the community. As some families with children are more likely to need support for their extra costs, social protection should be extended to them.

Investing in retraining and professional development programmes would better prepare people for the new pattern of employment

> Refining the methodology for measuring and monitoring poverty

For better targeting of the poor with the adequate economic and social protection policies and to improve the quality and use of data for more evidence-based policymaking, it is necessary to refine the poverty measurement criteria, improve the methodology as well as the system for monitoring of poverty dynamics. At the global level, the internationally accepted poverty line of 1.25 USD is considered as an indicator of extreme poverty. The national poverty line used in Uzbekistan is based on expenses for the minimal consumer basket of 2,100 kcal. While Uzbekistan may continue to use the food poverty line for monitoring the reduction in poverty by 2030, this indicator should be applied together with indicators that measure the so-called relative poverty and/or inequality. Together with UNDP, work is under way to determine the level of poverty on the basis of the minimum consumer basket, including not only food but also the non-food items.

Finally, as recommended in the global debates on the MDGs and development agenda for the Post-2015 period, there is a need to generate more disaggregated data, enabling the better identification of low-income groups as well as those who have a high risk of falling into this group. Tools and mechanisms for monitoring poverty should also be improved at the regional and local levels.

MDG 2. Improve the Quality of General Secondary and Secondary Specialized Professional Education

The key objective of MDG 2 is to improve the quality of secondary education while sustaining universal access to it

National Goals and Targets

- The Global MDG 2 is formulated as «Ensure universal access to primary and secondary education». Given that in Uzbekistan, 12-year education (including primary, general secondary and secondary specialized professional education) is compulsory by law and has already been ensured by the Government, the goal of access was not deemed relevant for Uzbekistan.
- Instead, the MDG 2 was nationalized as «Improve the quality of general and secondary specialized, professional education». The key objective is to improve the quality of education while sustaining universal access to free and compulsory 12 years of education.
- General education in Uzbekistan encompasses primary education (grades 1-4) and secondary education (grades 5-9). Secondary specialized professional education consists of 3 years of education (grades 10-12) streaming into academic lyceums or professional colleges.
- In the absence of unified quantitative measures for assessing improvements of the quality of education, the following criteria have been chosen for Uzbekistan: 1) material and technical base, 2) level of teachers' qualification, 3) quality of teaching (including content of curriculum, standards, methodologies, use of technology etc.) and 4) learning outcomes (including level of knowledge of students).

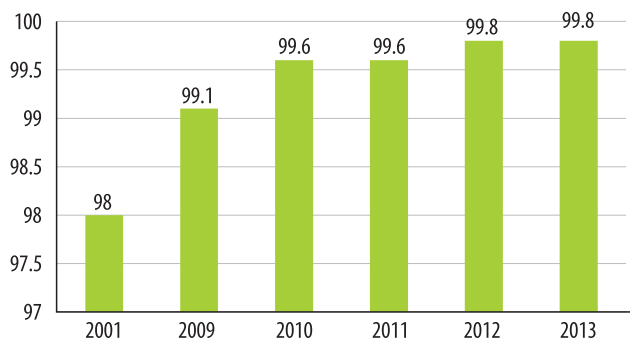


1. Status of the National Goal

> Universal access has been achieved, high enrolment rates maintained

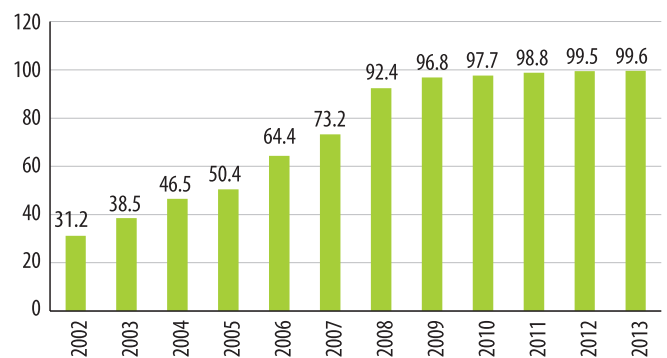
Ensuring universal access to primary, general secondary and secondary specialized professional education has been achieved in Uzbekistan. Between 2001-2013, enrolment rates in general education (primary and secondary) remained high at 98-99,8%.

Diagram 2.1. Gross Enrolment Ratio in General Education, 2001-2013, %



Source: State Committee on Statistics, Ministry of Public Education

Diagram 2.2. Gross Enrolment Ratio in Secondary Specialized and Professional Education, 2002-2013, %



As a result of transition to the two-tier compulsory education in the 2000s, enrolment in secondary specialized and professional education increased from 31.2% in 2002 to 99.6% in 2013.

> Opportunities are provided for access to girls, ethnic groups and children with disabilities

Gender

For the period 2001-2013 the proportion of girls to boys was maintained at an average rate of 0.94 in general education. When it comes to

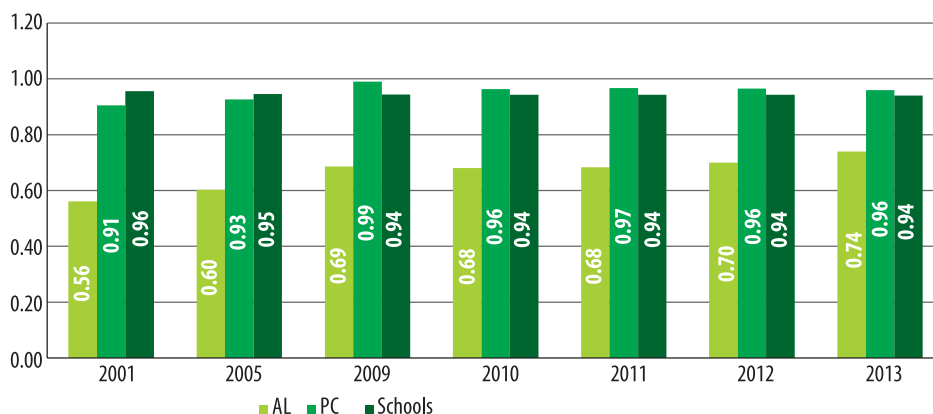


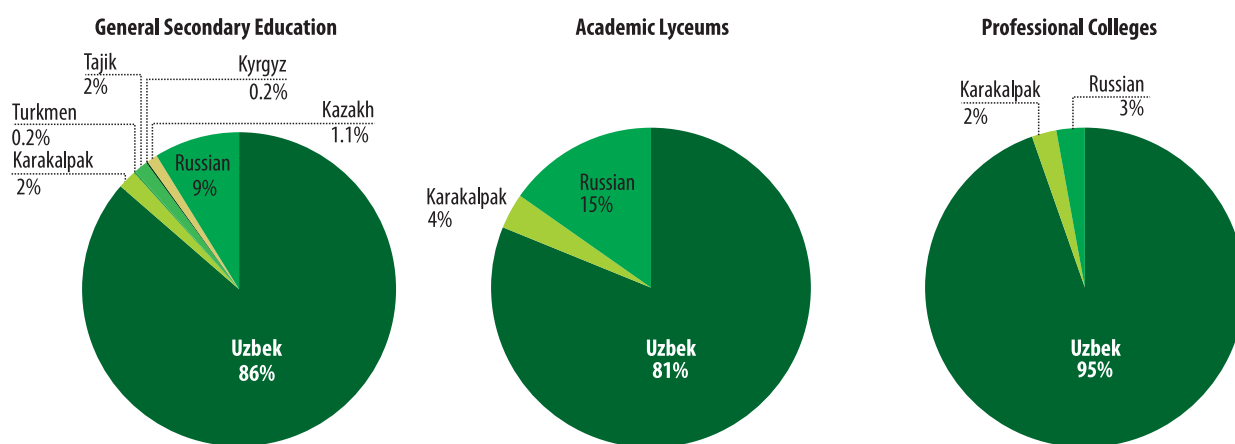
Diagram 2.3. Proportion of Girls to Boys in Schools, Academic Lyceums and Professional Colleges, Ratio of the Number of Girls to 1 Boy, 2001-2013

Source: State Statistics Committee of the Republic of Uzbekistan

Within the period of 2001–2013 enrolment rates in general education remained high at 98–99.8%

Diagram 2.4. Breakdown of Students by Language of Study, 2013/2014 Academic Year, %

Source: State Statistics Committee of the Republic of Uzbekistan



In general education the proportion of girls to boys was maintained at an average of 0.94

specialized secondary professional education, gender equality was achieved in professional colleges with the proportion of girls to boys being 0.96 in 2013.

Gender parity in enrolment in academic lyceums is however lagging behind, although the proportion of girls to boys in academic lyceums increased from 0.56 in 2001, to 0.74 in 2013.

General secondary education institutions of Uzbekistan provide opportunities to study in seven different languages: Uzbek, Karakalpak, Kazakh, Kyrgyz, Russian, Tajik and Turkmen. Secondary specialized professional education institutions instruct students in Uzbek, Russian and Karakalpak languages. This ensures better access to secondary education for various ethnic groups, including minorities.

In general secondary education, there are almost no regional disparities due to the fact that almost 100% enrolment was maintained in all regions throughout 2001-2013. In secondary specialized professional education, regional disparities reduced significantly between 2001 and 2013. This is a result of the introduction of compulsory system of secondary specialized

and professional education since 2009, which has ensured a gross enrolment rate of 99-100% in all regions. Since 2001 enrolment more than doubled in Tashkent city, Sirdarya, Jizzak, more than tripled in Andijan, Namangan, Khoresm, Fergana and increased 4-5 times for Bukhara, Kashkadarya, Navoi, Samarkand, Surkhandarya and Tashkent region.

Parents of children with disabilities have the right to choose between regular and specialized educational institutions or home-based education. Children aged 3 to 17 with limited capabilities can also be educated in the 21 orphanages (2,302 children), 2 Children's villages (154 children), and 1 family-type orphanage (10 children).

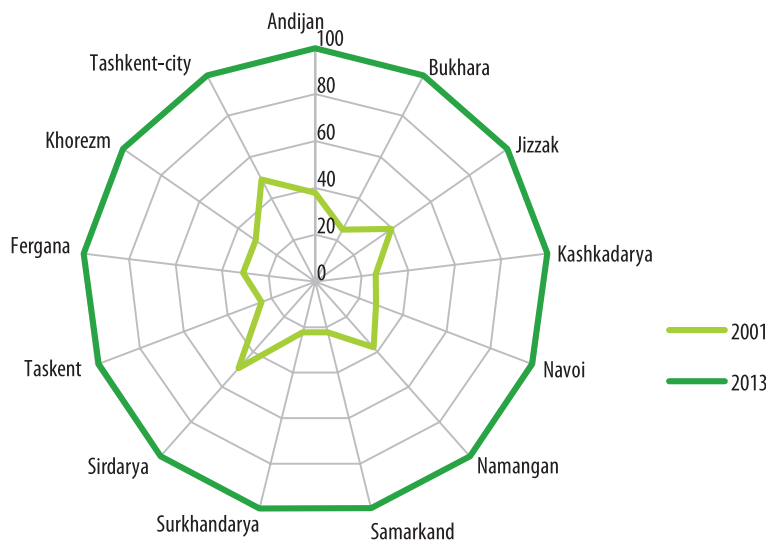


Diagram 2.5. Gross Enrolment Ratio in Secondary Specialized and Professional Education by Region, 2001-2013, %

Source: State Statistics Committee of the Republic of Uzbekistan

> Focus now is on improving the quality of education

The quality of education can be gauged through the following criteria in Uzbekistan:

1. The provision of material/technical base for schools (including infrastructure, textbooks etc.)

The availability of adequate infrastructure is a key criterion for ensuring the quality of education. In 2001-2013, the number of educational institutions in secondary specialized professional education increased from 348 to 1556. In particular, the number of academic lyceums increased from 47 to 143 and the number of professional colleges – from 301 to 1413. At the same time, the number of general secondary schools decreased from 9788 to 9758, largely due to the transition from the 11-year general secondary education to the system of 9+3 (9-year general secondary and 3-year secondary specialized and professional education).

Parents of children with disabilities have the right to choose between regular and specialized educational institutions or home-based education

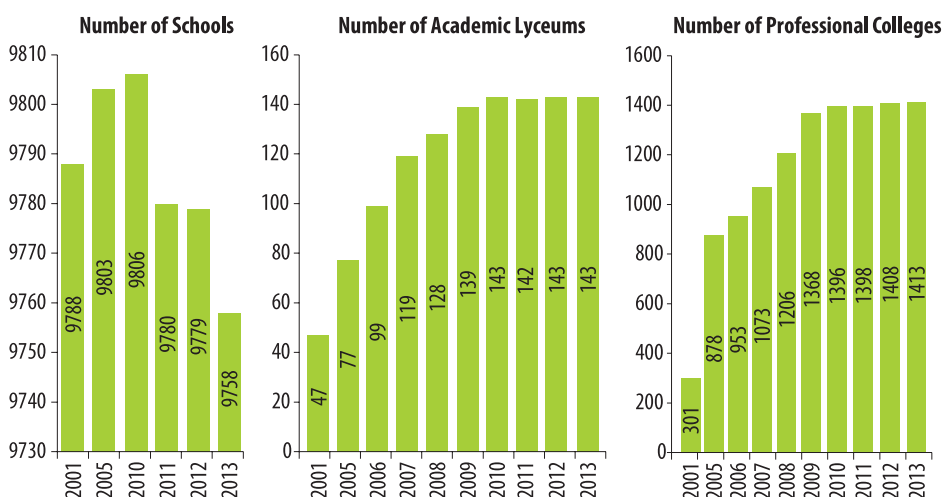


Diagram 2.6. Infrastructure of General Secondary and Secondary Specialized Professional Institutions, 2001-2013

Source: State Statistics Committee of the Republic of Uzbekistan and SSPE Center

The number of students per teacher decreased from 14 in 2001 to 11 in 2013 which compares favorably with OECD average of 12.1

The provision of general secondary schools with textbooks increased from 77% in 2001 to 99,3% in 2013. That means that in 2013, 99.3% of all students in general secondary schools were provided with textbooks. Improved provision with textbooks is a result of introduction of the textbook renting system that provided the opportunity to reduce household expenditures on purchase of textbooks. Children from low-income families can rent textbooks for free.

Schools are provided annually with additional academic and methodological materials for teachers, scientific, reference and encyclopedic literature, fiction, etc.

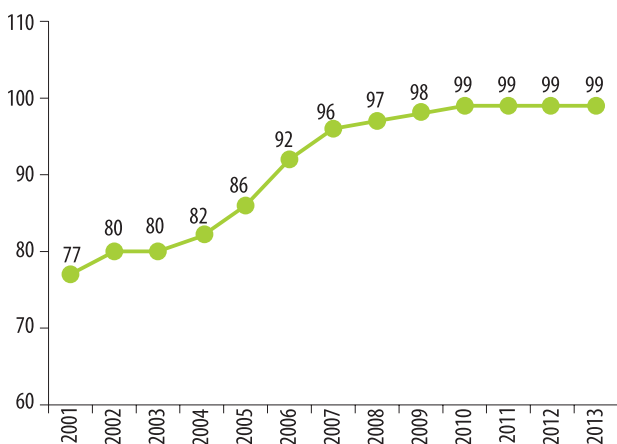
2. The quality of teaching process (including content of curriculum, number of students per teacher, standards, methodologies, use of technology etc.)

For the period of 2001-2013 the number of students per teacher decreased from 14 to 11 which compares favorably with the OECD average of 12.1.

The introduction and implementation of standards in general secondary schools, academic lyceums and professional colleges was carried out step-by-step, starting from 1999. Between 2010-2012, standards were developed for 16 general education disciplines based on the international (“EU competencies”) and domestic experience. Government standards were introduced for English, German and French at all levels of the education system. In addition, foreign language training has been introduced from the 1st grade beginning with the 2013-2014 academic year.

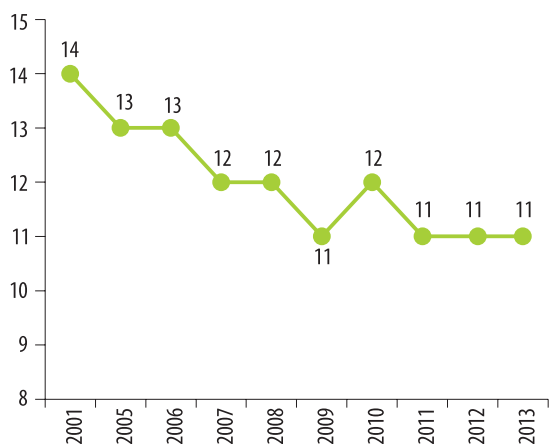
Between 2004 and 2013, the government invested in improving the training-laboratory classrooms, providing an opportunity to develop modern training with access to modern technologies. The share of equipped physics, chemistry and biology labs increased on average by 5 times and reached 84% while the number of equipped computer classes rose by 60%. All training institutions of

Diagram 2.7. Provision with Textbooks, 2001-2013, %



Source: Ministry of Public Education

Diagram 2.8. Number of Students per Teacher, 2001-2013



Source: Ministry of Public Education

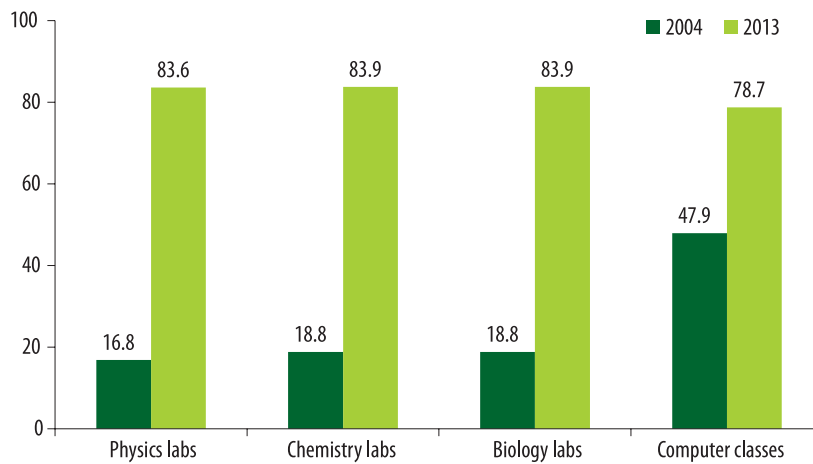


Diagram 2.9. Availability of Equipment in General Education Schools, % of Equipped Labs and Computer Classes from Total Amount of Labs and Computer Classes, 2004-2013, %

Source: Ministry of Public Education

the country are connected to «ZiyoNET» system that is a network connecting all educational institutions in Uzbekistan.

A number of programmes and centers for the development of extra-curriculum activities, especially sports, were established in rural and urban areas. A Fund for the Development of Junior Sport was established to finance new constructions and the refurbishment/renovation of sport facilities, the provision of sport equipment and inventory.

3. The level of teachers' qualifications

In recent years, the wages of employees of the public education system increased several times and additional incentives were introduced. As part of the reforms, incentives for increasing teachers' qualification were included to encourage teachers to upgrade their qualification. Incentive systems have also included an improved system of remuneration through a School Director's Funds for financially rewarding the high-performing teachers. The knowledge and professionalism of teachers is also upgraded every 3-5 years through a retraining system.

The share of equipped physics, chemistry and biology labs increased 5 times and reached 84% in 2013

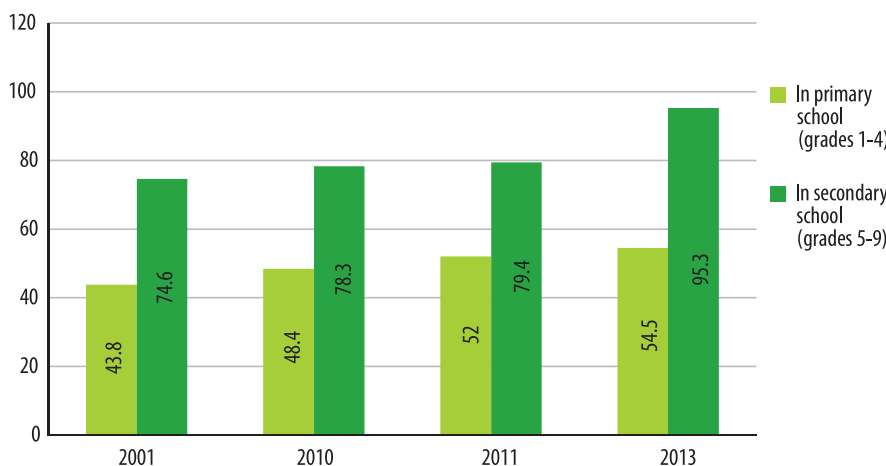


Diagram 2.10. Proportion of Teachers with Higher Education in General Schools, 2001-2013, %

Source: Ministry of Public Education

Between 2001-2013, the share of teachers with higher educational degree increased from 43.8% to 54.5% in 1-4 grades and from 74.6% to 95.3% in 5-9 grades. In specialized secondary and professional schools only 0.06% of faculty members of academic lyceums and 8.3 % of those at professional colleges did not have higher education in 2013.

4. Ensuring the quality of learning outcomes (including level of knowledge of students)

High literacy levels are maintained.

Ministry of Public Education has been conducting a monitoring and assessment of achievements in education since 2011 based on: (i) rating system of quality of students' knowledge and (ii) monitoring of students' progress. The monitoring provides analysis of the knowledge, competencies, and skills acquired by students in each discipline. The monitoring showed that knowledge and skills of students significantly improved between 2011-2013. In 16 disciplines, scores improved from an average grade of 70.8 out of 100 in 2011 to 77.8 in 2013.

At the same time there are some regional disparities throughout the regions. For example, in mathematics the results of students are higher than average score of 80.2 (out of 100), in Fergana (90.5), Bukhara, Kashkadarya, Navoi (86.8), Taskent city (86.3) and Khoresm (85.3). The results are lower than average in Jizzak (62.3), Andijan (69.8), Namangan (74.8), Tashkent region (74.3).

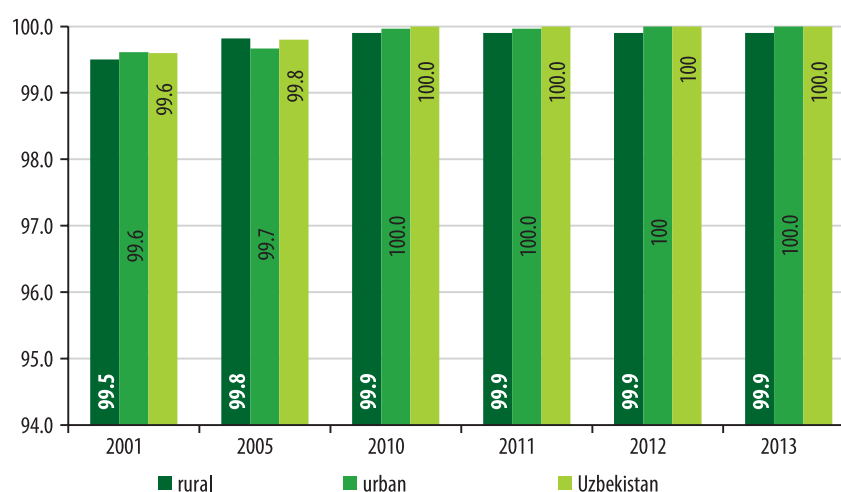
Another indicator of progress in secondary schools is the number of medal winners in International science contests: between 1995 and 2010, the number of gold, silver and bronze medals won by Uzbek students at International science contests increased from 157 to 244. The number of prizes in international musical contests for Uzbek students also increased from 3 prizes in 1991 to 107 winning places in 2013.

The number of medals won at international junior sport contests during 2005-2013 was 1284. The share of girl winner in international sport contests also increased, from a total of 31 in 1991 to 213 medals in 2013. Overall,

Between 2001 and 2013 the share of teachers of secondary schools with higher education increased from 74.6% to 95.3%

Diagram 2.11. Literacy Rates, 2001-2013

Source: Ministry of Public Education





between 2003 and 2012, the number of children aged 6-15 engaged in some kind of sport increased from 20,4% to 40,5%. In the terms of regional dynamics the number of children engaged in sports activities almost doubled in Karakalpakstan, Kashkadarya, Fergana, Andijan, Jizzak, Tashkent region. The increase in systematic physical training and sports activities greatly contributed to the improvement of children's health. Between 2003 and 2013 height of boys aged 10-14 and going in for sports increased by 3.1 cm, of girls – by 2.8 cm, weight increased by 4 kg and 4.2 kg respectively.

2. Key Factors that Contributed to Achievement of the Results

The achievements of MDG 2 have been the result of a strategy of the Government to first provide access to universal and free education and then subsequently focus on improving the quality of the education system. The elements of the strategy can be attributed to the following:

> Access guaranteed through the Constitution and enforced through laws and national programmes

Universal access to free primary education for all children (including children with limited capabilities) has been guaranteed since the mid 90's. Education at secondary and secondary specialized professional level is compulsory, free of charge and guaranteed by the state. This is stated in a number of legislative documents including the Constitution of the Republic of Uzbekistan, Law of the Republic of Uzbekistan «On Education» and others.

Reforms in the education system have been introduced since 1997 through the comprehensive National Programme for Personnel Training in 1997 which allowed for targeting life-long education starting from pre-primary school education to pension age. The programme has been accompanied by a number of short-term national programmes.

> Sustained public expenditures on education

A high share of government expenditures has been allocated to the education sector. Between 2005 and 2013, the share of education in total government budget expenditures went up from 29% to 34.1%, a rate that exceeds that

The National Programmes for Personnel Training of 1997 allowed for targeting life-long education starting from pre-primary school to pension age

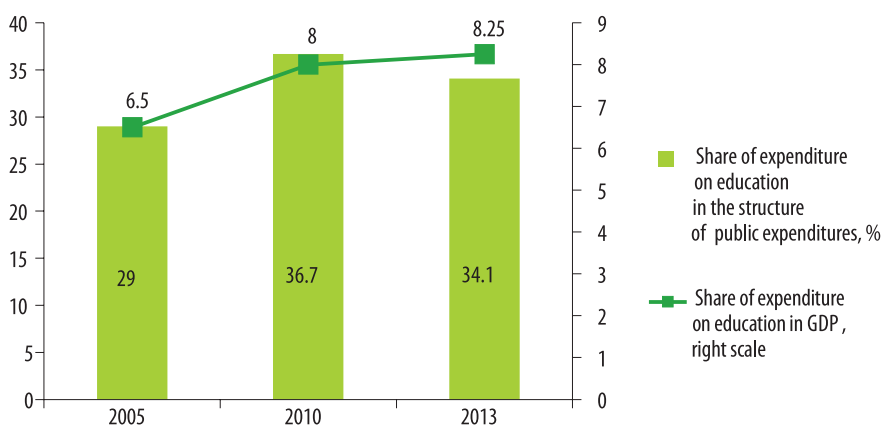
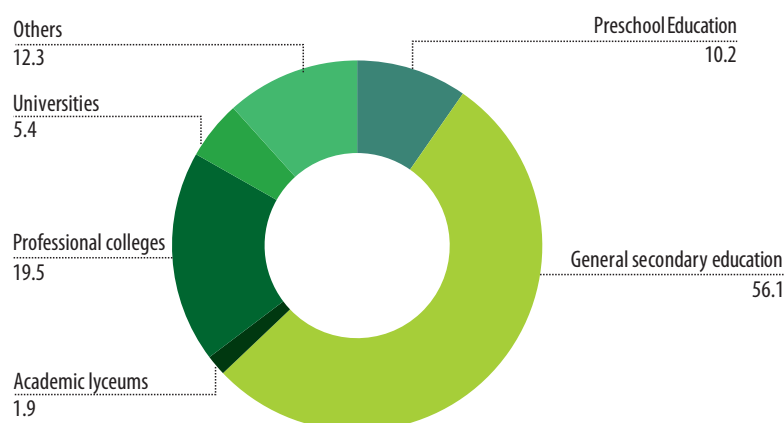


Diagram 2.12. Share of Expenditures on Education in the Government Budget (%) and in GDP, 2005-2013, %

Source: State Statistics Committee of the Republic of Uzbekistan

Diagram 2.13. Breakdown of Expenditures for Education by Type, 2012, %

Source: State Statistics Committee of the Republic of Uzbekistan



Improving the quality of education while continuing to ensure equal access for all, will remain a priority for Uzbekistan after 2015

for not only other Central Asian Republics but also in OECD countries as well. In 2012, the largest share in the expenditures for education went to the general secondary education (56,1%) and to the specialized secondary and professional education (21.4%), the smaller share went to the pre-school education (10.2%) and higher education (5.4%).

3. Main Challenges and Objectives for the Future

Post 2015, improving the quality of education while continuing to ensure equal access for all, regardless of social status, gender and place of residence, will remain a priority for Uzbekistan. On this path, four priority challenges are the following:

> Better interaction between the education system and labour market requirements

It is expected that, as Uzbekistan enters a new stage of development, structural changes in the economy will accelerate transformations in employment needs and the labour market. These inevitably will have an impact on education system as a whole. Among the anticipated changes, three factors will have direct impact on the future education system: a) the increased role of knowledge, skills and competencies as the main drivers of growth, b) the increased role of information communication and other innovative technologies in society; and c) the impact that globalization, including the migration, climate change, security and others, is expected to have on education provision and employment. Aspirations for improving the quality of and the relevance of the education system is therefore significant. Education system should prepare not only educated people, but also prepare people with the skills and competencies necessary for the smooth adaptation to the rapidly changing environments and labour markets.

Hence, the main task of the secondary specialized and professional education system is to prepare students not only for the jobs of today, but also for the jobs of future. Following actions need to be considered in this regard:



- Increasing investments in improving curriculum and textbooks, especially of the specialized secondary and professional education system, to match the requirements of the labour market and to build the transferable skills of students to be able to adapt to future demands.
- Improved systematic and sustained interactions between professional colleges and employers, including through the involvement of private sector in the design and implementation of practical training programmes and participating in assessing the school graduates.
- Organizing more practical trainings and workshops both for teachers and for students.
- Improving the qualification requirements for teachers in view of implementing new educational standards, including standards for ICT literacy.

> Ensuring the high level of professionalism and qualification of teachers in the general education system

To improve qualifications of pedagogical staff, both within the general education and among the secondary specialized and professional education system, it is important to organize regular courses on professional development of teachers. This would require improving the frequency, duration and content of retraining programmes for teachers. Teachers need good training not only in specific disciplines they teach, but also in modern methods of pedagogy.

> Preparing a better capacity and base for the primary and secondary education by improving pre-school education

While physical infrastructure has been taken care of, focus should also go on the improvement of the social and human base for quality of education, which largely depends on pre-school preparation. Skills of writing, reading and calculating obtained in early childhood before the age of 6-7, create strong foundations for further continuous education and contribute to attainment of progress in primary school. Yet, current figures of enrolment of children aged 2-7 years in pre-school education in Uzbekistan is lower than in OECD countries. Only 23,3% of students entering first grade have received pre-school education (compared to 80% in OECD). Enrolments in pre-school institutions in urban areas is 30-35% and in rural areas, only 15-17%. Therefore, it is important to ensure the following:

- Expansion of enrolment in pre-school training of children in the age group of 5-7 years.
- Enhanced attention on developing the capacity of pre-school institutions, both in terms of physical infrastructure, equipment and educational materials such as methodological manuals, literature etc.
- Special focus on improving the knowledge and skills of educators in modern child-centered methodologies and techniques of teaching as well as practical trainings to assist the development of children.

Education should prepare students not only for the jobs of today, but also for the jobs of the future

> Improving the system of monitoring of the quality of education

As assessing the quality of the education system does not have a specific set of universally defined quantifiable targets, it would be good for Uzbekistan to choose and formally adopt indicators that could be monitored. Furthermore monitoring of outcomes of quality assessments, disaggregated at the regional statistics, using the opportunities of information and communications technologies, could identify any regional disparities that may exist in the level of students' knowledge, skills and competences. Such data would provide the opportunity to develop targeted measures for professional development of teachers in certain regions thus contributing to the reduction of regional disparities.



MDG 3. Promote Gender Equality and Empower Women

National Goals and Targets

- Global MDG 3 was adopted by Uzbekistan with its exact wording: “Promote gender equality and empower women».
- Formally, the MDG 3 Goal for Uzbekistan focused on achieving gender equality in primary, secondary, secondary specialized professional and higher education. However, since the first years after the adoption of the National Millennium Development Goals in Uzbekistan, a broader and more complex approach to gender equality has been used. This approach includes 3 main objectives/targets:
 - **Target 1:** Eliminate gender inequality in education;
 - **Target 2:** Eliminate gender inequality in employment;
 - **Target 3:** Ensure equal opportunities for women and men in political decision-making.
- The importance of the complex approach to gender issues at that stage of development was related to some cultural practices, engrained gender stereotypes and some remnants of traditional patriarchal thinking, such as relatively early marriage, particularly in rural areas, that could create some barriers to girls continuing to study post secondary level, to the engagement of women in productive employment and to their participation in public and political life. Hence, there was a need to take a multi-dimensional approach.
- Indicators for the goals of the national MDG 3 include: the ratio of girls to boys in primary, secondary and higher education, the share of women in wage employment in the various sectors, the share of seats held by women in the Government.
- Gender refers to the social characteristics and opportunities for belonging to a male or female, to relationships between women and men, girls and boys, as well as to relations between women and men. These characteristics, capabilities and relationships (i.e. gender roles) are socially constructed and are in the process of socialization. They depend on the specific context and time and are subject to change. In everyday life, gender determines what is expected of men and women, what they are allowed and appreciated in a given context.

MDG 3 is aimed at eliminating gender inequality in education, employment and ensuring equal opportunities for women and men in political decision-making

1. Status of the National Goal

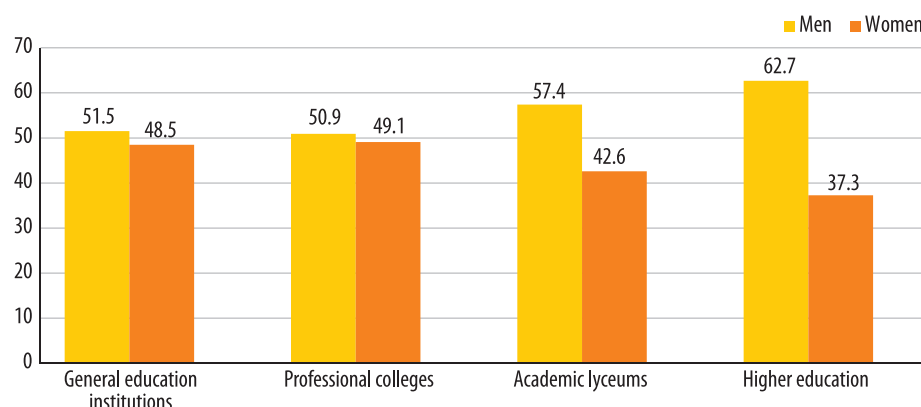
Target 1: Eliminate gender inequality in education

> **Parity has been maintained in enrolment in primary and secondary general education, and since 2009 in professional colleges. Parity of enrolment in tertiary education however is still lagging behind**

- Parity has been maintained in enrolment in primary and secondary general education through mandatory enrolment. Since 2009, gender equality was also achieved at professional colleges.
- However, disparities remain at academic lyceums, although the female/male ratio increased from 0.56 in 2001 to 0.74 in 2013.
- At the tertiary level, the female/male ratio was at 0.6 in 2013.

Diagram 3.1. Gender Structure of Education Enrolment in 2013-2014 Academic Year, %

Source: State Statistics Committee of the Republic of Uzbekistan



Parity has been maintained in enrolment in primary and general secondary education, and since 2009, in professional colleges

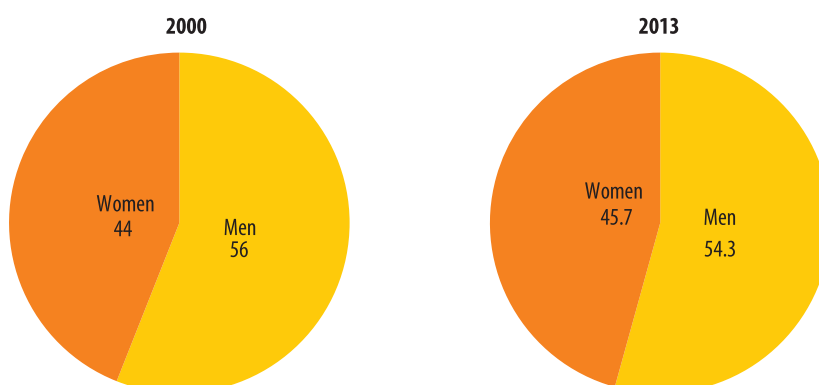
Target 2: Eliminate gender inequality in employment

> **Women's share in employment increased**

- For the period of 2000-2013 the proportion of women's employment increased from 44% to 45.7%.
- Women's employment in small businesses and private entrepreneurship rose significantly. In 2012, 40.4% of small enterprises and 13.7% of micro-enterprises were run by women.

Diagram 3.2. Structure of the Employed in the Economy by Gender, 2000 vs 2013, %

Source: State Statistics Committee of the Republic of Uzbekistan



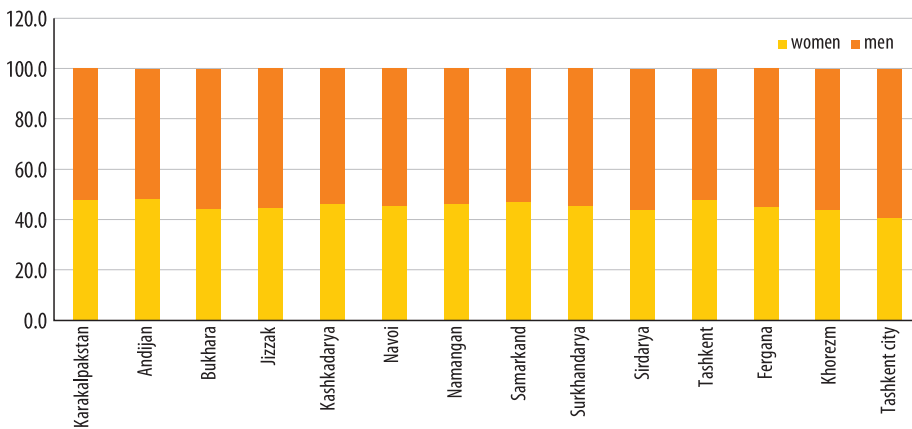


Diagram 3.3. Structure of Employment by Gender, %

Source: State Statistics Committee of the Republic of Uzbekistan

- As far as regional disparities are concerned, the best regions in terms of gender parity are Karakalpakstan, Andijan, Samarkand and Tashkent regions.

Target 3: Ensure equal opportunities for women and men in political decision-making

> **The proportion of women in public office increased significantly, some of it thanks to the introduction of the quota system**

- After the introduction of a 30% quota in the lists of candidates of political parties in 2004 the proportion of women in the Parliament increased from 19% in 2005 to 22% in 2013. In 2014, the proportion of women was more than 19% of the total number of Deputies in local representative bodies.
- The proportion of women in the Executive Power increased 5 times from 3.4% in 2005 to 16% in 2013.
- The proportion of women in government also increased. As of November 1, 2013 the proportion of women in high level of position (Ministers, First Deputy Ministers, Deputy Ministers, Heads of the territorial government bodies, and etc.) was about 11% and mid level positions (Heads of main departments, their deputies, heads of departments, etc.) was 31.2%.

The proportion of women in the executive power increased 5 times from 3.4% in 2005 to 16% in 2013

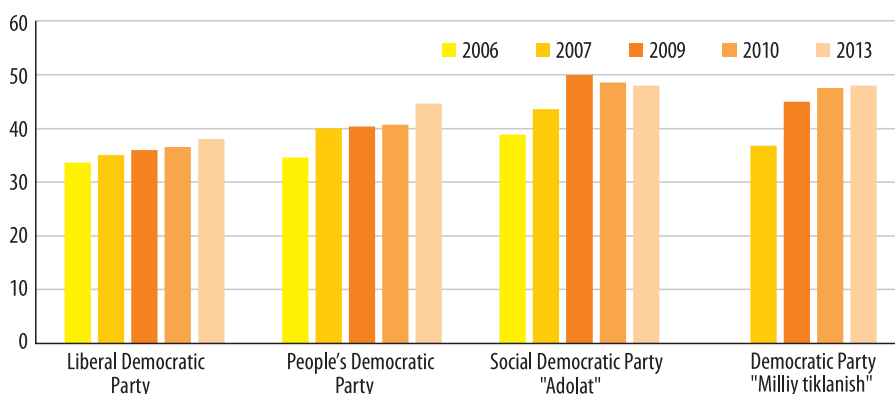
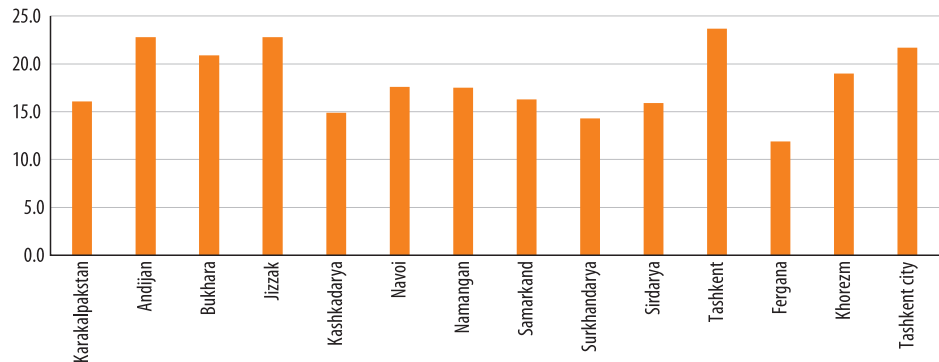


Diagram 3.4. Women's Participation in Political Parties, 2006-2013

Sources: Statistical collection. Men and women in Uzbekistan, Tashkent, 2012, Data for 2013 from the Women's Committee of the Republic of Uzbekistan

Diagram 3.5. Representation of Women in the Councils of People's Deputies of the Republic of Karakalpakstan, Regions, Cities and Districts

Source: State Statistics Committee of the Republic of Uzbekistan



Women account for more than 35% of the four political parties in Uzbekistan

- In 2014, the Speaker of the Legislative House of the Oliy Majlis, the Human Rights Ombudsperson of the Oliy Majlis and the Chairperson of the Women's Committee who is at the same time the Deputy Prime Minister of the Republic of Uzbekistan were women.
- The number of women in political parties has increased. In 2013, women account for more than 35 % of the four political parties active in Uzbekistan. "Women Wings" have been created in each political party to help advance the participation of women in politics.
- At the local level, women's participation increased in institutions of local government and in the *Makhalla*¹ structures. In 2013, the share of women who were elected as chairpersons of *Makhalla* increased from 9.6% in 2006 to 25.6% in 2013.
- The highest proportion of women in the Councils of People's Deputies is in Tashkent (23.7%), Andijan (22.8%), Jizzak (22.8%) regions and Tashkent city (21.7%). The proportions are lowest in Fergana (11.9%), Surkhandarya (14.3%), Kashkadarya (14.9%) and Sirdarya (15.9) regions.

2. Key Factors that Contributed to Achievement of the Results

> Appropriate legal and institutional frameworks created to promote gender equality in Uzbekistan

- Uzbekistan has developed and is constantly improving the appropriate national mechanisms for the advancement of women at the level of the legislative and executive authorities. The regulatory framework of the Government's policy on gender equality was established in the national legislation (the Constitution, a number of decrees and resolutions), as well as by Uzbekistan's accession to a number of international initiatives (for example, the signing of the Beijing Platform for Action (BPfA), accession to the UN Convention "On the Elimination of all forms of discrimination against women", and the draft law "On equal rights and equal opportunities" that is pending approval).
- The appropriate national institution for mainstreaming gender and protecting women's rights was created in 1991 with the establishment of the Women' Committee of Uzbekistan, the Head of which was also

¹«Makhalla» refers broadly to a neighbourhood or local community



appointed as Deputy Prime Minister by decree. The Chairpersons of the regional Women's Committees were similarly appointed as the local Deputy Khokims (governors).

- On the basis of the BPfA, a National Plan of Action to improve the status of women in Uzbekistan was created at the end of the 1990s to provide direction to the Government, parliament, public organizations and civil society in their efforts to promote gender equality. A 2004 President Decree of the Republic of Uzbekistan further provided impetus to support the Women's Committee in developing and implementing policies in the field of social and legal support to women, welfare, protection of health and opportunities to participate in public life.

> **Gender equality in education as the result of general educational policies**

- A key element behind the success of Uzbekistan in achievement gender equality in general education was the adoption of laws to guarantee universal access to general primary and secondary school education for boys and girls from various groups, including through the provision of government social assistance through *Makhallas*. The introduction of compulsory 12-year education also helped to reduce the number of early marriages.
- Ensuring equal opportunities for girls and boys in compulsory secondary specialized vocational education, gave girls the opportunity to obtain a profession. Admissions to secondary specialized vocational schools as well as further attendance and obtainment of diplomas of secondary specialized education are regularly monitored. In addition, in order to advocate for vocational education, *Makhalla* communities throughout the country regularly hold talks and meetings with families in order to explain the importance for girls to acquire appropriate education and vocation.
- The introduction of the annual *Zulfiya state prize* in all regions of Uzbekistan allows talented and gifted girls to manifest their aptitude in science, education, literature and arts as well as to receive a scholarship (a grant) for studies at higher education institutions.

> **Opportunities for equal access to education, health care and employment supported through social protection policy**

In order to facilitate women's access to opportunities, a number of social assistance policies were implemented. These include:

- Benefits to non-working mothers for the care of a child up to 2 years old. The inclusion in labour contracts of benefits such as monthly financial assistance to women on maternity leave for babies from 2 to 3 years old and the reduction of working hours by one hour for women with babies under three years.
- Measures to encourage school attendance through non-monetary social assistance in the form of winter clothes for children and free sportswear for schoolgirls from low-income families. In addition, all pupils of the first form get a set of school supplies.

To mainstream gender and protect women's rights the Women's Committee of Uzbekistan was created in 1991

To boost the participation of women in the labour market, special attention has been paid to the development of women's entrepreneurship

> Equal opportunities and special incentives created on the labour market

- To boost the participation of women in the labour market, special attention has been paid to the development of women's entrepreneurship, in particular, through the provision of targeted credit lines for start up businesses by women. In 2012 female entrepreneurs were allocated 491.7 billion sums of loans, that is 30% larger than in 2011.
- In addition, between 2009 and 2013, almost 600,000 work at home jobs were created to provide opportunities for women in large families to remain engaged in the labour market through the work at home programme.

> Awareness raised about women's rights and the importance of gender equality through the media

- The country currently has 13 central and regional editions of print magazines that promote positive experiences of women and provide legal and social support on issues related to employment, motherhood, education, mother and childcare, public participation especially for women in rural areas.
- National TV and Radio Company of Uzbekistan organize talk shows, live dialogues, interviews, analytical broadcasts on the issues of protecting women's rights and interests.

3. Main Challenges and Objectives for the Future

> Preparing for changes in the economy and consequences for women in the labour market

- Changes in the structure of the economy and society will undoubtedly usher in the transformation of gender roles and stereotypes, which requires advance planning. The increase in the share of manufacturing industries is expected to create new employment opportunities for women. Given that the level of female employment in manufacturing industries have traditionally been higher than in mining, stimulation of manufacturing industry will ensure promotion of productive employment for women in sectors, producing goods with a relatively high level of technological sophistication thus improving the competitiveness of women in the labour market and ensuring sustainable income for them. This transformation requires preparation of women, enhancing their training, retraining and qualification improvement. In this context, set of measures is needed to increase the proportion of female students in engineering and technical professions, natural science, and other areas of education, preparing professionals for the manufacturing industries and high-tech service industries.
- It is also important to ensure that such new jobs take into account the specific needs of men and women in Uzbekistan, the gender division of labour, reproductive responsibilities for mothers, etc. Conditions need to be created for people who have family responsibilities to combine work and



household chores. It is important to educate women to claim their rights to social protection, to health insurance etc., especially in the home-based employment, as well as develop programmes for training and retraining of those returning to the labour market after a long break. More training is also important for rural women to improve their legal awareness in the areas of employment, business and entrepreneurship, preparing business plans, budgets, obtaining bank loan, etc.

> Increase the participation of women in political life and civil service

- It is necessary to ensure that the job descriptions of employees protect against gender discrimination in the performance of their professional duties. In addition, it is proposed to consider the possibility of adopting temporary measures to balance the ratio of men and women in decision-making posts (quotas).
- Incentives are needed for women to participate in political and social activities which can include training women to develop leadership and management skills; reinforcing cooperation between government and non-government networks working in the field of the protection of the rights and interests of women; seminars with leaders of political parties and women wishing to engage in political activities, the creation of a pool and database on women with capacities of holding managing and leadership positions etc.

The increase in the share of manufacturing industries is expected to create new employment opportunities for women

> The need to develop better gender disaggregated data

- A more efficient system of collection, processing and analysis of gender-specific statistics is needed to be able to serve as basis for the evaluation of the current situation regarding the status of women and men and provide crucial information for development of future strategies and programmes aimed at achieving gender equality and empowerment of women. For example, the newly set up section of the website gender.stat.uz could be complemented with a mechanism for monitoring gender aspects in the area of employment, health care, education, political and social activity in order to allow for annual monitoring and publication of vital information necessary for policy makers.

MDG 4. Reduction of Child Mortality and Malnutrition

National Goals and Targets

MDG 4 is aimed at reducing under-five mortality rate by one-third and halving the proportion of underweight children

- The national MDG 4 “Reduction of child mortality” will be considered in this Report as “Reduction of Child Mortality and Malnutrition”, by including part of MDG1 regarding malnutrition, especially among children.
- This goal consists of two national targets:
 - **Target 1** is the reduction of the mortality rate of under five children by one third from 24.3 per 1,000 live births to 16.2 in 2015.
 - **Target 2** is the reduction of the proportion of underweight children under five from 3.8% in 2001 to 1.9% by 2015.
- Until 1st of July 2014, Uzbekistan was using the live birth definition adopted during the Soviet period, based on the termination of pregnancy prior to the 28th week. This definition is different from that of the WHO, according to which live birth refers to the complete expulsion or extraction from its mother of a product of conception, irrespective of the duration of the pregnancy, which, after such separation, breathes or shows any other evidence of life – e.g. beating of the heart, pulsation of the umbilical cord or definite movement of voluntary muscles – whether or not the umbilical cord has been cut or the placenta is attached. Each product of such a birth is considered live born.
- Since 2008, data has been collected based on both methodologies in Uzbekistan and only according to the WHO criteria as of July 2014. As data has not been available yet, the Soviet definition is adopted for this report.



1. Status of the National Goal

Target 1. Reduction of the mortality rate of under five children by one third from 24.3 per 1,000 live births to 16.2 in 2015

> **At the national level, the under five mortality rate has decreased by half**

Based on the Soviet live birth definition, under-5 mortality fell from 24.3 to 12 per 1,000 live births between 2002 and 2013, and from 56.9 in 2002 to 39.6 in 2012 per 1,000 live births using the methodology of the UN Inter-Agency Group for Child Mortality Estimation.¹ This drop has mainly been achieved as a result of the reduction of infant² mortality from 16.7 cases per 1000 live births in 2002 to 9.8 cases in 2013. The decrease in mortality rate is attributed to the prioritization of maternal and child health by the Government and efforts taken in the area of perinatal care, immunization, integrated management of childhood illnesses.

Under-5 mortality fell from 24.3 to 12 per 1,000 live births between 2002 and 2013

Diagram 4.1. Under-five Children Mortality Rate per 1000 Live Births, 2002-2013: National Statistics and IGME data

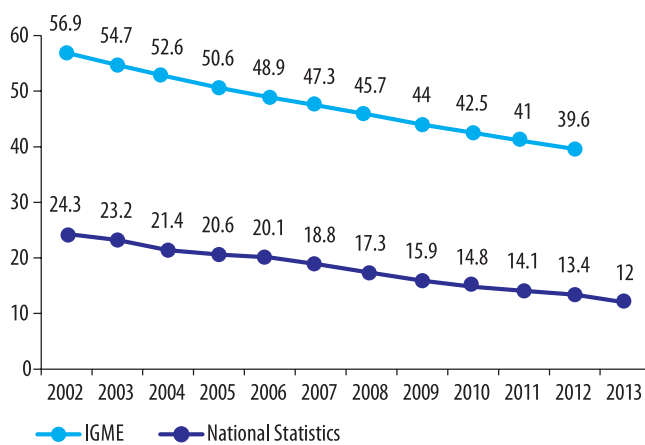
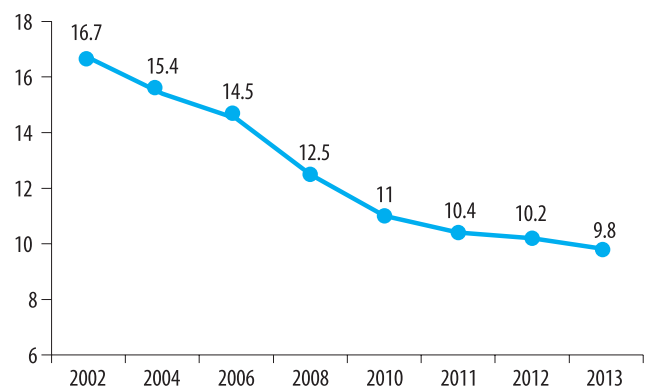


Diagram 4.2. Infant Mortality Reduction (per 1000 of live-born babies), 2002-2013



Source: State Statistics Committee of the Republic of Uzbekistan, IGME data

> **The regional differences in infant and under five mortality are narrowing**

Given the programmes and interventions implemented in the regions focused on improvement mother and child health, regional disparities in child mortality rates decreased by 57.3% between 2000 and 2013. The most significant reduction of infant mortality was registered in Kashkadarya, Surkhandarya, Khoresm, Samarkand, Navoi and Fergana, where infant mortality rates – halved by 2013. The under five mortality rate also reduced substantially in Jizzak, Samarkand, Kashkadarya, Khorezm, Surkhandarya and the Republic of Karakalpakstan.

¹The UN Inter-Agency Group for Child Mortality estimation (IGME indicators) for Uzbekistan is based on the last data submitted by Uzbekistan in 2005 and forecasted using a model-based analysis.

²A newborn infant, or neonate, is a child under 28 days of age.

Diagram 4.3. Reduction of Under-five Child Mortality, 2002-2013 (2002 = 100%)

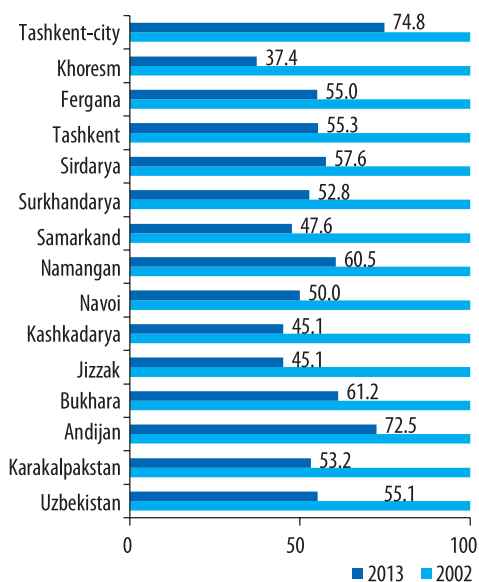
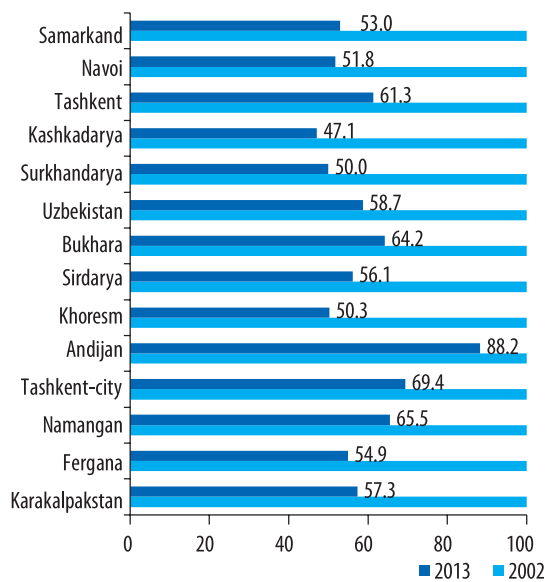


Diagram 4.4. Reduction of Infant Mortality, 2002-2013 (2002 = 100%)



Source: Ministry of Health

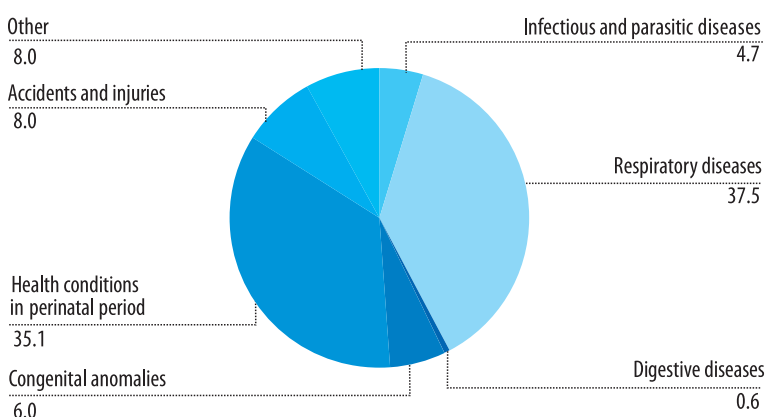
The large proportion of under-five mortality – 37.5% – is due to the respiratory diseases

> The main causes of child mortality are respiratory diseases and perinatal causes

In 2012 the largest number of under five mortality – 37.5% – was due to respiratory diseases. Mortality from these diseases is preventable. Perinatal causes play an important role in child mortality and some conditions attributed to these are also preventable, such as asphyxia and infections.

Diagram 4.5. Causes of Under-five Child Mortality in 2012, %

Source: State Statistics Committee of the Republic of Uzbekistan





> **The share of children being exclusively breastfed up to the age of 6 months has increased from 12.3% in 2005 to 50.5% in 2013**

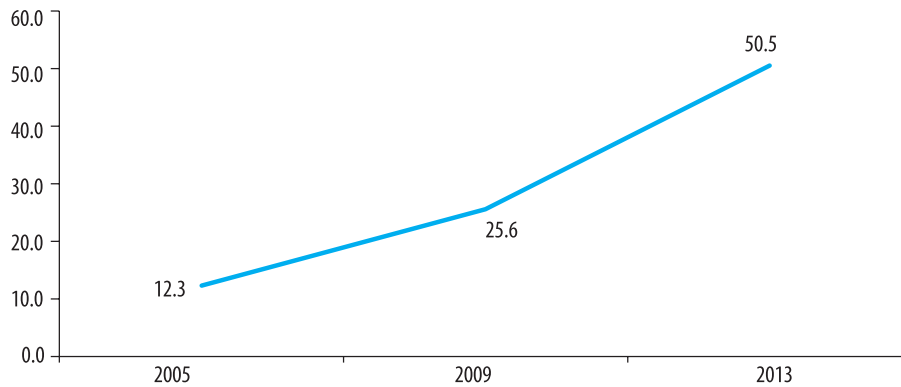


Diagram 4.6. Share of Children Having Exclusive Breastfeeding up to the Age of 6 Months in the Total Number of Children Under 1 Year of Age, 2005-2013, %

Source: State Statistics Committee of the Republic of Uzbekistan

> **The share of children exclusively breastfed increased substantially in all regions between 2005 and 2013**

In 2005, the share of children exclusively breastfed was relatively small in the regions and varied from 10 to 15%. By 2013 this rate grew substantially, reaching from 32.8% in Surkhandarya to 90% in Navoi and Bukhara. The most significant growth was registered in Navoi and Bukhara (from 15% and 11% in 2005 to 90%

The share of children exclusively breastfed increased from 12.3% in 2005 to 50.5% in 2013

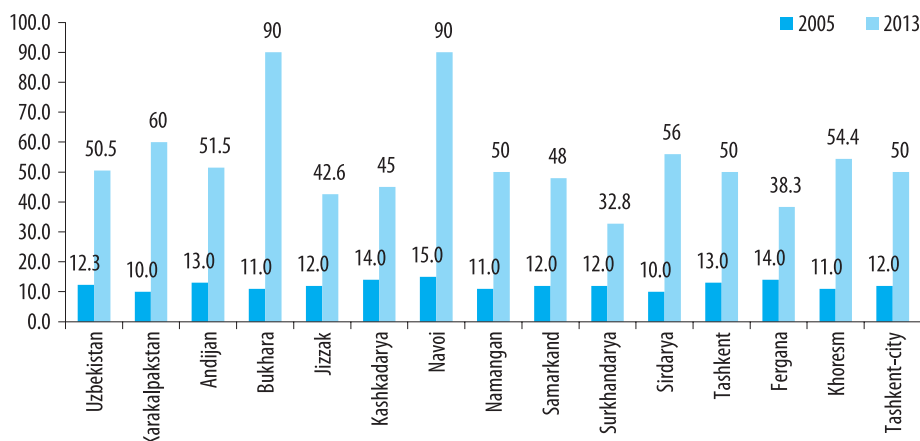


Diagram 4.7. Regional Patterns: Share of Children on Exclusive Breastfeeding, 2005 and 2013, %

Source: Ministry of Health

in 2013), Republic of Karakalpakstan (from 10% to 60%), Sirdarya and Khoesrm (from 10% and 11% in 2005 to 56% and 54.4% in 2013).

> **In all regions of the country more than 99% of children are covered with immunization**

According to the official statistics, there are no registered cases of poliomyelitis and diphtheria during over last 10 years; the number of cases of measles decreased (from 1.2 per 100,000 children in 2010 to no cases in 2012) and

Diagram 4.8. Rate of Immunization Against Measles and Measles Morbidity, 1991-2013

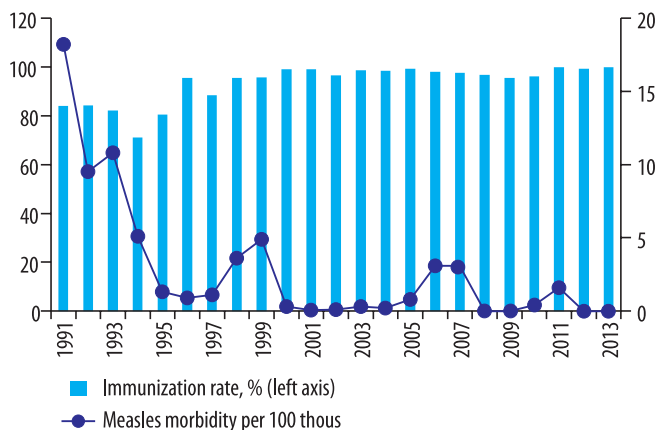
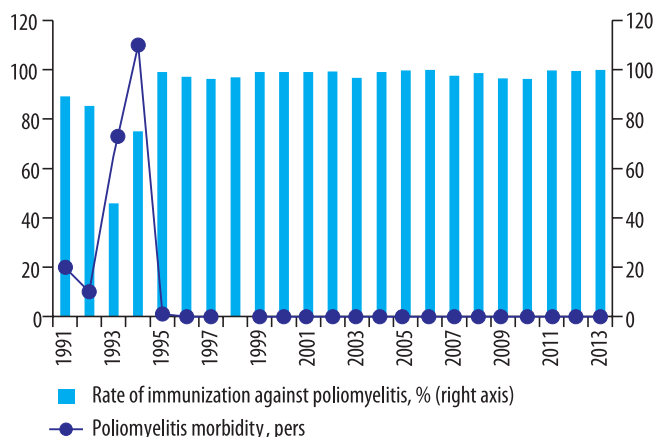


Diagram 4.9. Rate of Immunization Against Poliomyelitis and Poliomyelitis Morbidity, 1991-2013



Source: State Statistics Committee of the Republic of Uzbekistan

*Immunization of children under 2 years of age (against measles, mumps and rubella) starting from 2009

The proportion of underweight children decreased from 3.8% in 2001 to 1.6% in 2013

rubella (0.2 per 100,000 children in 2011 and no cases in 2012). Within the period of 2002-2012 morbidity due to epidemic parotitis decreased by 50% and viral hepatitis by 18.7%.

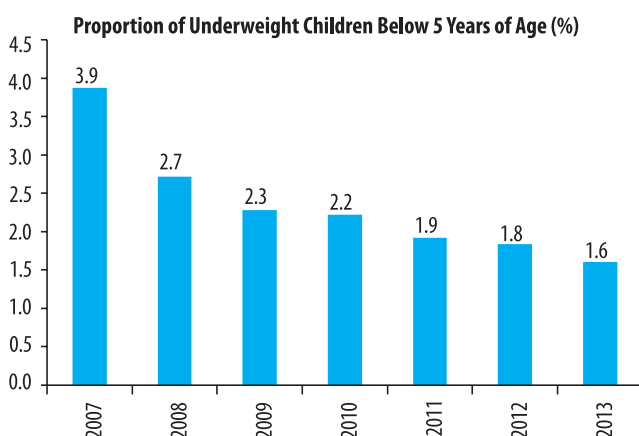
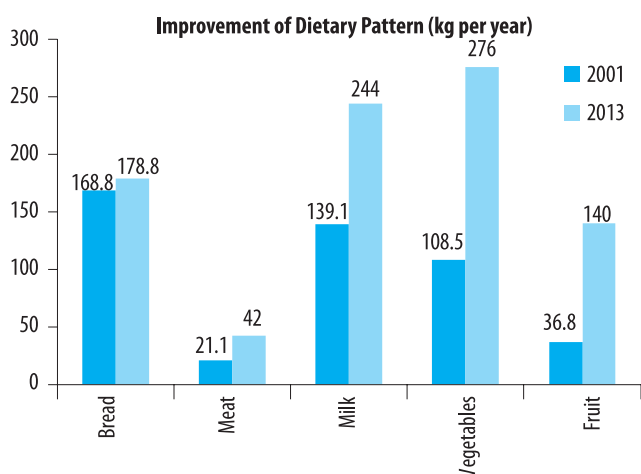
Target 2. Reduction of the proportion of underweight children under five years of age from 3.8% to 1.9% between 2001 and 2015

> **The target on halving the proportion of underweight children under five years of age has been achieved**

The proportion of underweight children under five years of age decreased from 3.8% in 2001 to 1.6% in 2013.

Diagram 4.10. Dynamics of Dietary Patterns and Quality of Nutrition

Source: State Statistics Committee of the Republic of Uzbekistan





Between 2001 and 2013 Uzbekistan saw an increase in average per capita consumption of meat and meat products (by 2 times), milk and dairy products (by 1.75 times), vegetables (by 2.5 times), and fruit (by 3.8 times).

The pace of reduction in proportion of underweight children was relatively high in Sirdarya (-79.7%), Tashkent city (-70.8%), Karakalpakstan (-70.1%), Khoresm (-67.8) and Fergana (-67.2%). Nonetheless, in Kashkadarya (3.4%) and Namangan (3.5%), the proportion of underweight children is higher than average of 1.6%.

Table 4.1. Proportion of Underweight Children, %

Region	2007	2013	Change, %
Uzbekistan	3.9	1.6	-58.7
Karakalpakstan	3.7	1.1	-70.1
Andijan	3.1	1.5	-52.5
Bukhara	3.8	1.2	-68.3
Jizzak	0.7	0.5	-26.9
Kashkadarya	5.6	3.4	-38.8
Navoi	1.9	1.2	-39.6
Namangan	8.4	3.5	-57.6
Samarkand	2.9	1.1	-63.6
Surkhandarya	1.6	1.0	-38.9
Sirdarya	7.5	1.5	-79.7
Tashkent	3.8	1.6	-58.4
Fergana	3.9	1.3	-67.2
Khoresm	3.1	1.0	-67.8
Tashkent city	3.7	1.1	-70.8

Primary health care reforms overhauled the access and quality of health care services provided in all regions of Uzbekistan

Source: State Statistics Committee of the Republic of Uzbekistan

2. Key Factors that Contributed to Achievement of the Results

The reduction of infant and child mortality has been the result of a number of specifically designed and implemented policies in the health sector and reforms in the health care system:

> Improved access to health care through the implementation of reforms

Primary health care reforms and the implementation of health care system improvement programmes overhauled the access and quality of health care provided in all regions of Uzbekistan. The network of 3210 Rural Health Units (RHU) was modernized and upgraded, allowing equal conditions for access in urban and rural areas. Emergency medical units were established at the regional and district level. 10 national centres for specialized medical care were created for advanced diagnosis and treatment.

The coverage
of prenatal care
for pregnant
women
increased to
89.5% in 2013

> Targeted children's health programmes

A number of targeted programmes for children's health were adopted prioritizing mother and child screening and promoting healthy generation in partnership with WHO, UNICEF, UNFPA, EU and with active participation of public and non-governmental organizations of Uzbekistan: Women's Committee, Makhalla Fund, International Charity Foundation «Soglom Avlod Uchun» (For Healthy Generation), National Public Foundation for Children «Sen yolgizemassan» (You are not alone), Republican Centre for Social Adaptation of Children, etc. Since 2008, a joint project on the Ministry of Health, the European Union and UNICEF has been implemented to strengthen the mother and child health care system in line with international standards, build capacity of professionals and improve parenting skills through community based approaches. As a result of these programmes, new cost-effective technologies were introduced, standards upheld in the maternal and child health care as well as capacity of health professionals has been enhanced to provide better quality of health care. Between 2000 and 2013, a unified system for providing specialized care for children was established between the specialized Scientific Practical Medical Center for Pediatrics and 13 regional medical centres. Advanced screening centres were established in all regions, equipped with adequate laboratory and diagnostic equipment, staffed with qualified personnel and focused on prevention of congenital and hereditary diseases allowing more than 30% of pregnant women and 100% of high risk group women to undergo pre-natal screening. As a result of all these package of initiatives, the coverage of prenatal care for pregnant women increased from 87.9% in 2002 to 89.5% in 2013.

> Promotion of breastfeeding

An increase in the share of infants being breast-fed until the age of 6 months, from 12.3% in 2005 to 50,5% in 2013, is the result of initiatives taken by the Government in collaboration with international partners to promote breastfeeding, including exclusive breastfeeding from birth to the age of six months. Programmes have been implemented for capacity development of medical staff of primary health care (Rural Health Units and outpatient clinics), maternity hospitals in breastfeeding and Baby Friendly Hospital principles etc.

> Comprehensive measures to ensure child immunization

The National Immunization Programme of Uzbekistan was introduced in 1992 and successfully implemented. Vaccination against the viral hepatitis B was introduced in the national schedule in 2001, against measles, rubella and parotitis in 2007, pentavalent vaccine (DPT+hepatitis B+HIB) in 2009 and vaccination against rotavirus infection from June of 2014. A current programme for the elimination of measles includes epidemiologic supervision of measles, rubella and congenital rubella syndrome, as well as an on-going monitoring of post-vaccine reactions and complications. Further initiatives in terms of provision of the required number of vaccines, disposable syringes and disposal containers are on-going throughout the country.

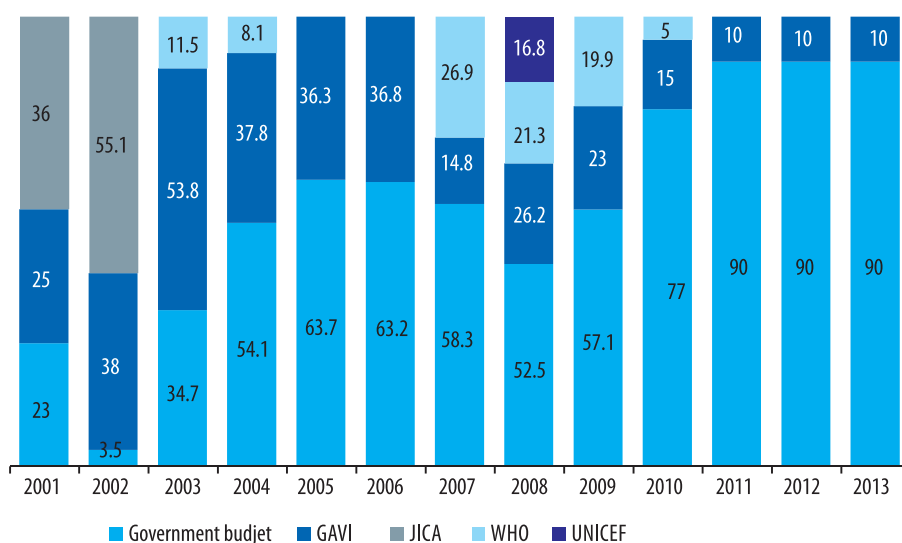


Diagram 4.11. Financing of Immunization Programmes, %

Source: State Statistics Committee of the Republic of Uzbekistan

Throughout the period of 2001-2013 the share of government budget in financing of immunization programmes increased from 23% to 90%.

> Measures to ensure balanced and quality nutrition for mothers and children

The availability of iodized salt, prompting the proportion of the population consuming iodized salt from 8.0% in 2002 to 64% in 2012 considerably improved the iodine deficiency disorders from the 75% in 1998 to 38% in 2013. A National Flour Fortification Programme was designed to reduce iron and folic acid, micronutrient and vitamin deficiencies by means of enriching wheat flour with these substances. This enabled to reduce the spread of anaemia among children under five in the Republic of Karakalpakstan, Khorezm and Fergana regions from 66.6% to 32.9% and anaemia among non-pregnant women from 61.5% to 37.6%. In July 2010 the Law on Prevention of Micronutrient Deficiency Related Disorders was adopted, based on which all salt should be fortified with iodine and all 1st grade flour with iron. In 2011 implementation guideline of the Law was developed, a comprehensive implementation plan designed and existing policies on nutrition were revised.

Considering the fact that vitamin A deficiency is the main cause of preventable blindness of children and could increase the risk for disease and death from severe infections, the country adopted a programme of dissemination of vitamin A supplements covering 99.4 % of children aged 6 months – 5 years across the country. Additional measures are adopted to mitigate micronutrient deficiency among pregnant women in rural areas through providing pregnant women with free-of-charge special multivitamin complexes containing the required range of vital micronutrients.

The proportion of the population, consuming iodized salt increased from 8% in 2002 to 64% in 2012

3. Main Challenges and Objectives for the Future

> **Further improvement of the quality of health care services for children, especially in the sphere of neonatal care**

In 2013 73.7% of under-5 mortality fell in the first year of life; in the structure of infant mortality 59.8% fell in the first 28 days of life. This indicates the need to improve the quality of medical service during the first days and weeks of a child's life and to upgrade the skills of medical staff. The focus should be on further improving medical services for mothers and newly born children, improving the quality of health care and focusing on preventable causes to further reduce infant/child mortality. Further focus is needed on early diagnosis and prevention of congenital abnormalities and respiratory diseases. Advanced technologies, clinical guidelines (standards) and records of diagnostics and treatment at all levels of caretaking for newly born and children based on the principles of evidence-based medicine should be introduced.

Improving the quality of health care also requires the improvement of the capacity of personnel at all levels of maternal and child health care. The skills of all medical personnel should be upgraded for caretaking of new-borns and under-weight children, neonatal reanimation, breastfeeding etc. Further training and specialization is essential to prevent mortality. Specialist training in the sphere of maternal and child health care should be introduced into the system of graduate and postgraduate training of medical staff. A system of continued quality improvement and quality assurance should be introduced, which should include performance assessment of health institutions and staff.

> **Tackling regional disparities**

Special attention should be paid to measures on further improvement of primary health care and neonatal care in the regions. This is especially important for the regions where rates of infant mortality are above the national average: Tashkent city, Republic of Karakalpakstan, Andijan, Namangan, and Fergana regions.

> **Raising the awareness and skills of parents in childcare practices and improving nutrition for children**

Lack of parents' adequate knowledge of effective child care is a threat to child's health. Mortality as a result of respiratory problems (such as pneumonia) can be cured with high probability of success with a timely visit to doctors. The skills of parents/caregivers should be enhanced in childcare practices, breastfeeding and complementary feeding, hygiene and early recognition of signs of serious diseases. Awareness raising is also necessary on the negative impact of early and late childbirth, as well as consanguineous marriages. Knowledge on correct nutrition of children would contribute to the reduction of the share of under-weight children, with positive consequences on the reduction of child mortality and morbidity.

To further reduce infant/child mortality it is important to focus on improving the quality of medical services for mothers and newly born children



> Tackling micronutrient deficiencies

There is a need to tackle the issue of balanced nutrition to prevent micronutrient deficiency, particularly among children and fertile age women. It is important to extend measures on salt iodization, flour fortification, supplementation of products with vitamin A etc. Considering the fact that the main source of essential micronutrients required for healthy child development might be received from the number of food such as meat, beans, fruits and fish, balanced consumption of these is necessary to prevent the iron deficient anaemia and iodine deficiencies.

> Improving data collection and monitoring and evaluation system

In order to properly record and monitor infant and child mortality and develop appropriate and effective responses, the systematic collection and monitoring of data and reporting needs to be improved and data should be used for evidence based decision making. Measures could include the full transition to the criteria of live birth recommended by WHO and improvement of the reporting monitoring and assessment of the system in line with the transition to international criteria; improvement and introduction of a single system of indicators on assessment of quality and efficiency of health care services for mothers and children; and conducting a nationally-representative health and demographic survey or MICS in accordance with international standards on a regular basis.

It is important to implement full transition to the criteria of live birth recommended by WHO

MDG 5. Improve Maternal Health

National Goals and Targets

The core objective of MDG 5 is to reduce maternal mortality by one-third in 2001-2015

- The global MDG 5, to “improve maternal health” has at its core objective the reduction of maternal mortality by three fourth within the period of 1990 – 2015. Uzbekistan adopted MDG 5 and set two key national targets:
 - **Target 1.** Reduce maternal mortality by one third within the period of 2001-2015
 - **Target 2.** Ensure universal access to reproductive health protection services
- As the main indicator for the national MDG 5, the “maternal mortality ratio” was adopted to show the number of women who died during childbirth or pregnancy in a given year (per 100,000 live births). This indicator provides important information about the health status of the population as well as the effectiveness of medical assistance provided to women.
- As part of this indicator, three national sub-indicators were adopted to assess the coverage of pregnant women with prenatal care during the first 12 weeks of pregnancy. They consist of:
 - “the share of women of fertile age suffering from anaemia and other diseases”, taking into account the fact that anaemia and other diseases are associated with higher maternal mortality related risks, especially as a result of hemorrhage, and may result in the increase of the number of still births, perinatal mortality rates, underweight and premature births.
 - “the share of women, being under doctor’s care during the first months of pregnancy as an indicator to show accessibility of antenatal care, given the importance of regular and thorough prenatal care.
 - “the number of abortions per 1,000 women” as one of the most important indicators of the effectiveness of family planning. The global indicator of the accessibility of the main health care services was adopted as a national indicator without any changes and formulated as “the share of obstetric services provided by skilled medical personnel.”



1. Status of the National Goal

> The maternal mortality ratio has decreased to below the target set for reaching MDG 5

Within the period of 2001-2013, the maternal mortality ratio fell from 34.1 per 100,000 live births in 2001 to 20.0 in 2013, surpassing the national target of 22.6 per 100,000 live births which had been set for 2015.

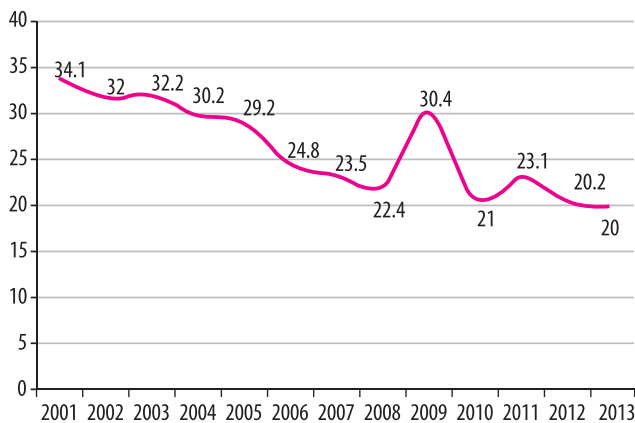
Half of maternal deaths are directly related to obstetric factors, while indirect causes include pre-existing health conditions aggravated by pregnancy, such as anaemia, heart disease, etc.

> Regional maternal mortality also decreased, although remain higher than average in some regions

Maternal mortality ratio decreased significantly in Jizzak, Kashkadarya, Namangan regions. As of 2013, the maternal mortality ratio was above the national average (20) in Navoi, Bukhara, Khorezm, Fergana, Tashkent regions and the City of Tashkent. It is important to note, that careful approach is needed while discussing the regional MMR data because the population data for this indicator is not enough to use the statistical approach to get accurate figures within the regions where number of births does not reach the proposed number as per formula.

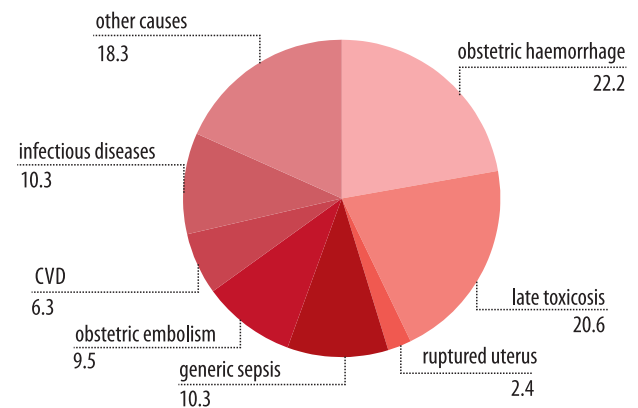
Maternal mortality ratio fell from 34.1 per 100,000 live births in 2001 to 20.0 in 2013

Diagram 5.1. Maternal Mortality Ratio (per 100,000 live births), 2001-2013



Source: State Statistics Committee of the Republic of Uzbekistan

Diagram 5.2. Causes of Maternal Mortality, 2013, %



Source: Ministry of Health

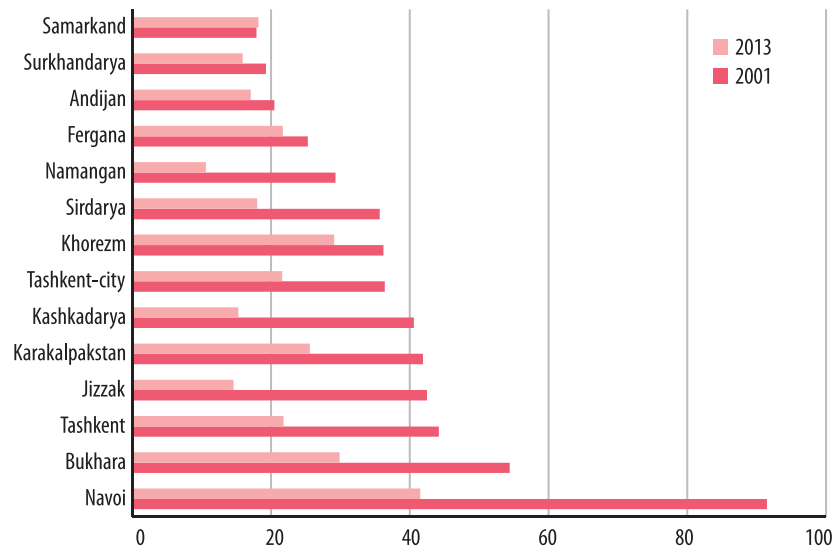
> Access to reproductive health services is universal

The coverage of pregnant women by antenatal care during the first 12 weeks of pregnancy increased from 87.9% in 2002 to 89.5 in 2013.

Between 2000 and 2012, coverage of antenatal care increased substantially in Fergana, Samarkand, Namangan and Sirdarya regions. In 2013 the highest level of coverage had been achieved in Sirdarya, Navoi, Fergana, Jizzak regions.

Diagram 5.3. Maternal Mortality Ratio: Regional Context

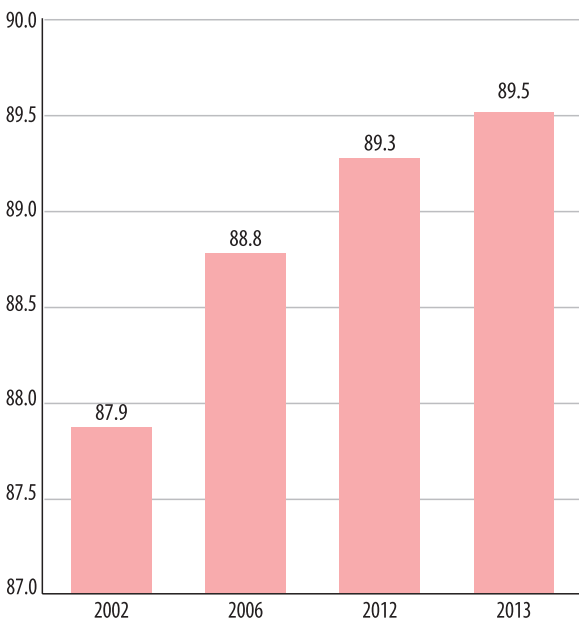
Source: State Statistics Committee of the Republic of Uzbekistan



As the use of contraceptives rose, the number of abortions decreased from 8.7 in 2002 to 4.3 per 1,000 births in 2013

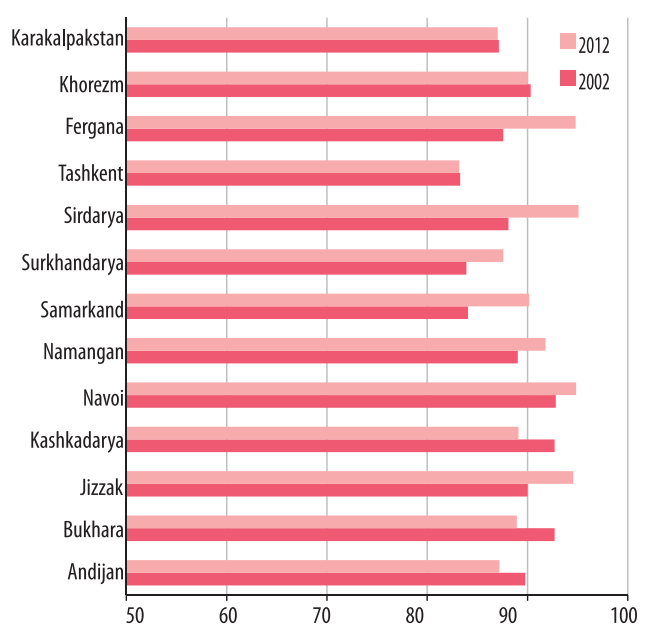
As the use of contraceptives rose, the number of abortions decreased from 8.7 in 2002 to 4.3 per 1,000 births in 2013. A small scale population survey conducted by the Social Research Institute with the support of UNFPA in 2013 showed that 71.1% of women in Tashkent city, Namangan, Navoi and Surkhandarya were using contraceptives. According to the 2013 data of the Institute for Social Research, the level of awareness and use of various types of contraceptives in urban and rural areas did not differ substantially. For instance, 49% of rural population and 45% of urban populations used intrauterine

Diagram 5.4. Coverage of Pregnant Women by Antenatal Care During the First 12 Weeks of Pregnancy, %



Source: State Statistics Committee of the Republic of Uzbekistan

Diagram 5.5. Antenatal Care within the First 12 Weeks of Pregnancy: Regional context, %



Source: State Statistics Committee of the Republic of Uzbekistan

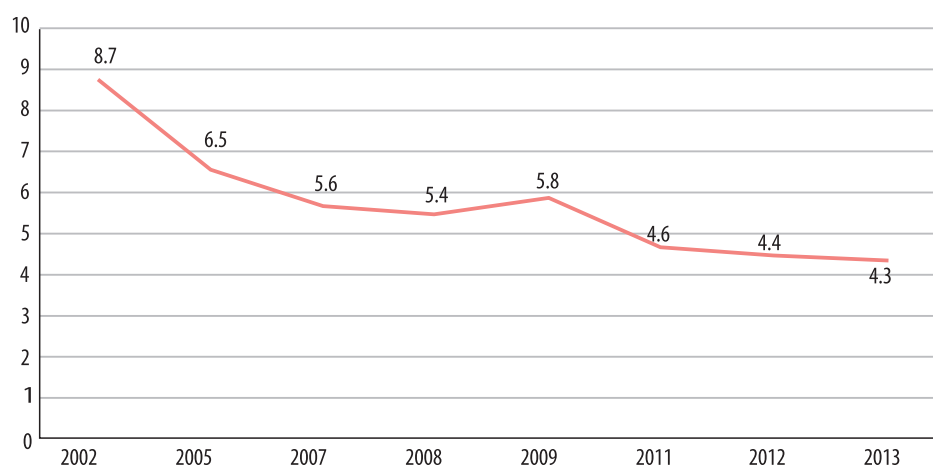


Diagram 5.6. Number of Abortions (per 1000 births)

Source: State Statistics Committee of the Republic of Uzbekistan

Table 5.1. Contraceptive Prevalence Rate in Uzbekistan Within the Period of 2000-2012

Indicator	2008	2009	2010	2011	2012
No of Abortions (thousands)	41.8	46.0	40.7	38.8	37.6
No of Abortions per 1,000 live births	67.1	71.9	65.4	63.5	61.5
No of Abortions per 1000 women (age 15-49 years)	5.4	5.8	5.0	4.6	4.4
Contraceptive Prevalence Rate (No of women using contraception at year end/ No of women age 15/49 years)	55.5	54.4	50.7	55.8	56.7
Total Fertility Rate	2.5	2.53	2.34	2.24	2.19

Source: State Statistics Committee of the Republic of Uzbekistan, Ministry of Health of the Republic of Uzbekistan

devices, while condoms were used by 19% and 30%, lactation amenorrhea – by 21% and 25%, birth control pills – by 10% and 19%, voluntary surgical contraception (voluntary sterilization)– by 6% and injections – by 3% and 6% of the rural and urban population respectively.

2. Key Factors that Contributed to Achievement of the Results

> Improved mother and child health care system

A range of measures were taken within the health care system reforms specifically to improve mother and child health care services:

- Screening for perinatal pathology and the prevention of genetic abnormalities was established at national and regional levels.
- In 1999, a Republican Center for Reproductive Health was established with 13 regional branches to provide training for specialists in the area of reproductive health and introduce international standards for the reproductive health protection services. The establishment of this structure and its regional branches allowed for the implementation of nationwide measures to promote reproductive health, ensure the

Screening for perinatal pathology and prevention of genetic abnormalities was established to improve mother and child health care system

The coverage of 100% of pregnant women for essential antenatal care was established in rural and urban areas

necessary conditions for delivery of high-quality care and improve awareness in the area of reproductive rights and reproductive health.

- In 2000, the decentralization of qualified services to rural areas was facilitated by the opening of branches of the Obstetrics and Gynecology Scientific and Research Institute (OGSRI) in Namangan, Karshi, Jizzak and Nukus. These branches were tasked with research, disease treatment, prevention, awareness raising and training.
- In 2002, a National Perinatal Center equipped with modern medical facilities was established at the national level with regional centers in Andijan, Samarkand, Khorezm, Sirdarya, Fergana, Navoi, Surkhandarya and Tashkent regions. These centers were staffed with skilled specialists and equipped with high-tech medical equipment. A total of 192 perinatal facilities around the country received modern medical and laboratory equipment.

> Improved access to prenatal care services

- Given the importance of the quality of antenatal care, diagnosis and treatment of somatic diseases among pregnant women, antenatal care was integrated into the primary health care system. This has allowed the coverage of 100% of pregnant women for essential antenatal care, including those in rural and remote areas. In 2012, a Decree and national standards were adopted for the provision of prenatal and postnatal care, including in rural areas. By 2013, a total of more than 4 thousand polyclinics and rural health units were providing antenatal care to pregnant women, including supplying various types of contraception to women of fertile age.

> Awareness was raised on preventive measures for reproductive health

- A number of steps were taken to raise the awareness of the population on healthy lifestyle and reproductive health. Campaigns, trainings and advocacy were conducted on issues related to upbringing a healthy generation, fostering healthy lifestyles, rational nutrition of women and children, prevention of tobacco, alcohol and drug abuse and HIV/AIDS diseases; prevention of marriages between close relatives and early marriages and the consequences of such marriages for the future generation.
- In view of improving the health of women of fertile age, preventing unwanted pregnancies and increasing birth space, the Government adopted measures to improve the access and ensure the continuous supply of all types of contraceptives. In order to ensure access to modern contraception methods and uninterrupted supplies, the Ministry of Health with technical support from UNFPA developed a modern contraceptive logistics information system to ensure forecasting, stocking and distribution of contraceptives.



3. Main Challenges and Objectives for the Future

> Improving the quality and effectiveness of obstetric care

In 2012, hemorrhages caused 44% of maternal mortality, while pregnancy-induced hypertension and septic diseases accounted for 6% and 10% respectively. This points to the urgent need to improve the quality and effectiveness of obstetric care.

Improving the quality of obstetric care at perinatal clinics could include measures such as:

- Training the staff of primary health care facilities and specialized health facilities;
- Introducing standards in delivering care in emergency cases of the gynecological and obstetric practice, and
- Developing an effective system for monitoring and evaluating the quality of services provided to pregnant women and women in childbirth.

> Boosting preventive reproductive health measures

Access to reproductive health protection services (contraception, medical consultancy services, medical care) in Uzbekistan is considered to be high. However, it is important to implement comprehensive policies to improve the quality of services in the sphere of reproductive health and the prevention of unwanted pregnancies, while ensuring that these cover all the regions and rural areas.

These measures could include intensifying efforts to raise the awareness of the population on giving birth, upbringing of children, implementing the principles of healthy lifestyle, etc. They also include improving the reproductive health of adolescents and preventing abortions.

> Focus on regions to reduce disparities

While developing policies to improve the quality of obstetric care and reduce maternal mortality and raise awareness of the populations for preventive measures, special attention should be paid to regions where the maternal mortality ratio is higher than the national average.

To improve the quality of obstetric care at perinatal clinics it is important to introduce standards for delivering care in emergency cases

MDG 6. Combat HIV/AIDS, Tuberculosis, and Malaria

National Goals and Targets

- At the global level, MDG 6 was formulated as «Combat HIV/AIDS, malaria and other diseases». While incidents of HIV/AIDS, malaria and tuberculosis were relatively low at the time of the adoption of national goals, prevention measures were deemed needed as trends showed increases.
- Given the urgency of the need for prevention of further spread, MDG 6 was adopted by Uzbekistan with two targets.
 - **Target 1.** Halt and begin to reverse the incidence of HIV/AIDS by 2015
 - **Target 2.** Halt by 2015 and begin to reverse the incidence of tuberculosis and malaria

Target 1. Halt and begin to reverse the incidence of HIV/AIDS by 2015

This target refers to the following set of indicators:

- The proportion of HIV-infected children over 18 months born from HIV-infected mothers;
- HIV prevalence in specific key populations, which include: a) people, who inject drugs (PWID), b) populations engaging in high risk unprotected sexual activities;
- The percentage of people who inject drugs (PWID) with access to harm reduction programmes;
- Awareness among young people aged 15-24 years of HIV.

The core objective of MDG 6 is to halt and begin to reverse the incidence of HIV/AIDS, tuberculosis and malaria by 2015



1. Status of the National Goal

> A slow down of the spread of HIV after the peak year 2009

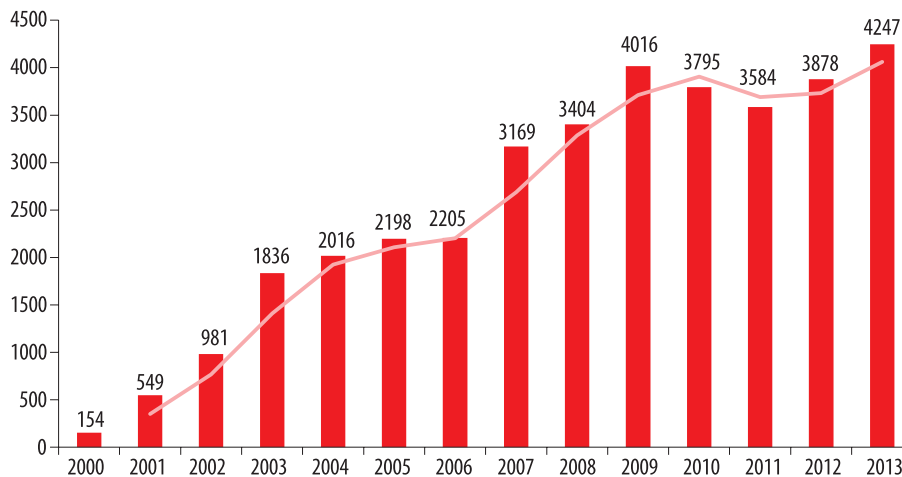


Diagram 6.1. Number of People Newly Diagnosed with HIV, total

Source: Republican AIDS Centre and <http://www.aidsinfoonline.org/devinfo/libraries/aspx/dataview.aspx#>

The HIV epidemic in Uzbekistan has undergone several dynamics. In 1987-2000, the total number of notified cases was below 100 people. By 2000, there were 154 cases of newly diagnosed cases of HIV (0.1 cases per 100 thousand people). In the new decade, there was a gradual increase and then a sharp one between 2006 and 2009, when the number of new cases reached 4016. The new registered cases of HIV decreased from 2010 and in 2011 were equal to 3584 (12,4 cases per 100 thousand people).

> Improved and wider coverage of testing among the general population

Between 2009 and 2013, the total number of HIV tests performed in the country among the general population increased 3.5 times, with tests covering larger geographic areas. From a starting number of 700 thousand people tested for HIV infection in 2009, the number of people being tested among the general population reached 2.6 million by 2013. It is worth mentioning that best practices from countries with concentrated epidemic indicate that systematic voluntary testing among key populations specifically at higher risk of HIV infection, i.e. people who inject drugs (PWIDs) and populations engaging in high risk unprotected sexual activities, helps understand the real extent of the epidemic and develop appropriate targeted interventions.

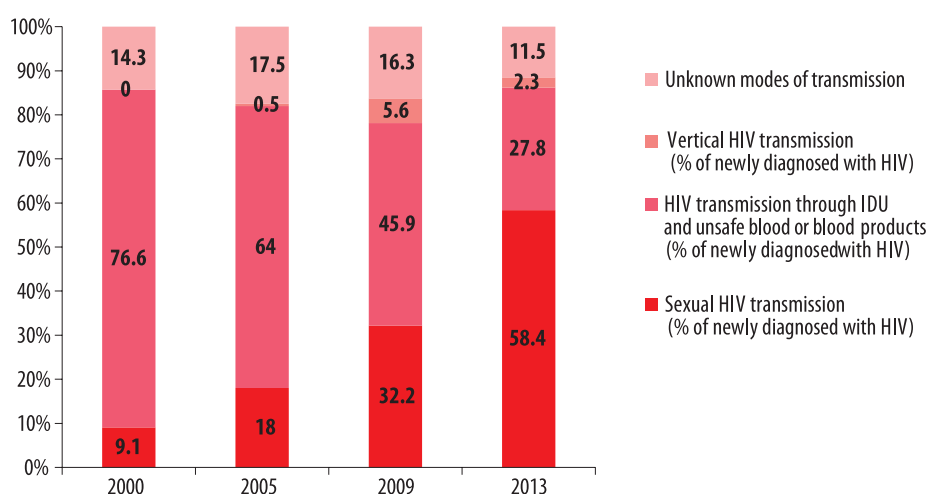
> Change in the mode of transmission over the years

There has been an evolution of the dominant modes of HIV transmission. While most of the early cases were attributed to parenteral transmissions (which includes injection of drugs using contaminated syringes), by 2012 the dominant mode of transmission became through high risk unprotected sexual activity. In 2005, the mode of transmissions included 18% through sexual activity, 64% through injections using contaminated syringes and 0,5% through vertical transmission. By 2013, these modes of transmission

Between 2009 and 2013, the total number of HIV tests performed among the general population increased 3.5 times

Diagram 6.2. Modes of Transmission of HIV, %, 2000-2013

Source: Republican AIDS Centre



The proportion of HIV-infected infants born from HIV-infected mothers decreased from 3.9% in 2009 to 0.8% in 2013

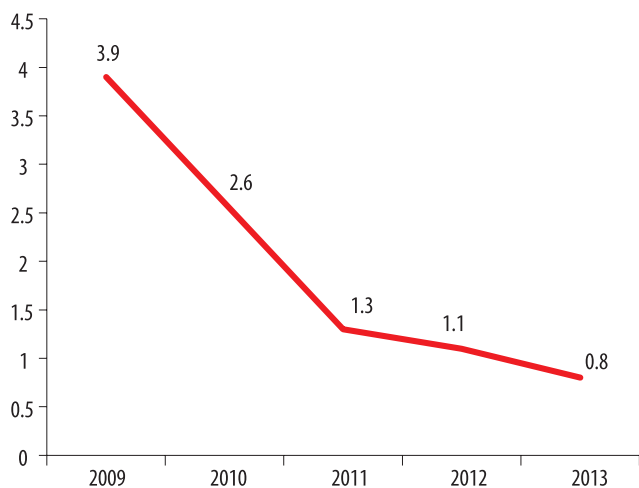
recorded 58.4%, 27.8% and 2.3% respectively, with the rest accounting for unknown modes of transmission.

Given that there is a concentration of epidemic among key populations, especially those engaging in unprotected high-risk sexual activities and injecting drugs, adequate targeted interventions at a high scale are necessary to prevent the spread of the epidemic.

> Stabilization of HIV prevalence among pregnant women and reduction of the proportion of HIV-infected infants born from HIV-infected mothers

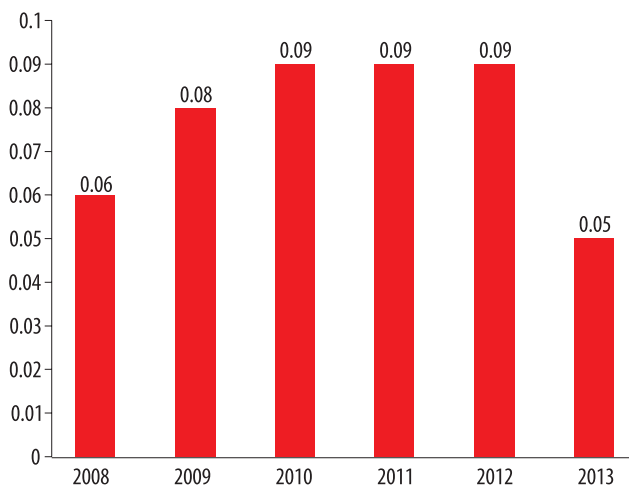
There have been positive results achieved in terms of addressing the vertical transmission of HIV from infected mother to child. Currently almost 95% of registered pregnant women are screened for HIV infections.

Diagram 6.3. Proportion of HIV-Infected Children Above 18 months Born from HIV-infected Mothers, %



Source: Republican AIDS Centre

Diagram 6.4. The Prevalence of HIV Among Pregnant Women, %



Source: Republican Aids Center



The result has been a significant decline in the proportion of HIV-infected infants born from HIV-infected mothers: in 2009, 3.9% of the total number of children above 18 months born from HIV-infected mothers were also HIV-infected, by 2013, the number dropped to 0.8%.

The prevalence of HIV among pregnant women decreased to 0.05% in 2013. The fact the vertical transmission to children is decreasing shows success in preventing and prophylactic measures.

> The prevalence of HIV among PWIDs declined at the national level

In 2013, the prevalence of HIV among injecting drug users was 7.3 % of those surveyed by the Sentinel Epidemiological Surveillance (SES) at the national level¹. This number declined from the rate of 13.0% in 2007. HIV prevalence among PWIDs is higher than national average in Samarkand 10.5%; Surkhandarya 16.4%; Tashkent city 24.5%; and Tashkent region 13.4%.

The prevalence of HIV among injecting drug users decreased from 13% in 2007 to 7.3% in 2013

Table 6.1. HIV Prevalence among PWIDs Based on Sentinel Surveillance, 2007 to 2013

	2007	2009	2011	2013	Sample Size 2011
PWID	13.0%	11.0%	8.4%	7.3%	n = 5,600

Source: Republican AIDS Center based on the SES results

> Wide scale awareness raising among youth

Given that more than 50% of the population in Uzbekistan consists of people under 25 years of age, the youth require close monitoring for prevention. In 2013 HIV-infection rates among 15-24 years old were higher than the national average (9.1%) in Navoi region (17.5%), Andijan (11.8%), Namangan (11.7%), Fergana (10.9%), Jizzak, Kashkadarya and Tashkent region (10.5%) and the Republic of Karakalpakstan (19.2%). While some awareness raising activities are carried out targeting the youth through schools and universities and involving local communities, such as Makhallas, women's communities and NGOs, there is much scope to expand such initiatives in order to prevent the epidemic in spreading further among the youth.

2. Key Factors that Contributed to Achievement of the Results

> Commitments ensured through the normative and programmatic framework

The progress achieved in fighting against HIV/AIDS has been the result of coordinated policies and measures adopted in Uzbekistan, which included the adoption of three national Strategic Programmes for Combating the Spread of the HIV/AIDS Epidemic (2003-2006, 2007-2011 and 2013-2017). A National Action Plan was adopted for 2009-2011. Government commitment and attention to HIV epidemic significantly increased after the adoption of the Presidential Resolution # 1023 in 2008 which established

¹This figure was generated through a simple arithmetic average data from 14 regions and therefore from public health point of view, it doesn't reflect national prevalence rate.

Antiretroviral therapy currently covers more than 75% of HIV-infected people in need of such therapy

the HIV Republican Commission within the Cabinet of Ministers under the leadership of the Prime Minister. The National Commission has been tasked with coordinating the activities of ministries, agencies and local authorities on countering the spread of HIV infection. Functions and tasks of the Republican AIDS Center were revised in view of the fact that HIV/AIDS is now considered as a complex and multidimensional issue related not only to health problems but also to economic, social and other spheres of life.

Further Government commitment was demonstrated by the adoption in August 2013 of the Law «On Combating the Spread of Disease Caused by the Human Immunodeficiency Virus (HIV)». By this law, the Government, inter alia, ensures the security, privacy and anonymity of the medical examination of the population tested for HIV infection.

> Ensured access to treatment programmes for people living with HIV

Antiretroviral (ARV) therapy currently covers more than 75% of HIV-infected people in need of such therapy. While for the moment the cost for the purchase of ARVs comes from the Global Fund, the Government started allocating 1.0 million USD as of 2014 and is expected to allocate more gradually as transition is made to national financing.

> Vertical transmission of HIV from mother to a child prevented

Since a government decree was introduced in 2009, universal HIV testing is available for pregnant women in Uzbekistan. Vertical transmission is prevented through the provision of antiretroviral prophylaxis to HIV-infected pregnant women. Furthermore, counseling on HIV and sexually transmitted infections (STIs) is provided through 14 regional centers for combating AIDS. More such centers and trusted medical cabinets would facilitate covering all the counseling needs of the country.

> Capacity of the medical personnel boosted

Doctors and paramedical staff are regularly trained on prevention, diagnosis, and provision of specialized medical care to HIV-infected patients through the Republican AIDS Center and with the support of international development partners.

> Awareness raised through outreach programmes

In order to engage the public in the fight against HIV/AIDS, the Ministry of Health in cooperation with other ministries has been working with the media and international organizations to advocate for prevention strategies among the general population, especially among the youth. A number of awareness raising activities have been conducted among schools and have involved local communities, such as *Makhallas*, women's communities and NGOs.

Universal HIV testing is available for pregnant women in Uzbekistan



3. Main Challenges and Objectives for the Future

The National Strategy for 2014-2017 stipulates a number of target indicators for 2017, which include: Reduction of HIV-related infections through sex transmission by 50%; Reduction of HIV transmission by parenteral way, including among people, who inject drugs by 50%; and Reduction of new HIV cases among children under 15 years from 21.6% to 10%.

In order to reach these targets and the overall objectives of the MDG 6 in Uzbekistan, the following strategies suggested:

> Improve multi-sectoral approach to HIV response

Given that tackling the HIV epidemic requires a multi-sectoral, multi-dimensional response, it is necessary to strengthen the capacity and functions of mechanisms set up for overall coordination at the national level. So far, the Republic Aids Center and the Ministry of Health remain as the key agencies for the implementation of HIV strategies, sometimes with the support of youth social movements, Women's Committee and NGOs. To advance on MDG 6, it is recommended that the roles and responsibilities of Ministry of Public Education, Ministry of Higher and Secondary Specialized education, Ministry of Labour and Social Protection and other ministries and agencies could be strengthened and accelerated for an effective national HIV response.

> Better knowledge about the key populations and regions vulnerable to HIV infection for better targeting

The relatively high concentration of morbidity in some regions and among key populations necessitates adequate mapping and analysis of particular situations (regions and populations) for the design of appropriate policies on combating HIV. Mapping and analysis at the regional level is also required for the allocation of financial resources for programmes to combat HIV. This would help reduce disparities and improve targeting.

> Scaled up prevention measures

Through evidence-based funding of programmes aimed at HIV/AIDS national response (prevention, treatment, care and support), prevention measures need to be scaled up and made more efficient. This includes:

a) Prevention of further infection among vulnerable groups, including PWIDs and people engaged in high risk unprotected sexual activities, through, inter alia:

- Improving the legal environment to allow an efficient implementation of prevention programmes.
- Raising awareness about risks and the level of knowledge of vulnerable groups to the dangers of unsafe practices and means of protection.

The National Strategy for 2014-2017 stipulates a target of reduction of HIV-related infections through parenteral and sex transmission by 50%

The National Strategy for 2014-2017 stipulates a target of reduction of new HIV cases among children under 15 from 21.6% to 10%

- Improving public awareness on HIV prevention and health protection and public outreach, including through the 230 Trust Points and Friendly Cabinets, which provide services for PWIDs and other vulnerable groups.
- Development and implementation of evidence-based accessible and affordable harm reduction strategies at the adequate scale required to reach tangible results.

b) Prevention of transmission in health-care facilities, through:

- Preventing and ensuring the safety medical procedures through provision of adequate tools for invasive procedures and proper disposal of medical waste,
- Provision of regular training of medical personnel of both public and private establishments on prevention and blood safety,
- Gathering and analysis of reliable data on nosocomial transmissions.

Furthermore, the awareness of the adolescents/youth in HIV prevention should be raised through strengthened advocacy campaigns and effective collaboration with civil society and donors.

> Ensuring the sustainability of programmes aimed at combatting HIV/AIDS

In recent years there has been a substantial increase in funding for HIV programmes at the expense of the government budget. In 2010, 9.0 million US dollars were allocated, and in 2013, public funding increased to 13,2 million US dollars. However, financing by international organizations still constitute a significant proportion of the case of programmes aimed at prevention and treatment of HIV infection (78.3% in 2007, 54.14% in 2009, 42% in 2013). The major international donor, the Global Fund to fight AIDS, tuberculosis and malaria (GF), accounts for 38,6% of total funding for the programmes. The main intervention to control HIV in vulnerable populations is a harm reduction programme financed by Global Fund. More sustained resources are necessary in order to render services to vulnerable groups (private consulting rooms, friendly consulting rooms).

As funding from international organizations and funds will be gradually reduced as Uzbekistan transitions to the group of upper middle income countries, sustainability of funding for combatting HIV needs to be ensured. The 2014-2017 National Strategy stipulates an increase to 70% of the share of national funding sources for the prevention and diagnosis of HIV. In order to ensure the sustainability of funding measures to combat HIV/AIDS, a phased transition to government funding is necessary.



Target 2. Halt by 2015 and begin to reverse the incidence of tuberculosis and malaria

For this target, a set of indicators are chosen that measure:

- The incidence of malaria (first time and parasite carriers)
- The incidence and mortality rates associated with tuberculosis according to WHO standards.

The incidence of tuberculosis decreased from 79.1 cases per 100,000 population in 2002 to 50.8 in 2013

1. Status of the National Goal

> Morbidity and mortality from tuberculosis have declined since the peak year 2002

The peak level of morbidity and mortality of tuberculosis occurred in 2002, and since then, the situation has improved: in 2002-2013 the incidence of tuberculosis decreased from 79.1 (per 100 000 population) to 50.8 (per 100 000 population); mortality decreased from 12.3 to 3.9 (per 100 000 population) accordingly.

Successful treatment remained stable at the level of around 80%.

The situation is also improving in the regions. Tuberculosis incidence decreased significantly in the Republic of Karakalpakstan, Navoi, Bukhara, Kashkadarya, Andijan, Fergana and Khorezm regions.

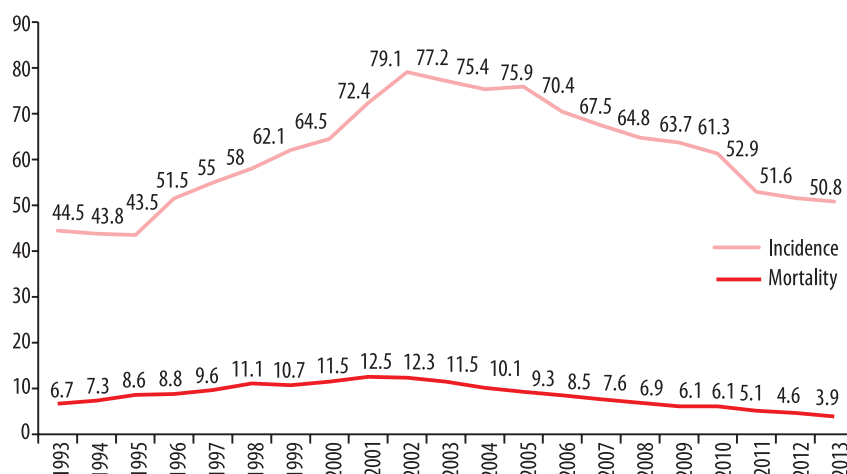


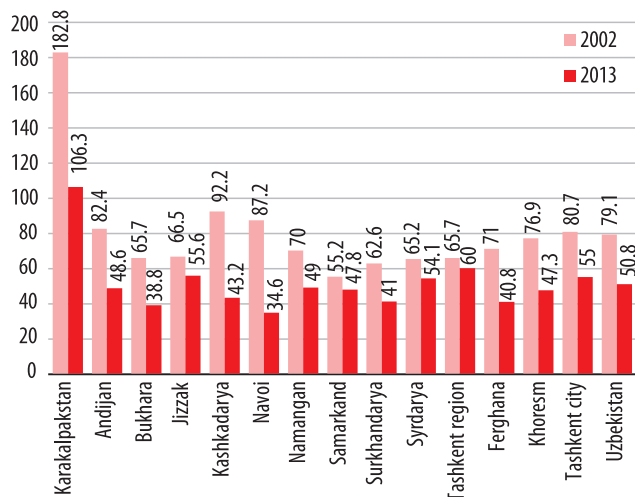
Diagram 6.5. Dynamics of the Incidence and Mortality of Tuberculosis in Uzbekistan (per 100,000 population)

Source: Ministry of Health

> As far as malaria is concerned, the goal has been reached

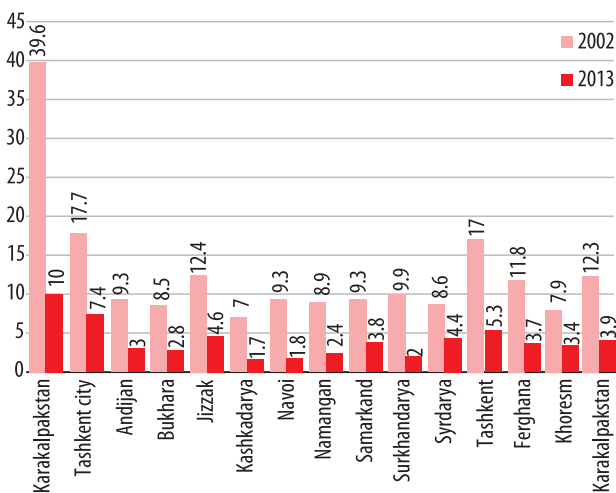
For the period of 2000-2013 the number of reported cases of malaria decreased from 126 cases per 100 000 population to 1 case. Between 2011-2013 no cases of malaria cases were registered in Uzbekistan.

Diagram 6.6. Tuberculosis Incidence Trends by Region (per 100,000 Population)



Source: Ministry of Health

Diagram 6.7. Trends of Mortality from Tuberculosis by Region (per 100,000 Population)

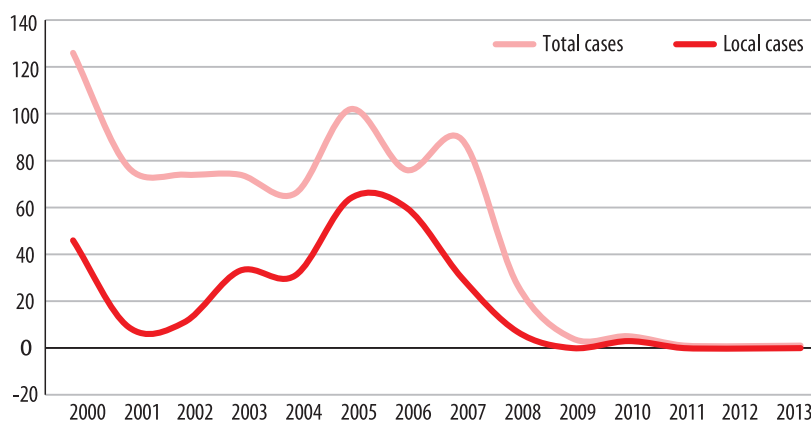


2. Key Factors that Contributed to Achievement of the Results

Factors that have contributed to combating tuberculosis in the country include:

Diagram 6.8. Cases of Malaria, 2000-2012

Source: Ministry of Health of the Republic of Uzbekistan



The number of reported cases of malaria decreased from 126 cases per 100,000 population in 2000 to 1 case in 2013

- *Normative framework and programmatic commitment.* Government attention to the fight against tuberculosis has included the implementation of a law on the «On Protection of the Population from Tuberculosis» (2001), realization of the Decree of Cabinet of Ministers #62 “On additional measures for reduction of tuberculosis morbidity rate in 2011-2015” (2011), a Single Order “On improving anti-tuberculosis measures” (2014) and implementation of national clinical guidelines.
- *Allocation of expenditures.* Increased government funding has resulted in increased number of hospital beds, provision of new and repair of existing equipment and infrastructure of specialized hospitals.



- *Provision of adequate medicine.* 100% coverage of patients with a diagnosis of tuberculosis have been continuously provided with WHO prequalified first-line and second-line anti-TB drugs.
- *Introduction of DOTS Strategy.* The DOTS and DOTS+ Strategy for effective TB control, that was recommended by WHO, has been implemented in the country with the support of international organizations, in particular the Global Fund to fight AIDS, tuberculosis and malaria, and other international donors. The DOTS Strategy which covers 100% of the territory provides for 1) Improved professional training programme; 2) development of guidelines and protocols on monitoring and controlling TB; 3) studying the prevalence of drug resistant forms of tuberculosis; 4) integrating the tuberculosis control service with primary health care services; 5) regular supply of medicines to patients with active TB; and 6) quarterly monitoring of districts and monthly monitoring at the regional level.

Factors that have contributed to the elimination of malaria in the country have included:

- *Normative framework and programmatic commitment.* In 2010, the Government approved the National Strategy and the Strategic Plan for the Elimination of Malaria in 2011-2015.
- *Improved preventive measures.* Preventive measures have included early detection of malaria patients by improving the quantity and quality of early diagnosis of malaria and treating thousand hectares of ponds to prevent the outbreak of malaria, especially in places such as Kashkadarya and Surkhandarya.
- *Improved capacity of human resources.* The capacity of medical personnel has been enhanced through the provision of specialized training for specialists in different fields (primary care practitioners, parasitologists, entomologists, laboratory doctor assistants, disinfectors, health activists) within the framework of the funding by the Global Fund to fight AIDS, tuberculosis and malaria.
- *Awareness raising of the population.* Information campaigns for awareness raising among the population have been conducted through radio programmes, videos, articles, interviews and lectures. Other advocacy measures have included incorporating educational materials on malaria prevention in educational institutions of the republic through the Global Fund Project for high school students, school teachers, students, colleges and lyceums.

Introduction of DOTS Strategy and increased government funding contributed to the reduction of morbidity and mortality from tuberculosis

To further reduce incidence of tuberculosis it is important to build capacity to ensure strengthened diagnosis, raise effectiveness of patient and drug management

It is important to improve the existing system of epidemiological supervision over malaria

3. Main Challenges and Objectives for the Future

Tuberculosis

It is important to build capacity to ensure strengthened diagnosis, patient and drug management, as well as infection control measures in line with international standards. This would require attention to the following areas:

- Implementing infection control measures in anti-TB institutions based on international standards including the WHO guidelines for examination of patients with drug-resistant forms of TB.
- Improving the detection of new cases, which includes a complex measures ranging from improving the standards of laboratories to strengthen the capacity to conduct bacteriological (cultural) diagnosis of TB, improving diagnosis and treatment which can be guaranteed only in a hospital environment, raising population awareness about TB to seek assistance in a timely manner and overcoming the stigma of the disease.
- Ensuring the adequate supply and the use of high-quality medicine.
- Preventing the development of multi-drug-resistant tuberculosis by ensuring proper treatment for the six month course of the drug therapy under the supervision of medical personnel, avoiding the misuse of anti TB drugs or ineffective infection control measures.
- Strengthening measures for the involvement of all stakeholders. Combatting TB requires the wide involvement of health care providers in all categories both in the public and private sector. It also requires linkages with the HIV/AIDs programmes as tuberculosis is one of the leading causes of death for people living with HIV/AIDS.

Malaria

The main task at present is to improve the existing system of epidemiological supervision over malaria. The main challenges to achieving this task are:

- Provision of qualified personnel. In order to ensure effective supervision of malaria experts, biologists/zoologists, who have received training courses in medical entomology, are required.
- Strengthening of material and technical basis of the parasitology service. This includes improving capacities for rapid response and treatment in hospitals.



MDG 7. Ensuring Environmental Sustainability

National Goals and Targets

- The national MDG 7 is formulated as “Ensuring Environmental Sustainability”.
- The goal is very topical for Uzbekistan, which inherited an economy with energy and material-intensive production and with obsolete and polluting equipment and technology from the Soviet period. The failure to address environmental safety issues during the Soviet period have led to a number of environmental problems in Uzbekistan which required immediate action. Water quality had been negatively impacted by cotton monoculture, excessive agrochemicals use, physical aging of existing irrigation/drainage systems, and dumping of large volumes of contaminated waste-water. These practices have also led to the shrinkage of the Aral Sea, degradation of soils, salinization of irrigated lands and desertification.
- The national MDG 7 goal as adopted by Uzbekistan consists of two targets:
 - **Target 1:** To integrate the principles of sustainable development into the country’s policies and programmes and reverse the loss of environmental resources by 2015.
 - **Target 2:** To increase the percentage of urban and rural population with access to an improved water source and sanitation by 2015.

The core objective of MDG 7 is to reverse the loss of environmental resources

1. Status of the National Goal

Target 1. To integrate the principles of sustainable development into the country's policies and programmes and reverse the loss of environmental resources by 2015

The proportion of saline lands decreased from 54.2% in 2000 to 48% in 2013

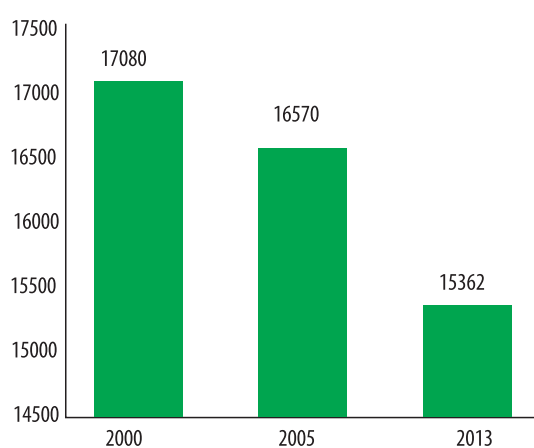
> Water and land resources were better managed, resulting in reversal of the loss of key resources

- As a result of efforts to reduce areas under water-intensive crops, water conservation and rational use of water resources, the total consumption of groundwater decreased from 17 mln m³/day in 2000 to 15.3 mln m³/day in 2013.
- The proportion of saline lands decreased from 54.2 % in 2000 to 48% in 2013 of the total irrigated lands.
- Following improvements in the efficiency of farming, introduction of integrated agricultural activities and reconstruction of irrigation systems, the productivity of irrigated lands increased. As a result, the growth rate of agricultural production increased from 3.1% in 2000 to 6.8% in 2013. The food production index in Uzbekistan increased from 77.7 in 2000 to 137.1 in 2011 and is currently higher than the corresponding global average.

> The current system of protected areas allows for the comprehensive protection of biodiversity and ecosystems and their sustainable use

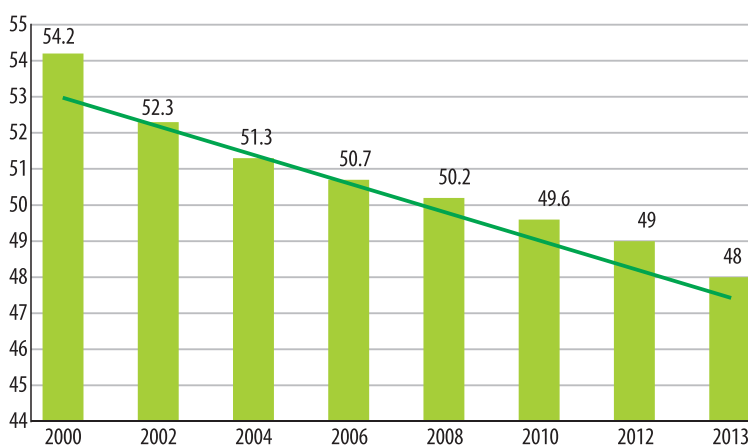
- Conservation and protection policies have led to increased forestation. In 2000, the area of forest land was 1.37 mln ha (3% of the country's total area); by 2013, it had reached 3.33 mln ha (7.3% of the country's total area).

Diagram 7.1. Dynamics of the Total Groundwater Intake, thousand m³/day



Source: State Committee for Nature Protection of Uzbekistan «National report on the state of the environment and use of natural resources»

Diagram 7.2. Change in the Share of Saline Lands, 2000-2013, %



Source: State Committee for Nature Protection of Uzbekistan «National report on the state of the environment and use of natural resources» and data from MAWR of Uzbekistan



- The nature reserves protect rare and endangered species of animals and plants included in the Red Book. 70 species have been excluded from the Red Book thanks to their protection.

> Energy and power supply has improved with the development of infrastructure and an efficient system of energy supply

- In 2013, the energy intensity of GDP (energy use per 1000\$ of GDP) decreased by more than 55% compared with the corresponding figures in 2000.

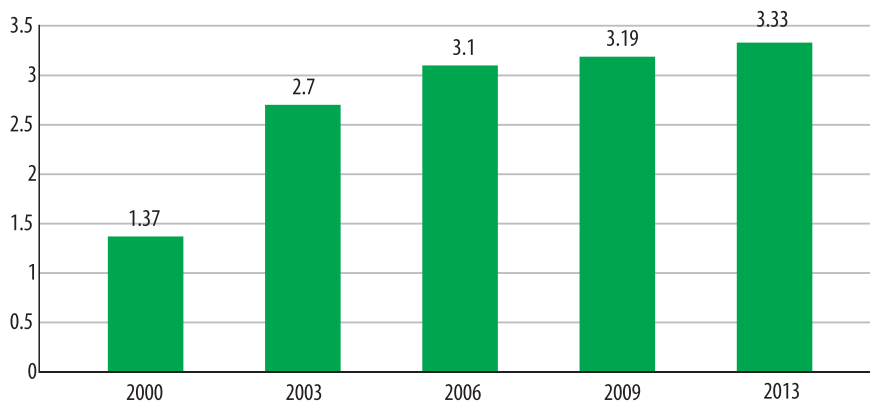


Diagram 7.3. Growth in the Forested Area, mln ha

Source: State Committee for Nature Protection of Uzbekistan «National report on the state of the environment and use of natural resources»

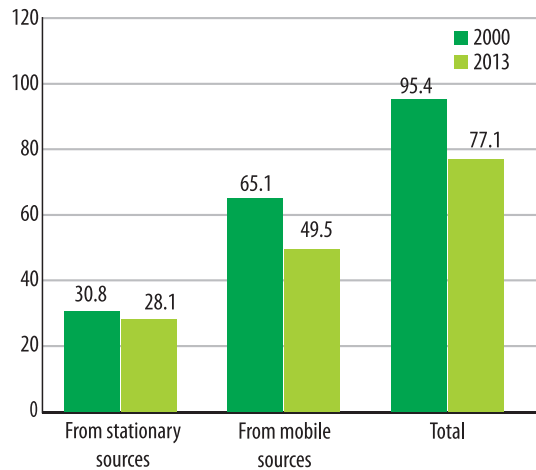
- By the end of 2005, a well-developed gas pipeline system enabled the supply of natural gas to all urban settlements and a large majority of rural settlements of the country. By 2013 the development of infrastructure for high transmission lines provided 100% electricity to the urban and rural population. Natural gas supply also covered 100% of urban populations and more than 90% of rural ones.
- In 2013, the share of renewable energy in the overall balance of power was 11%, mainly due to hydropower stations. The share of other renewable energy sources, i.e. solar and wind or biogas remained insignificant. In order to promote the use of renewable energy, a number of projects were carried out to demonstrate the technical possibilities and socio-economic benefits.

In 2013, the energy intensity of GDP decreased by more than 55% compared to 2000

> The amount of pollutant emissions substantially decrease

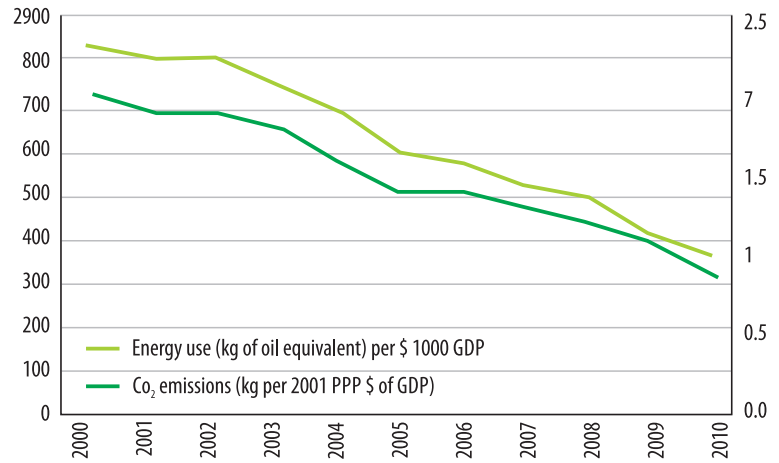
- Improved natural resource management, changes in the economic structure and the implementation of energy efficiency programmes in the non-industrial sector have all resulted in better regulation of air pollution. Pollutant emissions dropped from 95.4 kg per capita in 2000 to 77.1 kg per capita in 2013. Pollutant emissions from stationary sources reduced from 30.8 kg per capita in 2000 to 28.1 kg per capita in 2013 and from mobile sources from 65.1 kg per capita in 2000 to 49.5 kg per capita in 2013 accordingly.
- The energy and oil and gas sectors account for over 69% of total emissions from stationary sources (energy – 22%, oil and gas– 47%) in Uzbekistan.

Diagram 7.4. Air Pollutant Emissions, kg per capita



Source: The State Committee for Nature Protection of the Republic of Uzbekistan "National Report on the State of the Environment and Use of Natural Resources"

Diagram 7.5. Energy Consumption and Relevant CO₂ Emissions in Uzbekistan, 2000-2010



Source: The World Bank Database, 2013. <http://data.worldbank.org/indicator>

Pollutant emission dropped from 95.4 kg per capita in 2000 to 77.1 kg in 2013

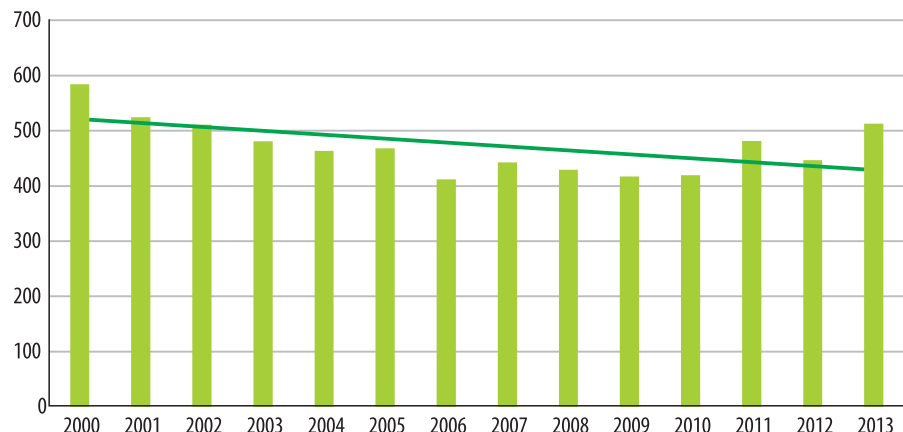
Since most electricity and thermal energy is generated through the combustion of fossil fuels, the energy sector remains a major source of CO₂: 5.3 tons per capita in 1990 and 3.7 in 2010. Therefore, energy efficiency and wide use of renewable energy sources is essential to reduce emissions of carbon dioxide in the atmosphere, to mitigate the negative impact of energy use on climate change and, as a consequence, to ensure environmental sustainability in the long term.

- The total emissions of acidulating pollutants SO₂ and NO_x from stationary and mobile sources decreased from 584.2 thousand tons (2000) to 528 thousand tons (2013).

There is a clear downward trend in the Air Pollution Index (API) value in all cities of the country. The API is a comprehensive indicator of air pollution by pollutants with the highest concentration that also addresses their hazard class and is considered low if its value is below 5.

Diagram 7.6. Total SO₂ and NO_x Emissions from Stationary and Mobile Sources, thousand tons

Source: The State Committee for Nature Protection of the Republic of Uzbekistan "National Reports on the State of the Environment and Use of Natural Resources"



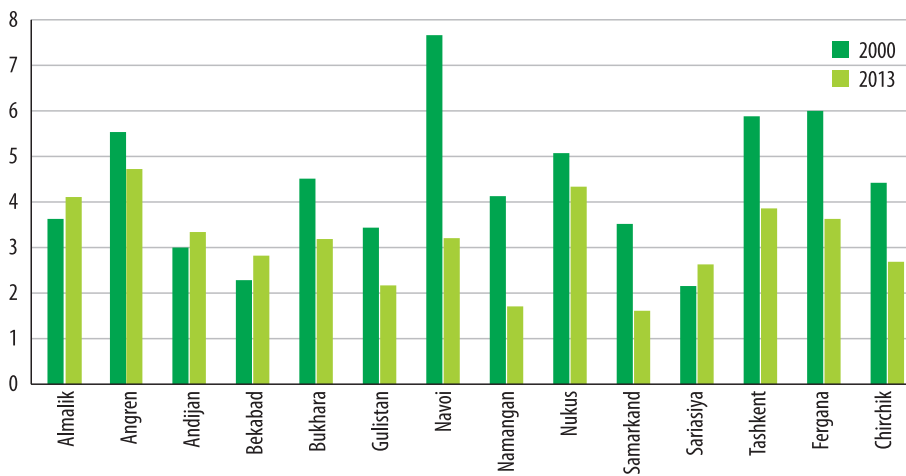


Diagram 7.7. Dynamics of the Air Pollution Index (API) in Major Cities of Uzbekistan

Source: State Nature Committee of Uzbekistan «National reports on the state of the environment and use of natural resources»

Target 2. To increase the percentage of urban and rural population with access to an improved water source and sanitation by 2015

> **Access to an improved water source**

- In 2013, 82.7 % of the country's population had a centralized water supply compared to 80.4 per cent in 2000.
- In 2013 water pipe networks were in place in 120 towns (100%), 112 townships and district centers (99.1%) and 9,213 villages (77.8 %). Access to clean drinking water increased significantly for Sirdarya, Kashkadaya, Navoi, Samarkand regions and Republic of Karakalpakstan.
- Since independence, 1.7 thousand km of water networks have been laid in rural areas of the Republic of Karakalpakstan, resulting in a four-fold increase in availability of drinking water to rural population.

In 2013, 82.7 % of the country's population had a centralized water supply

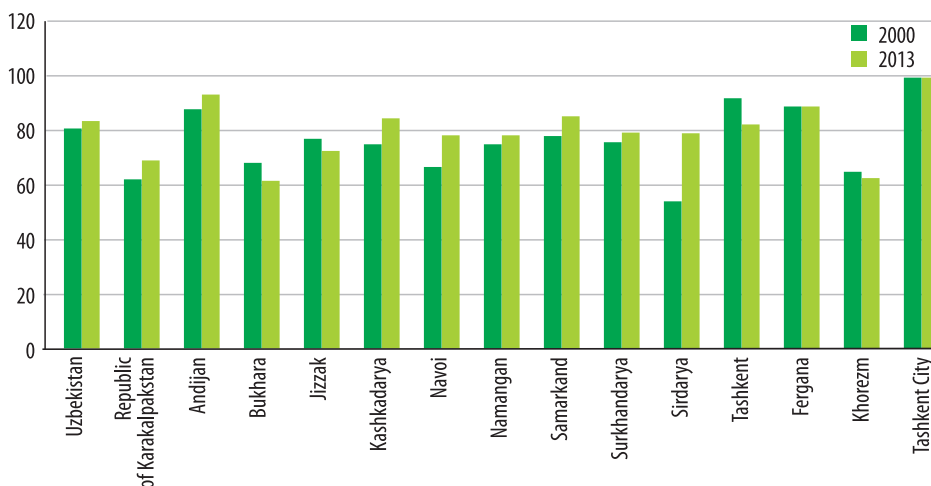


Diagram 7.8. Access to the Water Supply System, % to Total Residential Area

Source: State Nature Protection Committee

> Access to adequate sanitation facilities

The proportion of population with access to sanitation in 2013 was 37.6 %, which was 9.3 % more than in 2000. In 2013 a centralized sanitation system was available in 78 cities (65 per cent of cities), 39 urban settlements (34.8 per cent) and 105 rural areas (1.1 per cent).

> Access to waste management

Development of the economy leads to the expansion of solid waste generation in Uzbekistan. To collect and utilize solid waste the special dumps are organized. In 2011 there were 178 such dumps in Uzbekistan with the area of 1.2 thousand hectares and 71.6 mln m³ of solid waste. The largest amount of solid waste is collected in Tashkent, Bukhara, Samarkand regions.

In 2013 a centralized sanitation system was available in 78 cities, 39 urban settlements and 105 rural areas

Table 7.1. Domestic Solid Waste in Uzbekistan, Regional Distribution, mln cub. m.

Regions	2013	2014
Uzbekistan	72.6	71.6
Republic of Karakalpakstan	64.4	64.7
Andijan	88.3	88.0
Bukhara	49.6	49.0
Jizzak	72.0	72.0
Kashkadarya	77.1	75.6
Navoi	68.0	67.3
Namangan	68.9	66.5
Samarkand	80.0	78.9
Surkhandarya	76.1	75.8
Sirdarya	78.9	77.4
Tashkent	71.2	69.9
Fergana	80.5	78.4
Khorezm	52.2	51.4
Tashkent city	99.3	99.2

Source: State Committee for Nature Protection, National Report on the State of the Environment and Use of Natural Resources in the Republic of Uzbekistan (2008-2011)

2. Key Factors that Contributed to Achievement of the Results

Uzbekistan adopted three cycles of “Programme of Action on the Protection of the Environment” (1999-2005), (2008-2012) and (2013-2017) as an overarching framework for environmental protection, international cooperation and the fulfillment of commitments contained in the numerous international agreements and conventions which the country has ratified.

Progress made in the specific indicators of MDG7 has been the result of the following policies:



> Management and rational use of water and land resources as a national priority for the sustainable development of the country

- Measures for improving the system of land and water use have been codified through a Presidential Decree in 2007 that called on the improvement of the quality of irrigated land, modernization of irrigation and drainage network, increased stimulation and control over activities of respective organizations, as well as adequate and timely funding. Subsequent State programmes ensured the allocation of direct public funds to improve the quality of irrigated land, the modernization of infrastructure and the rational use of water resources. All these efforts helped make the use of land and water resources more effective.
- A radical change in the structure of crops, the gradual elimination of cotton monoculture, reduction of water-intensive crops and the extension of cereal crops all facilitated the productivity of irrigated lands, increase in yields, as well as the rehabilitation of saline areas and flooded lands.
- The rehabilitation and modernization of water treatment facilities also helped reduce the discharge of polluted wastewater and improving water quality.

A radical change in the structure of crops improved the productivity of irrigated lands and increased the yields

> Conservation of biodiversity regulated through laws and national strategies

- Implementation of the National Strategy and Action Plan for Biodiversity Conservation and 19 corresponding plans/programmes/projects contributed to fulfilling the obligations of Uzbekistan under the Convention on Biological Diversity.
- In 2006, the Republican Inspectorate for the Protection and Rational Use of Flora and Fauna and Protected Areas of the State Nature Committee established a Department for inventorying and monitoring wildlife. A 2011 Government Resolution on preserving riparian forests provided the basis for the establishment of the first State Biosphere Reserve "Lower Amudarya" in Uzbekistan. Since 2013, all protected areas have developed management plans. Thanks to these measures, there is currently one Biosphere Reserve operating in the country, 8 state national conservation zones, 2 national parks, 12 state nature protected areas, 3 natural nurseries, and 7 natural monuments.
- To ensure the effective conservation of biodiversity in the long term, a Programme of Action for Environmental Protection was developed for 2013-2017 to carry out the updated National Strategy and Action Plan for Biodiversity Conservation. The Programme stipulated the measures for the sustainable use of biological resources and the development of infrastructure for the protection of fish habitats.

A 100 MW solar power plant is set to become one of the largest in the region

> Relevant regulations and targeted programmes adopted to improve energy efficiency and develop renewable energy sources

- Measures to improve the efficiency of the energy sector, attracting investments and the conservation and efficient use of fuel energy resources were ensured through a number of laws adopted since 1997. Starting with the 2000s, a number of national projects have been devoted to the modernization, reconstruction and upgrading of a number of energy-intensive industries such as chemical, metallurgy, construction materials, etc. They have significantly contributed to improving the energy efficiency of the economy and ensure effective energy consumption.
- A number of programmes have been implemented to promote industrial and regional energy conservation. Energy-intensive sectors are largely disappearing and being replaced with modern, energy-efficient industrial installations. However, the potential for improving energy efficiency in industries (chemical, oil-and-gas, construction materials) is still large.
- Projects on creation of solar hot water systems for industrial and municipal purposes began in Uzbekistan in 1986. New impetus to the development of solar energy was given by a number of pilot projects supported by international donors after 2000. Since 2005, the «Ekoenergiya» Centre under the State Nature Committee of Uzbekistan has installed over 150 solar photovoltaic systems and four wind turbines in remote regions with plans to expand further. A 100 MW solar power plant, set to become one of the largest in the region, is being constructed in Samarkand region, with financial support from the Asian Development Bank. In order to increase the use of renewable energy sources, in 2013 a Presidential Decree was adopted on further development of alternative energy sources, the International Institute for Solar Energy has been established, Draft Law "On renewable energy sources" has been developed.

> Ensuring access to safe drinking water and sanitation through infrastructure development and implementation of conservation programmes

- The construction of water supply networks under the 2000-2010 government programmes on "Ensuring Drinking Water Supply to Rural Populations" increased the availability of drinking water to 85% of the population. Significant attention was attached to enhancing drinking water supply management system, drinking water conservation, installation of water meters, elimination of leakages, unproductive water losses, lower water consumption, increasing payments for water use, and others. As a result, water consumption in cities decreased from 600 to 180 liters per person a day and in rural areas from 160 to 130 liters per person per day.
- Drinking water supply was improved within the framework of national programmes supported by foreign investment and international cooperation. Drinking water supply projects were implemented in the



Aral Sea region, Bukhara, Kashkadarya, and Navoi regions as well as in the cities of Samarkand, Bukhara, Gulistan, Namangan, Fergana and Karshi.

> Reduction of air pollution through regulation

- The government has taken a number of steps to reduce air pollution. More than 188,000 vehicles were converted to use gas-based fuel between 2007 and 2012. Pollution in automobiles and related industries is regularly monitored.
- Measures to reduce greenhouse gas emissions have included developing the appropriate legislation and strategies to fulfill obligations under the UN Framework Convention on Climate Change. In 2007, Uzbekistan launched the Clean Development Mechanism programme aimed at reducing emissions through modern clean and energy efficient technologies. In 2013, the total emission reduction due to the implementation of 14 CDM projects amounted to 6,698,474 tons of CO₂ equivalent. The country has assumed a leadership role in the region in implementation the Clean Development Mechanism and reducing emissions while attracting significant foreign investment.

Transition to a resource-efficient model of growth will ensure improved welfare of the population without exposing future generations to significant environmental risks

3. Main Challenges and Objectives for the Future

While Uzbekistan has made a significant progress in ensuring environmental sustainability, challenges remain in improving and sustaining positive results in land and water management and conservation of ecosystems.

The first challenge is related to demographic trends, with the UN predicting that by 2030 the population will increase to 37 million people. Second, industrialization will undoubtedly have consequences such as increased emissions of harmful substances into the environment, depletion of raw material resources and increased urbanization. The development of industrial production inevitably requires greater consumption of energy and bio-resources, increasing demand in the industrial water supply, while the development of industries in the energy sector and in the petrochemical industry will increase emissions of harmful substances into the atmosphere. Thus, two factors, population growth and industrialization of the country, make implementation of a comprehensive and holistic strategy for sustainable development in Uzbekistan critical.

This will require the introduction of new resource-efficient models of economic growth. If current trends and volumes of resource use continue, water scarcity will increase and the water supply limit (53.5 billion m³) set for Uzbekistan is not guaranteed in the future. Irrigated area will be reduced by 20-25% over the next 30 years. Transition to a resource-efficient model of economic growth, by contrast, will ensure the welfare of the population without exposing future generations to significant environmental risks and ecological scarcities.

It is important to improve the effectiveness of water management and stimulate water saving

In order to mitigate the added pressure on the environment as a result of nature, demography, the economy and behavior of households at the micro level, a number of areas need particular attention:

> Ensuring the adequate supply and distribution of water and land resources

Despite certain progress achieved in Uzbekistan in the area of water conservation, the country could face a number of challenges at further stages of development, including changes in the distribution of water resources as a result of nature (climate change), expansion of the demand for water due to the population and income growth. Therefore, to avoid possible shortage of water resources, it is important to improve the effectiveness of water management.

This will require more efficient use of water resources, including through the adoption of a national strategy for water management and measures to stimulate water saving. Other measures could be introducing water saving technologies, strengthening the role and capacity of water user associations, educating the public and raising awareness. The introduction of modern agricultural technologies would also ensure an increase in crops yield reducing water consumption.

The Government is investing efforts in rehabilitation and modernization of the water supply system. Policies need to be aimed at further improving the systems for providing households in rural areas with centralized water supply and sanitation systems, including through fixing physical infrastructure, attracting capital investment and improving management system.

> Enhancing the sustainable management of biodiversity and ecosystems

The management of biodiversity and ecosystems requires first and foremost a regulatory framework for biodiversity conservation, sustained funding for the National Strategy and Action Plan on Biodiversity Conservation as well as programmes for the creation and expansion of the network of protected areas in Uzbekistan. In the medium and long term, it may be necessary to conduct an accurate assessment on the basis of which policies are developed to integrate biodiversity and ecosystems conservation in various sectors of the economy.

> Ensuring energy efficiency

Institutional reforms in the energy industry could introduce integrated accounting for energy consumption to ensure transparency of resource flows as well as new energy-efficiency standards and rates of energy consumption in buildings, industries and transport. It is important to create an effective system of tariffs, tax, and other incentives for energy efficiency at the level of public and private companies, individual consumers of energy in buildings, etc. Furthermore, investments should be drawn in the development of new sectors and industries and upgrading technology and



equipment. A comprehensive methodology for evaluating progress made needs to be developed.

Finally, transition to an energy-efficient development model is impossible without an effective system of awareness raising for the public and their participation in “greening the economy”. Training and retraining of personnel is also necessary to ensure resource efficient development and the creation of productive «green» jobs.

> Introducing regulatory framework and incentives to improving the management of urban solid household waste

In addition to enforcing the regulatory framework on waste management, incentives for managing waste can be introduced through preferential taxation for legal entities and individual entrepreneurs engaged in the collection, removal and disposal of waste, and compensatory payments for generation of solid household waste etc. Incentives are also necessary to draw direct foreign investments in the sphere of solid waste processing. The private sector could also play a role in the development of infrastructure for urban and rural water supply and sanitation based on modern planning. Awareness raising and education is necessary for urban populations in conservation and waste management.

> Further reducing the emission of harmful substances while accelerating industrial development and population growth

Curbing air pollution and reducing greenhouse gas emissions require the modernization of the energy sector, use of renewable energy technologies, and improving the efficiency of the housing sector. Regulatory frameworks and the development of new standards on emissions and ecological certification systems are necessary.

The integrated energy consumption metering system needs to be introduced to ensure transparency of energy flows

MDG 8. Global Partnership for Development

MDG 8 stipulates the creation of an enabling environment for better access to financial resources, technology and foreign markets

National Goals and Targets

- The global MDG 8 is formulated as “Global Partnership for Development”. For Uzbekistan, the Goal stipulates the creation of an enabling environment for access to financial resources, technology and foreign markets. It thus refers to the effective use and mobilization of partnership opportunities such as aid, trade, investments and transport with foreign countries to achieve sustainable development and the fulfillment of the 7 MDGs.
- As such, it consists of two sub-goals:
 - Sub-goal 1: Effective use and mobilization of aid (financial resources) to fulfill the 7 MDGs.
 - Sub-goal 2: Effective use of trade, investments and transport towards economic growth and integration into global markets. In short, effective use of trade, investments and transport to fulfill the 7 MDGs and attain sustainable development.



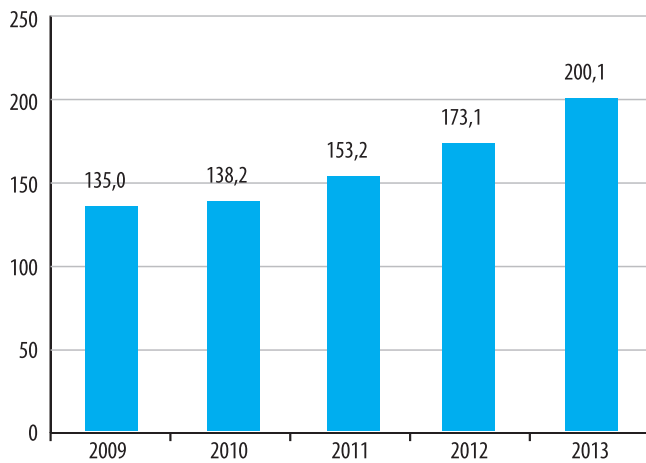
1. Status of the National Goal

Sub-Goal 1. Effective use of Official Development Assistance (ODA) in the form of grants and soft loans provided between 2001-2013 for progress towards MDGs

In absolute terms, the amount of aid grew year to year between 2008-2013 and the amount of soft loans nearly doubled between 2000-2013. The share of ODA in GDP and Government budget remained stable

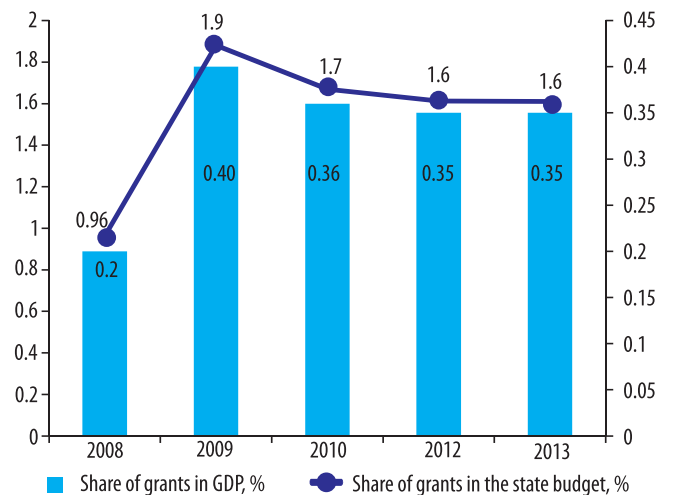
In absolute terms, the amount of aid grew year to year between 2008-2013 and the amount of soft loans nearly doubled between 2000-2013. The share of ODA in GDP and Government budget remained stable

Diagram 8.1. Amount of Grant Aid to Uzbekistan: 2008-2013, USD million



Source: Ministry of Finance

Diagram 8.2. Grants as Percentage of GDP and Government Budget Revenues in Uzbekistan in 2008-2013, %



Source: Estimations of experts

- Between 2008 and 2013, Uzbekistan received a total of USD 860.4 million in terms of grants and technical assistance, with an annual growth in absolute terms of 3.3 times and a per capita growth of nearly 3 times. At the same time, the ratio of grants received to GDP and government

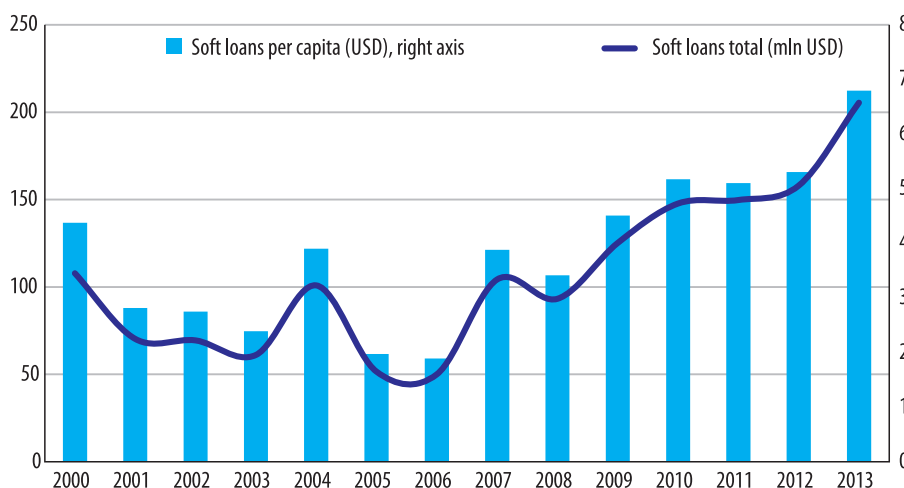


Diagram 8.3. Soft Loans Received in 2000-2013, USD million

Source: Ministry of Finance

57.3% of grants were channeled to the social sector

budget remained stable: between 2009-2013, the share of grants in GDP was at 0.3-0.4%, and against the government budget – at 1.6%-1.8 %.

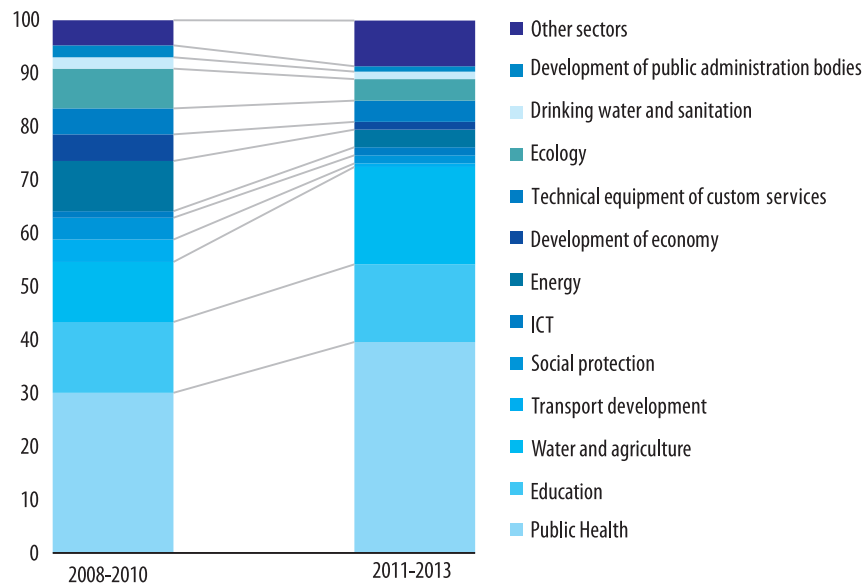
- Between 2000 and 2013, Uzbekistan received USD 1.5 billion in soft loans, an annual amount doubled from USD 107.8 million in 2000 to USD 205.4 million in 2013. The per capita growth was 1.6-fold. Yet, the use of soft loans did not cause sharp growth in the external debt of the country between 2000-2013. As of 2013, the total external debt was under 16% of GDP, which is lower than moderate according to international criteria. Uzbekistan is among countries where the ratio of official assistance to gross national income is under 1%.

Over half of the grants were channeled to the social sector while most of the soft loans were channeled to the transportation infrastructure, agriculture, housing and utilities

- 57.3% of grants were channeled to the social sector, especially to health and education programmes, which facilitated progress towards reaching

Diagram 8.4. Grants Received: Key Trends in 2008-2013, %

Source: Ministry of Finance



the MDGs. The percentage of spending (out of total amount of grants) on health and education grew from 43.3% in 2008-2010 to 54.1% in 2011-2013. Focus on allocation to the social sphere will grow, with over 60% of all grants expected to be earmarked for social sectors between 2014-2016.

- Soft loans, in the meantime, were channeled to the transportation infrastructure (27.3%) followed by agriculture (13.5%) and housing and utilities (14.9%) sectors. These latter two sectors contributed to the improvement of living standards (national MDG 1), development of efficient agricultural technologies (MDG 7) etc.

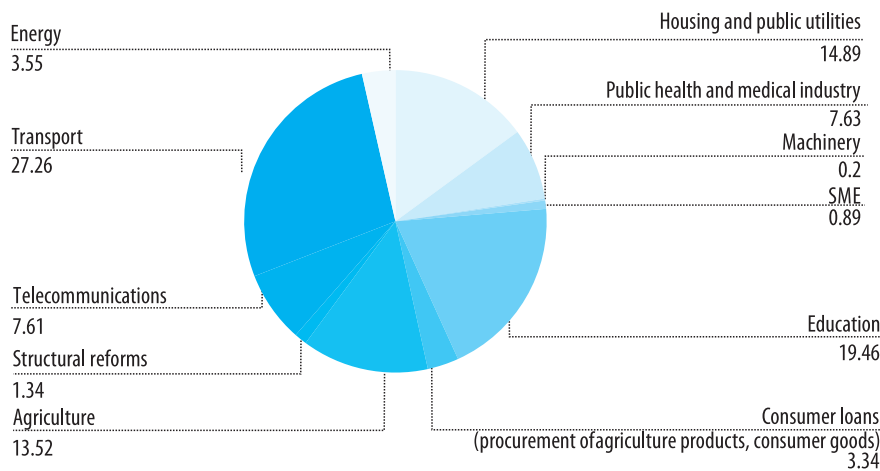


Diagram 8.5. Distribution of Soft Loans by Sector, 2000-2013, %

Source: Ministry of Finance

In the period of 2008-2013, the share of bilateral donors in the composition of grant aid went up from 43% to 63%.

Most aid is allocated through bilateral assistance

- In the period of 2008-2013, the share of bilateral donors in the composition of grant aid went up from 43% to 63%. International organizations and international financial institutions provided much smaller share of aid (13.3% and 4.2%, respectively, in 2013).

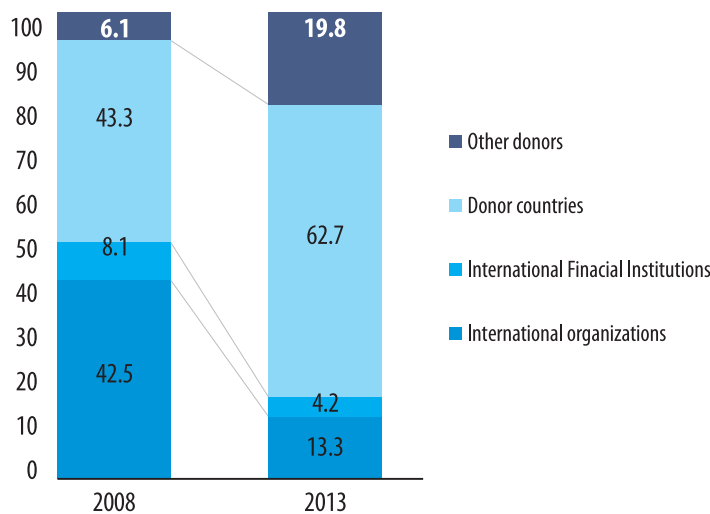


Diagram 8.6. Grants Received: Breakdown by Donors 2008 vs 2013, %

Source: Ministry of Finance

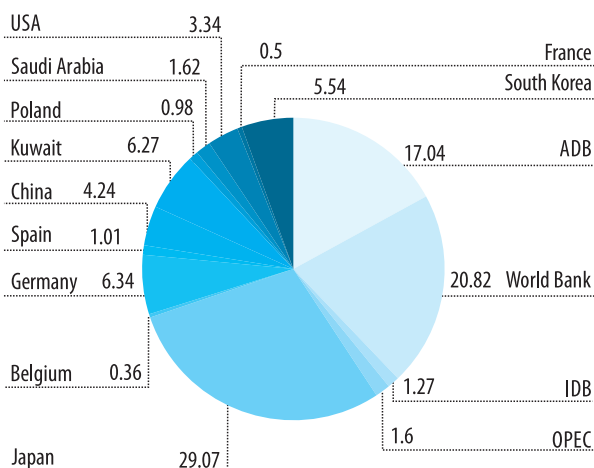


Diagram 8.7. Breakdown of Donors of Soft Loans, 2000-2013, %

Source: Ministry of Finance

Between 2000 and 2013, the foreign trade turnover increased by more than four times from USD 6.2 billion to USD 29.5 billion

- Bilateral donors also accounted for over 60% of all soft loans. Japan has been the largest bilateral donor (29.1%) followed by international organizations – the World Bank (20.8%) and ADB (17%). Germany, South Korea, and Kuwait on average account for 5-6% each of all funding.

Sub-goal 2. Effective use of trade, investments and transport towards economic growth and integration into global markets, with the ultimate objective of reaching the 7 MDGs

The overall trade turnover has been high, with an increase in number of partners and diversity in structure

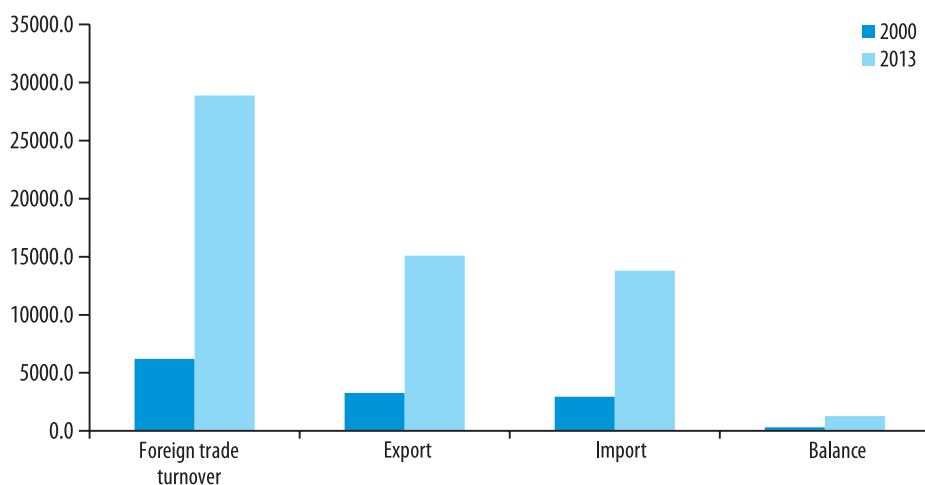
Between 2000 and 2013, the foreign trade turnover increased by more than four times from USD 6.2 billion to USD 29.5 billion. Imports increased from USD 2.9 billion in 2000 to USD 13.9 billion in 2013, while exports rose from USD 3.3 billion to USD 15.6 billion.

Cooperation with international donors was actively used to facilitate international trade and reduce domestic administrative barriers.

The share of investment goods grew significantly in the structure of imports

Diagram 8.8. Foreign Trade Indicators of Uzbekistan: 2000 vs 2013, USD million

Source: State Statistics Committee of the Republic of Uzbekistan



Between 2000-2013 the share of machinery and equipment went up from 35.4% to 43.7 % with appropriate reduction of the share of consumer goods and services. In 2000-2013 the share of cotton in the exports declined significantly while the share of manufactured goods such as passenger vehicles, finished apparel and textiles, chemical and mineral fertilizers rose. In turn, the growth of non-commodity exports enabled to diversify markets geographically to Russia, China, Kazakhstan, Turkey, Singapore, Afghanistan, South Korea and Iran.



Diagram 8.9. Composition of Imports:
2000 vs 2013, %

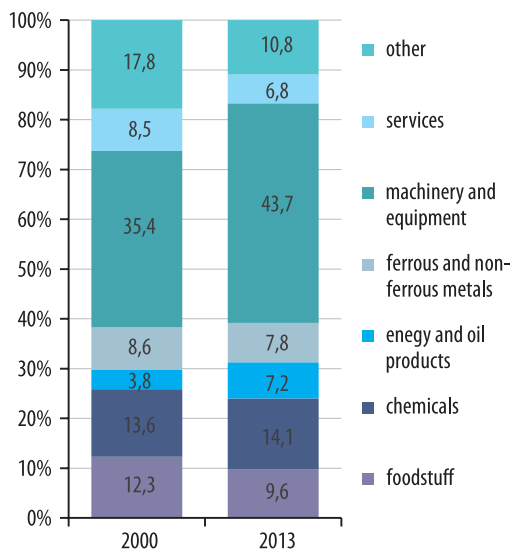
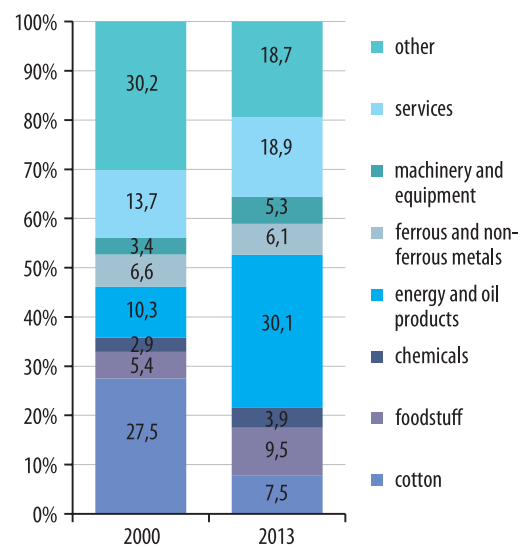


Diagram 8.10. Composition of Exports:
2000 vs 2013, %



Source: State Statistics Committee of the Republic of Uzbekistan

> Strategic roads and railroads were developed or upgraded

- Between 2000-2012, the length of railroads increased from 3471.5 km to 4186.8 km, which enabled the increase of freight turnover from 42.4 to 63.7 billion ton-km. The construction of Tashguzar – Boysun – Kumkurgan railway line was completed, enhancing the economic capacity of the southern regions of the country and providing transport corridor to Afghanistan.
- In the framework of ADB grant for Afghanistan, Uzbekistan Railways built 75-km Hayraton – Mazari-Sharif railway line. 140-km railway line between Marakand in Samarkand oblast and Karshi in Kashkadarya oblast was electrified. This route is the part of the sixth corridor of the Central Asian Regional Economic Cooperation (CAREC). Furthermore, Karshi-Termez railway section will be electrified by 2017.
- 679 km of roads were constructed or rehabilitated, of which 489 km consist of international transport routes. Uzbekistan received over USD 1.4 billion from international financial institutions (ADB, IDB, members of the Arab Coordination Group) considering the strategic significance of modernization of Uzbekistan's road for the entire Central Asian region.

In the last ten years, over 40 international projects were implemented in the ICT sector for a total amount of USD 2.5 billion

Investments were boosted in the development of modern Information and Communications Technologies (ICTs), innovation and experience sharing

In the last ten years, over 40 international projects were implemented in the ICT sector for a total amount of over USD 2.5 billion.

International development assistance to Uzbekistan has abided by a number of guided principles, which generally correspond to international principles for effectiveness of external aid

- In recent years a number of major projects for modernization and development of telecommunications network – the first operator to offer NGN (Next Generation Network) services in Uzbekistan was set up. The country continues phased transition to digital television, and new digital TV transmitters are being commissioned each year. Five of them have been installed in Jizzak, Tashkent, Fergana and Khorezm oblasts.
- Cooperation is underway to set up manufacturing of modern gadgets. Rehabilitation and development of telecommunications network of Uzbektelecom was implemented.
- Cooperation in the area of development, production, and implementation of modern software products is developing consistently. Initiative for implementation of electronic government system is being implemented. Integrated Portal of Interactive Public Services was launched and their number reached 612 as of today. Implementation of the project facilitated development of ICT in the distant regions of Uzbekistan.

2. Key Factors that Contributed to Achievement of the Results

In order to reach the MDGs through the mobilization of international assistance and the effective use of global connectivity opportunities through trade, investments and transport, a number of measures were undertaken by the Government of Uzbekistan with its international partners.

International development assistance to Uzbekistan has abided by a number of guided principles, which generally correspond to international principles for effectiveness of external aid identified in the Paris Declaration for Aid Effectiveness

Aid has benefited from:

- Alignment, whereas the donors' overall support in Uzbekistan has been based on and linked to the priorities of the country, its socio-economic reforms and the national development strategies, programmes, and institutions. The Welfare Improvement Strategies (WIS) for 2008-2010 and 2013-2015 were drafted jointly with international organizations and financial institutions and serve to link support to identified priorities.
- Coordination between donors and the Government on the use of the aid and assessment of the progress in delivery of commitments through drafting of medium-term and long-term development strategy documents.
- Improved mechanisms for mobilization and management of aid, including through the creation in 2008 of an office dedicated to this task and streamlining of mechanisms for interactions between stakeholder ministries and agencies.
- Results based aid, with assistance and loans provided on the basis of the effective use of past grants and low debt.



Investments facilitated the access to modern technologies

Uzbekistan succeeded in expanding its access to modern manufacturing technologies, which in turn increased the output of products with higher value-added and facilitated the creation of jobs. Investments in modern equipment enhanced labour productivity and improved the quality of products. This facilitated the production and export of non-commodity products with high value-added. Access to advanced technologies also supported the modernization of the health and education sectors.

Investments were also facilitated through the creation of special economic zones (in Navoi, Jizzak, and Angren), improvements in laws for investment and overall macro-economic stability.

Modern information and communications technologies, innovation and experience sharing with other countries improved the access to knowledge

Effective international cooperation has been underway in the telecommunications sector, including projects for the modernization and development of telecommunications network and cooperation in the area of development, production, and implementation of modern software products.

Access to knowledge was facilitated by the creation and financing of education programmes for Uzbek students abroad and exchanges with foreign students and professors, as well as the opening of branches of leading international universities in Uzbekistan. The education system was upgraded according to international standards and experiences.

Access to diverse markets was facilitated by increased attention to transportation

The development of railways networks and new transport corridors enabled access to new markets not only to the north but also to the south, east and west directions, helping the landlocked country overcome its geographic isolation and cut the transportation costs in the price of imports and exports. The implementation of the agreements on the international Trans-Afghan corridor will allow to shorten the transportation of Uzbek cargo to Iranian ports by 1,500 km and open new opportunities for transit of cargo of all Central Asian countries. A multimodal logistics center in Navoi was created jointly with South Korean partners as a trans-continental transportation and forwarding hub, connecting East and South-East Asia with Europe, Middle East, and CIS countries.

Development of railway networks and new transport corridors enabled access to new markets not only in the north but also in the south, east and west directions

3. Main Challenges and Objectives for the Future

While the main milestones on the MDGs have been achieved, focus now needs to be put on new goals: the quality of social services; facilitating not only improved livelihoods but also accelerated creation of productive jobs and enabling the active involvement of various groups in economic and social

Success in achieving development goals will depend on increasing investments and development of a vibrant business sector in the country

activities. Other new priorities include facilitating not only the development of energy and water supply infrastructure but also broad implementation of resource-efficient technologies and gradual transition to resource-efficient growth models. The main challenge is that these goals will have to be achieved in the context of declining external assistance in the future.

In this context, the following steps are needed to sustain effective opportunities to tap into cooperation with global and regional partners.

Sustaining access to and the effective use of financial resources to ensure the implementation of new development goals

Continuing efforts to enhance the effectiveness of raising and using external assistance, loans and investments requires further implementation of aid effectiveness principles. This can be greatly facilitated by sustained, strategic dialogue of the Government with donors, stronger sector coordination mechanisms and improved analysis and information sharing on aid flows with all stakeholders. This also includes effective collection of data on donor aid to improve joint monitoring, reporting and assessment.

Improving access to markets

The achievement of a new set of development objectives for 2015-2030 requires wider access to foreign markets. For example, the creation of productive jobs in productive industries will be difficult without scaling up exports and building up presence in foreign markets. In order to achieve these objectives, it is essential to: 1) continue efforts towards the development of alternative transport corridors, reduce transportation costs and increase transit services; and 2) improve institutions and create an environment to promote competitiveness of local businesses to actively integrate into global value chains.

Improving business climate in Uzbekistan in order to attract more investments

Success in achieving development goals will depend on increasing investments and the development of a vibrant business sector in the country. This requires further reforms in strengthening property rights, reducing administrative barriers for doing business, as well as further reforms in macroeconomic and trade policies.

Accelerating access to intangible resources: knowledge, technologies, information, experiences etc.

The economic development achieved so far can further be sustained by transition to a knowledge-based economy and innovations-led growth. In this regard, cooperation with international educational institutions and research centers need to be expanded and knowledge shared.

Conclusion: Way Forward

Uzbekistan demonstrated a strong commitment toward attainment of the Millennium Development Goals. The country already achieved three national targets, on universal primary education, gender equality in primary and secondary education, and reduction in maternal mortality by one-third. Simultaneously, the country has made strides to meet other national MDG targets, with some on track to be achieved by end 2015, including reducing poverty, reducing under-5 child mortality, and elimination of malaria. Nonetheless, enhanced efforts are needed for Uzbekistan to meet all its national targets, especially in improving the quality of education, further reducing infant mortality, halting the spread of HIV and tuberculosis, and ensuring environmental sustainability. A targeted approach to bring the regions that are falling behind up to the national level of achievement of international development goals is considered crucial.

These priorities are in line with the global Post-2015 development agenda and the so called Sustainable Development Goals (SDGs). The nascent SDGs are built on the principle of equity and offer a universal agenda, along with a move from a focus on aid to the responsibilities of Member States. SDGs aim to address priority areas that increase the ambition on existing MDG goals (poverty, health, education, gender) reinforced by new and deeper areas of focus in at least four aspects:

- stronger reflection on the economic dimensions of development, including on inclusive growth, decent jobs, infrastructure and industrialization;
- environmental sustainability, including climate change, biodiversity and ecosystems, and sustainable consumption and production;
- explicit recognition of the importance of peaceful and inclusive societies for sustainable development; and
- focus on inequalities within and between countries.

Conclusion of this second National MDG progress Report will prepare Uzbekistan to start a new conversation with global partners on how the global post-2015 agenda and the set of SDGs will fit within the country's own development planning and priorities for the next period. As it was stated by the country's delegation in the 69th session of the UN General Assembly "Uzbekistan will continue to make every efforts to achieve the MDGs and continue to implement large-scale development programmes in the period after 2015".

As such, formulation of the sustainable development goals needs to be aligned with the ongoing formulation of Vision-2030 national development strategy, that is being developed by Government in cooperation with the World Bank and UNDP. It will be essential to ensure effective cooperation between Government and UN at further stages of development.

As stressed by the President, what has been achieved so far is just the beginning of the long path that the country has chosen: to become a modern, developed, democratic country; to ensure a decent quality of life for the people and for future generations; and to achieve a strong reputation in the international community.

List of Authors

Team Leader

G. Saidova

Coordination group

Y. Abduganieva, H. Rustamov,
K. Mukhamedkhanova

MDG 1

Sh. Ismailov, Y. Abduganieva,
Y. Fayzullaev, D. Karimova,
A. Nuriddinova, D. Akhmedova,
N. Sirajiddinov, I. Kamilov,
K. Mukhamedkhanova,
B. Sharapov

MDG 2

B. Daniyarov, F. Akhmedov,
T. Tursunov, A. Fyodorova,
M. Vakhobov, J. Fattakhova,
U. Islamova, G. Goleva

MDG 3

G. Marufova, D. Kabulova,
A. Odilov, B. Ergashev

MDG 4, 5

S. Ismailov, D. Akhmedova,
N. Islamova, U. Islamova,
D. Khasanova, G. Pulatova,
M. Yuldasheva

MDG 6

N. Atabekov, G. Normuratova,
G. Rajabov, B. Kurbonov,
E. Maksimova, M. Bekmitova,
I. Tyo, N. Parpieva, U. Islamova

MDG 7

B. Rakhmonov, N. Yunusov,
Z. Rakhimov, A. Shabanov,
U. Sobirov, U. Abdurakhmanov,
V. Akhmedjanov, T. Shadibaev,
B. Ergashev

MDG 8

Sh. Shorakhmetov,
Z. Mirakhmedov, A. Urunov,
Z. Sharipov, A. Ganiev,
L. Tashpulatova, I. Kamilov,
A. Azamatov, T. Shadibaev
K. Mukhamedkhanova

International Consultant

Sh. Tadjbakhsh

Data Collection and Analysis

D. Sharipov, A. Odilov,
U. Zakirov, A. Abdurakhmanov,
A. Irmanov, U. Abdullajonov,
Z. Berdinazarov

Layout Design

A. Voynov, I. Ayserkenov,
A. Yuldasheva

Administrative Support

A. Khankhodjaev, B. Djamalov,
B. Raziev, R. Mukhtarova, Y. Yun
N. Alikulova, E. Ustinenko

**Millennium Development
Goals Report
Uzbekistan 2015**

Sign to print 20.04.2015. Format 60x90 $\frac{1}{8}$. C.P.Sh. 11,63.
Offset printing. Fonts MyriadPro. Editions__

Center for Economic Research
Shota Rustaveli Str. tupik 1/5, Tashkent 100070, Uzbekistan.
Phone: (+998 71) 150-02-02

Printed in «Mega Basim»