



**TURKMENISTAN**  
**GOALS** Sustainable Development



# VOLUNTARY NATIONAL REVIEW OF TURKMENISTAN

on the progress of implementation of the Global  
Agenda for Sustainable Development  
2023







# VOLUNTARY NATIONAL REVIEW OF TURKMENISTAN

on the progress of implementation of the Global  
Agenda for Sustainable Development





**CONTENTS**

**FOREWORD** ..... 4

ORGANIZATIONS THAT PARTICIPATED IN THE PREPARATION OF THE VOLUNTARY NATIONAL REVIEW ..... 6

ABBREVIATIONS ..... 7

TABLE OF FIGURES ..... 8

**SUMMARY** ..... 12

**INTRODUCTION** ..... 15

**1. METHODOLOGY AND REVIEW PREPARATION PROCESS**

1.1. Methodological approach to the preparation of a Voluntary National Review ..... 17

1.2. Engagement with stakeholders ..... 20

**2. INTEGRATION OF THE SUSTAINABLE DEVELOPMENT GOALS INTO THE NATIONAL POLICY OF TURKMENISTAN**

2.1. Nationalization of SDGs ..... 22

2.2. Integration of Sustainable Development Goals into national development programmes ..... 25

2.3. Financing of sustainable development: partnership between the UN and the Government of Turkmenistan on the INFF implementation. .... 29

2.4. Impact of the global pandemic on sustainable development implementation and mitigation measures ..... 32

**3. ENGAGEMENT OF STAKEHOLDERS IN THE PROCESS OF ACHIEVING SDGS**

3.1. Institutional measures to engage stakeholders in the implementation of the global Agenda until 2030 ..... 35

3.2. Engagement of business and non-governmental sector in the implementation of the sustainable development policy of Turkmenistan ... 38

**4. PROGRESS TOWARDS ACHIEVING THE SUSTAINABLE DEVELOPMENT GOALS**

Goal 1. End poverty in all its forms everywhere ..... 42

Goal 2. End hunger, achieve food security and improved nutrition and promote sustainable agriculture. .... 52



Goal 3.	Ensure healthy lives and promote well-being for all at all ages . . . . .	62
Goal 4.	Ensure inclusive and equitable quality education and promote lifelong learning opportunities for all . . . . .	76
Goal 5.	Achieve gender equality and empower all women and girls. . . . .	90
Goal 6.	Ensure availability and sustainable management of water and sanitation for all. . . . .	100
Goal 7.	Ensure access to affordable, reliable, sustainable and modern energy for all . . . . .	110
Goal 9.	Build resilient infrastructure, promote inclusive and sustainable industrialization and foster innovation . . . . .	118
Goal 11.	Make cities and human settlements inclusive, safe, resilient and sustainable. . . . .	130
Goal 13.	Take urgent action to combat climate change and its impacts . . . . .	140
Goal 17.	Strengthen the means of implementation and revitalize the Global Partnership for Sustainable Development . . . . .	150
<b>5. CONCLUSION AND FOLLOW-UP STEPS IN ACHIEVING THE SUSTAINABLE DEVELOPMENT GOALS. . . . .</b>		<b>160</b>
ANNEX 1. List of policy documents adopted since 2019 in Turkmenistan . . . . .		162
ANNEX 2. Statistics of national Sustainable Development Goals indicators of Turkmenistan . . . . .		164



## FOREWORD

This Review is a logical continuation of the 2019 Voluntary National Review and presents the progress and interim results that the country has achieved in the process of implementing the Sustainable Development Goals. It should be noted that the established internal mechanism in Turkmenistan for providing annual reports on monitoring the implementation of SDGs is an important institutional mechanism for assessing progress on sustainable development.

We recognize that in the current realities there is a conceptual re-assessment of development, which leads to an inevitable revision of the priorities of countries. Turkmenistan, following the basic principles of SDGs, adheres to a human-centred approach in the formation of national priorities. Therefore, in this Review, in addition to the priority goals recommended by the UN, we have covered and additionally conducted a detailed analysis of six more goals. These are the areas of health and education, food security, gender equality, improving human well-being and environmental protection.

It should be noted that the pandemic of coronavirus infection has made certain adjustments not only in the economic development of the country, but also in all spheres of human life. The adoption

of new policy documents made it possible to mitigate and minimize the negative consequences of the pandemic.

The strengthening of measures to support the population and business resulted in ensured stability of the economy to external challenges and shocks. For example, by the end of 2022, despite the negative trends that have been continuing in the global and regional economy, the GDP in comparable prices increased by 6.2% compared to last year.

In the process of writing the Review, we built on the tools recommended by the UN and widely used globally, such as the Development Finance Assessment, Rapid Integrated Assessment (RIA).

The RIA, in particular, demonstrated that Turkmenistan maintained a consistently high level of coverage of SDG targets and indicators in strategic and policy documents (85% in 2022).

The Review also pays special attention to the importance of observing the principle of full involvement of all stakeholders, among which it is important to single out representatives of scientific institutions, civil society, business, academia, and international organizations. The analysis of the contribution of the private and non-governmental sectors to the implementation of the sustainable development policy of Turkmenistan has been carried out.

The Review demonstrates how far Turkmenistan has progressed since the first VNR in 2019. During this short period, targeted measures were taken to increase social resilience and well-being of the population, preserve economic



stability and create a better future for the younger generation. Conducting a systematic assessment of the national course towards sustainable development is a paramount and imperative measure that contributes to an objective understanding of development not only through its own prism of values, but also through the opinions and contributions of the entire international community.

We express our appreciation and words of gratitude to everyone who took part in the development of this Review. We are confident that joint work on the cre-

ation of this document, supported by the recommendations of the international community, will contribute to the adoption of rational decisions and consistent actions, bringing us closer to the targets and goals set.







## **ORGANIZATIONS THAT PARTICIPATED IN THE PREPARATION OF THE VOLUNTARY NATIONAL REVIEW**

Ministry of Foreign Affairs  
of Turkmenistan

Ministry of Finance and Economy  
of Turkmenistan

State Committee of Statistics  
of Turkmenistan

Mejlis of Turkmenistan

Agency of Transport and  
Communications under the Cabinet  
of Ministers of Turkmenistan

Ministry of Health and Medical Industry  
of Turkmenistan

Ministry of Agriculture and  
Environmental Protection of  
Turkmenistan

Ministry of Energy of Turkmenistan

Ministry of Labour and Social  
Protection of the Population  
of Turkmenistan

Ministry of Education of Turkmenistan

Ministry of Culture of Turkmenistan

Ministry of Defence of Turkmenistan

Central Bank of Turkmenistan

“Turkmenaragatnashyk” Agency

State Committee for Water  
Management of Turkmenistan

Ashgabat city Municipality

Academy of Sciences of Turkmenistan

Institute of State, Law and Democracy  
of Turkmenistan

Union of Industrialists and  
Entrepreneurs of Turkmenistan

UN Permanent Coordinator’s Office  
in Turkmenistan

United Nations Development  
Programme

UN agencies

Non-governmental organizations  
(NGOs)





## ABBREVIATIONS

AIC	Agro-Industrial Complex
RIA	Rapid Integrated Assessment
GDP	Gross Domestic Product
WHO	World Health Organization
HPV	Human Papillomavirus
UNIVERSITY	Higher Education Institution
WTO	World Trade Organization
VNR	Voluntary National Review
HH	Household
UN DESA	Un Department Of Economic And Social Affairs
EU	European Union
UNECE	United Nations Economic Commission For Europe
INFF	Integrated National Financing Mechanisms
MICS	Multiple Indicator Cluster Surveys
IOM	International Organization for Migration
ILO	International Labour Organization
OSCE	Organization for Security and Co-Operation in Europe
NDC	Nationally Determined Contribution
UN	United Nations
UNDP	United Nations Development Programme
PCR	Polymerase Chain Reaction
FCTC	World Health Organization Framework Convention on Tobacco Control
UNFCCC	UN Framework Convention on Climate Change
CIS	Commonwealth of Independent States
SPECA	Un Special Programme for the Economies of Central Asia
UIE	Union of Industrialists and Entrepreneurs of Turkmenistan
SCO	Shanghai Cooperation Organization
SDGS	Sustainable Development Goals
ECOSOC	United Nations Economic and Social Council
ESCAP	United Nations Economic and Social Commission for Asia and the Pacific
CAREC	Central Asian Regional Economic Cooperation
UNESCO	United Nations Educational, Scientific and Cultural Organization
UNICEF	United Nations Children’s Fund
UNFPA	United Nations Population Fund



## TABLE OF FIGURES

Figure 1.	Process of preparation of the VNR of Turkmenistan-2023 . . . . .	18
Figure 2.	Level of integration of the SDG targets adopted by Turkmenistan into the policy documents under implementation for 17 SDGs (RIA-2022), % . . . . .	26
Figure 3.	Implementation of the SDG targets into the national policy documents along 5 key elements in Turkmenistan (% of the targets) . . . . .	27
Figure 4.	Dynamics of integration of SDG targets into the national policy documents under implementation in relation to the number of targets adopted by Turkmenistan, % . . . . .	28
Figure 5.	Share of individual components in the total amount of development finance, 2020, % . . . . .	30
Figure 6.	Correlation between SDG 1 “No poverty” and other SDGs and policy documents of Turkmenistan . . . . .	43
Figure 7.	Coverage by social benefits and payments, % . . . . .	46
Figure 8.	Share of social expenditures in the total amount of public expenditures, % . . . . .	48
Figure 9.	Correlation between SDG 2 “Zero hunger” and other SDGs and policy documents of Turkmenistan . . . . .	53
Figure 10.	Prevalence of stunting, wasting and overweight in Turkmenistan, % . . . . .	54
Figure 11.	Prevalence of stunting, wasting and overweight in the regions of Turkmenistan, % . . . . .	55
Figure 12.	Gross agricultural output in current prices, billion manats . . . . .	57
Figure 13.	Correlation between SDG 3 “Good health and well-being” and other SDGs and policy documents of Turkmenistan . . . . .	63
Figure 14.	SPAR Indicator for Turkmenistan by year, % . . . . .	65
Figure 15.	Maternal mortality rate in Turkmenistan, the number of maternal deaths per 100,000 live births . . . . .	66
Figure 16.	Fertility rate among adolescent girls (15–19 years old) per 1000 adolescent girls . . . . .	67
Figure 17.	Proportion of boys and girls (9 years old) covered by immunization with HPV-1, HPV-2 vaccines, % . . . . .	69
Figure 18.	The proportion of the target population covered by immunization with all vaccines included in national programmes, % . . . . .	71
Figure 19.	Incidence of hepatitis B per 100,000 people. . . . .	71



Figure 20.	Mortality as a result of road accidents, number of cases per 100,000 population . . . . .	73
Figure 21.	Correlation between SDG 4 “Quality education” and other SDGs and policy documents of Turkmenistan . . . . .	77
Figure 22.	Early Childhood Development Index in 2019, % . . . . .	79
Figure 23.	Ratio of the number of girls and boys in secondary schools of Turkmenistan, % . . . . .	80
Figure 24.	Reading and numeracy skills, % . . . . .	81
Figure 25.	Completion rate education in 2022, % . . . . .	82
Figure 26.	Number of students trained in higher and secondary vocational training institutions of Turkmenistan, thousand people . . . . .	83
Figure 27.	Ratio of girls and boys in secondary vocational training in Turkmenistan,% . . . . .	83
Figure 28.	Ratio of girls and boys in higher vocational training in Turkmenistan, % . . . . .	84
Figure 29.	Provision of schools with basic infrastructure, % . . . . .	85
Figure 30.	Ratio of teachers in pre-primary institutions of Turkmenistan by sex, % . . . . .	87
Figure 31.	Correlation between SDG 5 “Gender equality” and other SDGs and policy documents of Turkmenistan . . . . .	91
Figure 32.	Percentage of women aged 20–24 who have entered into marriage or union under the age of 15 and under the age of 18, % . . . . .	95
Figure 33.	Correlation between SDG 6 “Clean water and sanitation” and other SDGs and policy documents of Turkmenistan . . . . .	101
Figure 34.	Distribution of water resources of Turkmenistan by economic sectors in 2021, % . . . . .	102
Figure 35.	Water load level: freshwater intake as a percentage of available freshwater resources, % . . . . .	103
Figure 36.	Share of the population using water supply services organized in compliance with safety requirements, % . . . . .	104
Figure 37.	Share of safely treated wastewater, % . . . . .	105
Figure 38.	Correlation between SDG 7 “Affordable and clean energy” and other SDGs and policy documents of Turkmenistan . . . . .	111
Figure 39.	Electricity production, billion kWt/h . . . . .	113
Figure 40.	Energy intensity of GDP by energy consumption, TOE/thousand manats . . . . .	115
Figure 41.	Correlation between SDG 9 “Industry, Innovation and Infrastructure” and other SDGs and policy documents of Turkmenistan . . . . .	119
Figure 42.	Passenger and cargo traffic . . . . .	121



Figure 43.	Share of manufacturing in GDP in 2015–2022, % . . . . .	122
Figure 44.	Share of the small and medium-sized output in industry, % . . . . .	123
Figure 45.	Share of small and medium-sized enterprises with a loan or credit line, % . . . . .	124
Figure 46.	Share of R&D expenditures in GDP, % . . . . .	126
Figure 47.	Number of users of digital banking products, thousand people . . . . .	128
Figure 48.	Dynamics of growth of mobile banking users, thousand people . . . . .	128
Figure 49.	Correlation between SDG 11 “Sustainable Cities and Communities” and other SDGs and policy documents of Turkmenistan . . . . .	131
Figure 50.	The volume of mortgage lending, billion manats . . . . .	133
Figure 51.	The ratio of building rates and population growth rates, % . . . . .	134
Figure 52.	Structure of the housing stock by form of ownership, % . . . . .	135
Figure 53.	Correlation between SDG 13 “Climate Action” and other SDGs and policy documents of Turkmenistan . . . . .	141
Figure 54.	Direct greenhouse gas emissions in 2011–2018, by year (CO <sub>2</sub> equivalent) . . . . .	146
Figure 55.	Correlation between of SDG 17 “Partnership for the Goals” and other SDGs and policy documents of Turkmenistan . . . . .	151
Figure 56.	Foreign direct investments to GDP, % . . . . .	155
Figure 57.	Exports growth rate, % . . . . .	156
Figure 58.	The share of the non-state sector in GDP (excluding fuel and energy complex), % . . . . .	157







## SUMMARY

### Unique features of the Second Voluntary National Review

The Second Voluntary National Review of Turkmenistan in achieving the SDGs has several unique features.

First, in addition to the priority goals recommended by the UN, the current Review includes six more goals reflecting the key strategic areas of the country's development, namely:

- healthcare;
- quality and inclusive education;
- food security;
- gender equality;
- improving people's well-being;
- environmental protection.

Secondly, like all countries in the world, Turkmenistan has experienced the consequences of the COVID-19 pandemic. The Review presents Turkmenistan's national experience in countering the pandemic, due to which the country was able to move to new sustainable development parameters.

Thirdly, the progress on improving the institutional framework for ensuring the effective implementation of SDGs is shown. This entails enabling conditions for the development of digitalization, entrepreneurship and the harnessing of innovative and environmentally friendly technologies for current and future generations.

Fourth, the assessment of new strategic policy documents for the integration of SDGs was carried out. The assessment has shown that the level of incorporation of SDG targets into strategies, programmes and action plans remained high, that is 85%. This ensured the continuity of SDG implementation in both the completed and newly adopted national programmes.

### Human-centred approach is at the core of the sustainable model of governance

The country's commitment to achieving SDGs contributed to the creation of a holistic model of sustainable development with a focus on the individual and improving the well-being of every citizen of the country.

About 75% of the State budget of Turkmenistan is allocated for the development of the social sphere. Targeted assistance and services for socially vulnerable segments of the population are being introduced and preferential programmes for the youth are under way.

In the medium and long term, the human-centred approach will be the basis for the formation of priorities of Turkmenistan's national policy.

### Introduction of "green" technologies and climate change actions

Turkmenistan is taking comprehensive measures to minimize the negative effects on the environment and climate change. The widespread introduction of energy-saving and environmentally friendly technologies is central to national socio-economic programmes. The



active process of digitalization also contributes to increasing the sustainability of the economy and the “green” transition.

Turkmenistan is one of the few countries not only in Central Asia, but around the world, which implements its own National Climate Change Strategy and the National Programme for the Aral Sea, 2021-2025.

Turkmenistan will continue to consistently introduce systematic measures to reduce GHG emissions in the energy, transport, agriculture, industrial processes, and through developing adaptation and measures for disaster risk reduction.

### **Engagement of all institutions and stakeholders**

The engagement of all government institutions and stakeholders ensures a holistic and systematic approach to the implementation of SDGs. In addition to government agencies, non-governmental, academic and private sectors in the country, the implementation of SDGs is supported by a representative body exercising legislative power, the Parliament. The Parliament acts as a link between the people and government institutions, ensuring the implementation of the principle of “leaving no one behind”.

Turkmenistan has established and operated an internal reporting mechanism for monitoring SDG implementation. Every year, the SDG Coordinating body, represented by the Ministry of Finance and Economy of Turkmenistan, together with other government agencies and

stakeholders, submits a National Report on the progress of achieving SDGs to the Cabinet of Ministers of Turkmenistan.

### **Youth is the foundation and guarantor of sustainable Turkmenistan**

One of the drivers for the development of the state is the youth, for whom the most enabling conditions are created in the country. The year 2023 has been declared as the year that will be held under the motto “Happy Youth with Arkadag Serdar” in Turkmenistan.

Every year in Turkmenistan, with the support of the UN, SDG Ambassadors are selected among the country’s younger generation. They propose new ideas and contribute to the establishment of an inclusive partnership platform, promoting public awareness on sustainable development issues.

### **Expanding partnerships for the benefit of every citizen**

The 2030 Agenda in Turkmenistan is achieved through effective partnerships with international institutions and organizations. In order to boost trade and investment, consolidate the position of domestic producers in foreign markets, Turkmenistan has set a clear goal of acceding the World Trade Organization (WTO). In 2020, Turkmenistan received observer status in the WTO, followed by the status of a country acceding the WTO in 2022. Turkmenistan’s accession to the WTO is one of the important conditions for achieving the country’s goals related to ensuring decent work, economic growth, innovation and infrastructure development, and developed partnerships.





### **Current and future priorities for SDG implementation**

The high level of integration of national priorities with the SDGs requires sufficient investment from the state. Turkmenistan aims to fulfill the commitments made under the Addis Ababa Action Agenda to improve national financing systems.

In 2021, Turkmenistan launched the implementation of an Integration National Financing Framework (INFF).

The SDG localization is an important aspect of incorporating them into all areas of the country's life. The state will work in a targeted way on the integration and institutionalization of

SDGs on localities. The Government aims to work more actively with local executive bodies to integrate SDG targets and indicators that correspond to the specifics and challenges of specific areas. This, in turn, will enable to tailor selective policies and measures to the needs of various target populations with the aim of "leaving no one behind".





## INTRODUCTION

The creation of all necessary conditions for a decent life and free human development is the fundamental component of the socio-economic strategy of Turkmenistan. The social vector in national policy contributes to achieving significant success in implementing the basic principle of the 2030 Agenda “leaving no one behind”. This principle lays a foundation for the policy pursued in the country to involve the population in socio-economic, political and other spheres of life.

Since the adoption of SDGs, Turkmenistan has taken a number of important steps. The short-, medium- and long-term state policy documents implemented in the country strengthen the foundations of sustainable economic and social development. Enabling conditions are being created for the development of digitalization, entrepreneurship and the harnessing of innovative and environmentally friendly technologies for present and future generations.

The implementation of SDGs in Turkmenistan is a logical continuation of the country’s social policy and is focused on improving the general welfare of the population, the widespread adoption of a healthy lifestyle, creating conditions for inclusive, equal and high-quality education for all, ensuring gender equality, digitalization and innovation in all spheres of the

economy. In recent years, about 75% of state budget expenditures have been allocated to the social sphere, including healthcare, education, labour and social protection, culture, housing and communal services.

There is already significant progress on many Sustainable Development Goals. This is because the goals and objectives of the 2030 Agenda for Sustainable Development coincide with the priorities of socio-economic development of Turkmenistan and are laid down in the basis of national policy documents. Even before the adoption of the 2030 Agenda, Turkmenistan has achieved tangible results in the implementation of the Millennium Development Goals.

The country continues to implement effective measures to adapt and mitigate the climate change impacts, for environmental protection, “greening” of economic sectors, and rational use of natural resources. Ensuring the realization of human rights and gender equality in the economic, political and cultural life of the country remain important priorities of government policy. Special attention is attached to the expansion of a socially oriented course in economic policy aimed at increasing the welfare of people and the implementation of “leaving no one behind” principle.

Since 2019, Turkmenistan has developed and adopted more than 50 medium- and long-term national policy documents aimed at further improving the standard of living and social protection of the population, human capital, ensuring a healthy lifestyle and environmental safety, sustainable



industrialization, economic growth and productive employment, infrastructure development and innovation (Annex 1).

Following the implementation of measures set in policy documents, over the period 2019–2022, monetary incomes per household increased by more than 32.7%, average monthly wages in large and medium enterprises by 34.6%, average monthly pensions by 33.7%, state benefits by 48.2%.

Industrial production for the period 2019–2022 increased by 27.8%, agriculture – by 30.3%, state budget revenues – by 50.1%. State budget expenditures for healthcare – by 27.6%, education – by 37.7% have been significantly increasing.

Over the period 2019–2022, foreign trade turnover increased by 30.1%, including exports – by 32.1%.

Thus, the state planning system of Turkmenistan ensures the progressive implementation of the country's strategic objectives on the path of sustainable development





# 1. METHODOLOGY AND REVIEW PREPARATION PROCESS

## 1.1. Methodological approach to the preparation of a Voluntary National Review

The methodology of the Review is based on the Practical Guidelines for the Preparation of the Second Voluntary National Review of the United Nations Economic and Social Council (ECOSOC) and the Guidelines for the Preparation of Voluntary National Reviews (version 2023) prepared by the UN Department of Economic and Social Affairs (UNDESA).

### Approaches to the selection of priority SDGs

Taking into consideration that Turkmenistan is steadily developing in many areas of the 2030 Agenda, the Inter-agency Working Group on the VNR Preparation decided, in addition to the Goals recommended by the Agenda, to include additional Goals to be considered by the High-level Political Forum in 2023. Additional goals are related to the cluster SDGs and the main priorities of the country. These goals cover such key areas as environment, including climate change, healthcare, education, food and energy security.

Thus, the Review includes SDG 2 “End hunger, achieve food security and improved nutrition and promote sustainable agriculture”, SDG 3 “Ensure healthy lives and promote well-being for all at all ages”, SDG 4 “Ensure inclusive and equitable quality education and promote lifelong learning opportunities for all” and SDG 13 “Take urgent action to combat climate change and its impacts”.

On the recommendation of the UN Resident Coordinator’s Office in Turkmenistan, SDG 1 “End poverty in all its forms everywhere” and SDG 5 “Achieve gender equality and empower all women and girls” have been included to the Review additionally. There were good outcomes for these goals and work has been successfully completed within the Joint Programme to Improve the Social Protection System and Introduce Inclusive Quality Social Services; and a Survey Report on the National Sample Survey on the Health and Status of Women in the Family in Turkmenistan has been published.

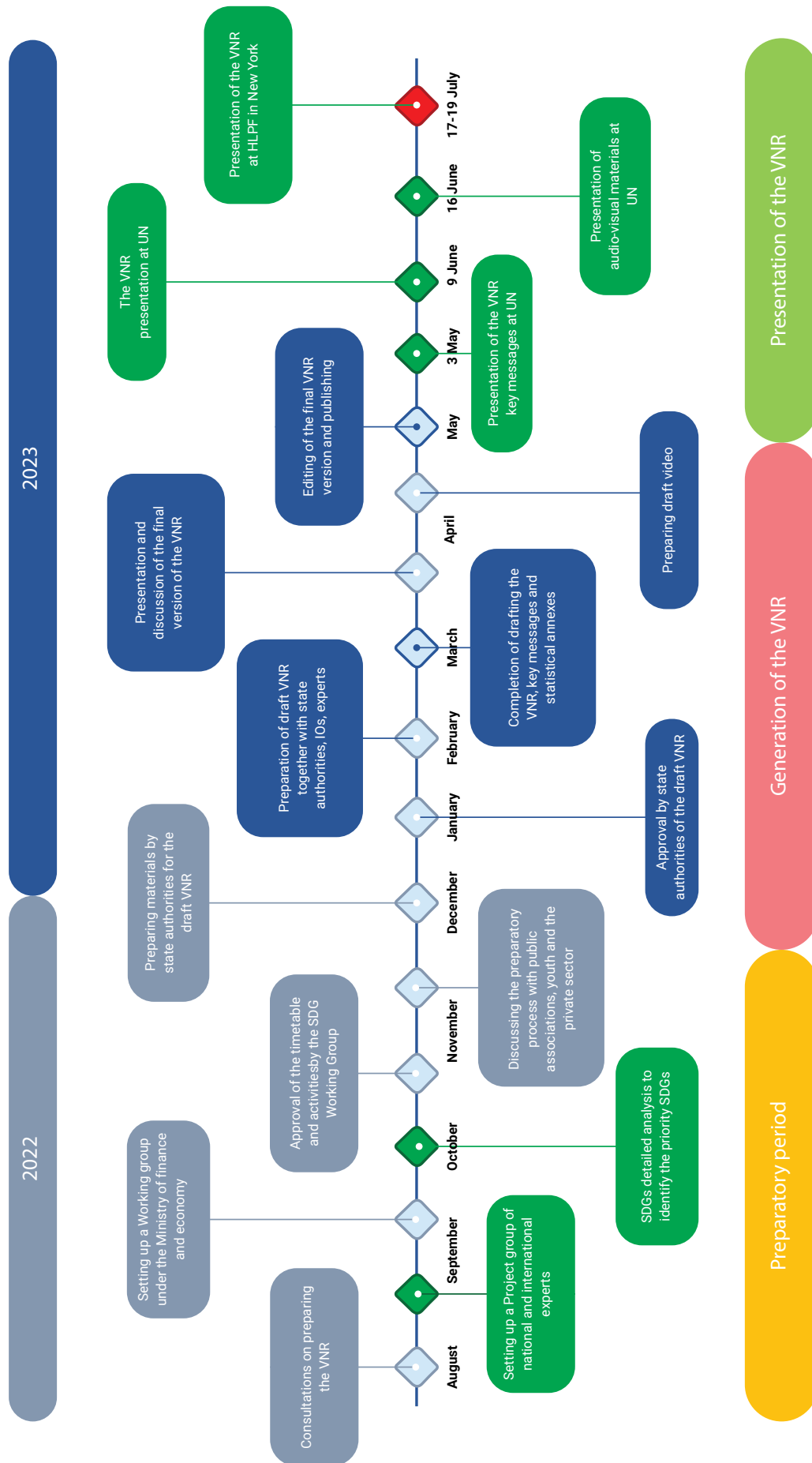


Figure 1. Process of preparation of the VNR of Turkmenistan-2023





**Therefore, the Review will provide information  
on the following SDGs:**



**SDG 1** “End poverty in all its forms everywhere”



**SDG 2** “End hunger, achieve food security and improved nutrition and promote sustainable agriculture”



**SDG 3** “Ensure healthy lives and promote well-being for all at all ages”



**SDG 4** “Ensure inclusive and equitable quality education and promote lifelong learning opportunities for all”



**SDG 5** “Achieve gender equality and empower all women and girls”



**SDG 6** “Ensure availability and sustainable management of water and sanitation for all”



**SDG 7** “Ensure access to affordable, reliable, sustainable and modern energy for all”



**SDG 9** “Build resilient infrastructure, promote inclusive and sustainable industrialization and foster innovation”



**SDG 11** “Make cities and human settlements inclusive, safe, resilient and sustainable”



**SDG 13** “Take urgent action to combat climate change and its impacts”



**SDG 17** “Strengthen the means of implementation and revitalize the Global Partnership for Sustainable Development”



## **Sources of information and its coordination in the process of preparing the Review**

Data from national and sectoral development programmes, along with reports of international organizations, including within the framework of international commitments on social policy, gender equality, climate change, strengthening cooperation, and others, was used in the development of this VNR. Concurrently, the main data source of the national SDG indicators was the SDG database of the State Statistics Committee of Turkmenistan.

In order to identify the availability of data and methodology for all SDGs and their compliance with global metadata, a mid-term review of the SDG achievement was conducted in 2021. Within this activity, meetings were held on each of the SDGs with the participation of specialists from relevant ministries and agencies of Turkmenistan, UN agencies and other international organizations. Following these meetings, targets and indicators that were not a priority for Turkmenistan were excluded. New SDG targets and indicators have been adopted, ministries and agencies responsible for methodology development, data collection, processing and analysis have been re-assigned accordingly.

In the process of preparing the Review, verification of statistical data was carried out using various methods. The analysis carried out on their basis, as well as the conclusions made were coordinated with representatives of government agencies, non-governmental organizations, experts in certain areas and stakeholders.

## **Obstacles**

The main obstacles when preparing the Review were related to gaps in reporting on SDG indicators and a number of analyzed indicators at the national and international levels.

The mid-term review identified such gaps as the availability and quality of certain data, the lack of metadata and data disaggregation, and the need to identify data sources for indicators with multiple stakeholders.

## **1.2. Engagement with stakeholders**

### **Parties involved in the development of the Review**

The Review preparation process was inclusive, involving government agencies, the civil society, young SDG Ambassadors, Parliament, the private sector, representatives of academia, UN agencies and a number of stakeholders.

During the process of preparing the Review, the Government of Turkmenistan adhered to the basic principle of the 2030 Agenda on “leaving no one behind”. To this end, a joint Interagency Working Group has been established to prepare the second Voluntary National Review.

The management of the Review preparation was carried out by the Ministry of Finance and Economy of Turkmenistan, as the Coordinating body for implementing the SDGs with the active participation of the Interagency Working Group. The Draft Review went through several rounds of discussions with all stakeholders.





An importance role was assigned to the State Statistics Committee of Turkmenistan, which provided the collection of statistical data and prepared together with ministries and agencies concerned a statistical annex to the Review.

### **Review preparation process**

The preparation of the second Voluntary National Review of Turkmenistan on achieving the Sustainable Development Goals began in 2022 with the adoption of a Joint Action Plan between the Government and the UN for the preparation of a VNR.

The Ministry of Finance and Economy of Turkmenistan coordinated an Interagency Working Group that carried out the development of the second VNR.

The development of a National Action Plan to strengthen SDG reporting in Turkmenistan ensured the data completeness needed for the Review.

Taking into account the experience of preparing the first Voluntary National Review, special attention was paid to the involvement of stakeholders in the process of preparing the Review. Consultations were organized with government agencies, UN agencies, young SDG Ambassadors, the private sector and public organizations.

The main conclusions and follow-up steps to implement the Sustainable Development Goals were identified based on the results of the above-mentioned activities.

The preparation of the VNR was carried out within the joint project between the Ministry of Finance and Economy of Turkmenistan and the United Nations

Development Programme with the allocation of the necessary financial and human resources from the Government of Turkmenistan and with the overall coordination of the UN Resident Coordinator's Office.

The second Voluntary National Reviews of a number of countries were studied in order to take into account the best practices of other countries.

The Government of Turkmenistan and experts also took an active part in consultations on the preparation of the VNR, organized by the UN Department of Economic and Social Affairs (DESA), the UN Economic Commission for Europe (UNECE) and the UN Economic and Social Commission for Asia and the Pacific (UNESCAP).

The Government of Turkmenistan expresses its gratitude to the UN Country Team under the leadership of the UN Resident Coordinator for their support in the preparation of this Review.

We are also grateful to Caitlin Louise Porter, Senior Adviser on the VNR from UNESCAP, and Bakytgul Khambar, Director, Secretariat for SDGs, Institute of Economic Research, Ministry of National Economy of the Republic of Kazakhstan, for expert advice in the process of preparing the VNR.



## 2. INTEGRATION OF THE SUSTAINABLE DEVELOPMENT GOALS INTO THE NATIONAL POLICY OF TURKMENISTAN

### 2.1. Nationalization of SDGs

Turkmenistan is taking incremental steps to nationalize and localize the Sustainable Development Goals until 2030.

In Turkmenistan, as in many countries that have joined the global Agenda for Sustainable Development, a Coordinating body for the implementation of SDGs was identified. In 2017, by the Decree of the President, the Ministry of Finance and Economy of Turkmenistan was appointed as the Coordinating body for SDG implementation, which ensured monitoring and coordination of the process of implementing SDGs at the national level.

The responsibility for creating and maintaining a SDG database has been assigned to the State Committee of Statistics of Turkmenistan for effective monitoring.

The joint work of the Coordinating body and the State Committee of Statistics of Turkmenistan enables to carry out systematic monitoring of the progress of the implementation of the SDG targets and indicators adopted by the country and to develop the necessary measures and policies in a timely manner.

The socio-economic development of Turkmenistan is carried out based on state programmes and plans.

The main steps and actions taken by Turkmenistan to achieve the goals and objectives in the field of sustainable development were highlighted in the book of the National Leader of the Turkmen People<sup>1</sup> “Turkmenistan is on the way to achieving the Sustainable Development Goals”, presented at the 73<sup>rd</sup> session of the United Nations General Assembly and in the First Voluntary National Review of Turkmenistan.

Since the presentation of the First Voluntary National Review, systematic work has been carried out in the country to improve the nationalization of the SDGs. The list of national targets and indicators of the Sustainable De-



<sup>1</sup> Gurbanguly Berdimuhamedov, 2018



velopment Goals has been streamlined based on the activities carried out. As of 23 June 2022, in accordance with the List of amended, excluded and additional SDG' indicators, 136 targets and 180 indicators have been adopted in Turkmenistan, which will be implemented until 2030.

Turkmenistan has launched the process of implementing the SDGs from a good entry point due to the high level of integration of sustainable development goals and targets into national policy documents. Currently, the ultimate goal of the country's long-term development set out in all national policies, plans, concepts and other programmes that reflect the tasks laid down in the global Agenda until 2030, is to improve the standard of living and well-being of the population.

At the beginning of 2022, the country adopted a new long-term Programme "The Revival in the New Epoch of the Powerful State: National Programme of Socio-Economic Development of Turkmenistan, 2022–2052", where the achievement of the 2030 Agenda for Sustainable Development has an important place.

The main goal of the National Programme is the formation of a new model for ensuring the harmonious and sustainable development of the national economy of Turkmenistan which is aimed at:

- ensuring the political, economic, social and cultural development of the country;
- further strengthening of the foundations of national independence and neutrality in the next thirty years;

- improvement of the public administration system in accordance with the changing conditions of the market economy;

- strengthening macroeconomic stability;
- improving the competitiveness of the national economy and strengthening its position at the level of sustainably developing countries of the world;

- increasing the level of industrialization of the national economy, enhancing the implementation of institutional reforms, digital economy and digital technologies, active development of the market economy, small and medium-sized enterprises, creation of an enabling business environment;

- further development of economic sectors based on knowledge, innovations, including economically and environmentally friendly technologies;

- innovative and sustainable development of the country's regions;

- ensuring environmental and food security, promoting the development of the "green economy";

- development of human capital, further improvement of living standards, social protection and employment of citizens;

- ensuring consistent implementation of the UN Sustainable Development Goals in Turkmenistan.

In 2022, "The Program of the President of Turkmenistan for the socio-economic development of the country in 2022–2028" was adopted. The major objectives of this Programme were to ensure sustainable economic growth of the country, structural transforma-



tions of all sectors of the economy, the creation of a robust infrastructure, expanding integration into the global economic system, the introduction of innovations and digital systems in all production areas, increasing the role of private businesses, achieving the stan-

dard of living of the people on a par with economically developed countries of the world.

The issue of SDG localization is closely linked to the regional development in the country. With this view, the Government of Turkmenistan attaches special attention to the issues of industrialization of velayats (regions), expanding the production of domestic products, increasing income of the population, creating new jobs, and improving infrastructure and beautification of human settlements. To address these issues, in 2022, the “National Program of the President of Turkmenistan on reforming the living conditions of population of villages, towns, cities in etraps and etrap centres for the period up to 2028” was adopted.

Therefore, the current strategic and policy documents of Turkmenistan have been developed and implemented through the prism of the SDGs. It is equally important to monitor and evaluate the balancing and integrating of SDGs into national policy.

A logical continuation of the ongoing measures aimed at improving the effectiveness of SDG implementation is the development of a National Action Plan to strengthen the SDG reporting in Turkmenistan. This document is a mid-term strategic vision for the implementation of SDGs in Turkmenistan, built on previously achieved results of the integration of SDGs into national policy, and further priority measures for implementation in the medium term.

The main objectives of the National Action Plan are to enhance structured ap-





proaches and apply optimal practices in the main areas of SDG implementation.

The availability of financial resources is one of the essential factors for ensuring the effective implementation of the country's strategic priorities. Currently, a joint expert group of the Government of Turkmenistan and the UN is actively working to study and develop proposals on the SDGs funding. The introduction of Integrated National Finance Frameworks (INNF) for SDG funding will contribute to the development of such strategic priorities of Turkmenistan as the development of fiscal planning and budgeting, improvement of the investment climate and business environment, development of capital markets and the introduction of innovative financial instruments.

## 2.2. Integration of Sustainable Development Goals into national development programmes

In view of its comprehensive nature, the 2030 Agenda stipulates the transformation of national policies, strategies, concepts and plans for the socio-economic development of the country. This, in turn, requires the incremental implementation of SDG objectives into national policy. Concurrently, in order to effectively integrate the principles of sustainable development into national policy, a systematic audit should be conducted.

In order to determine the relevance of the SDG applicability in the context of

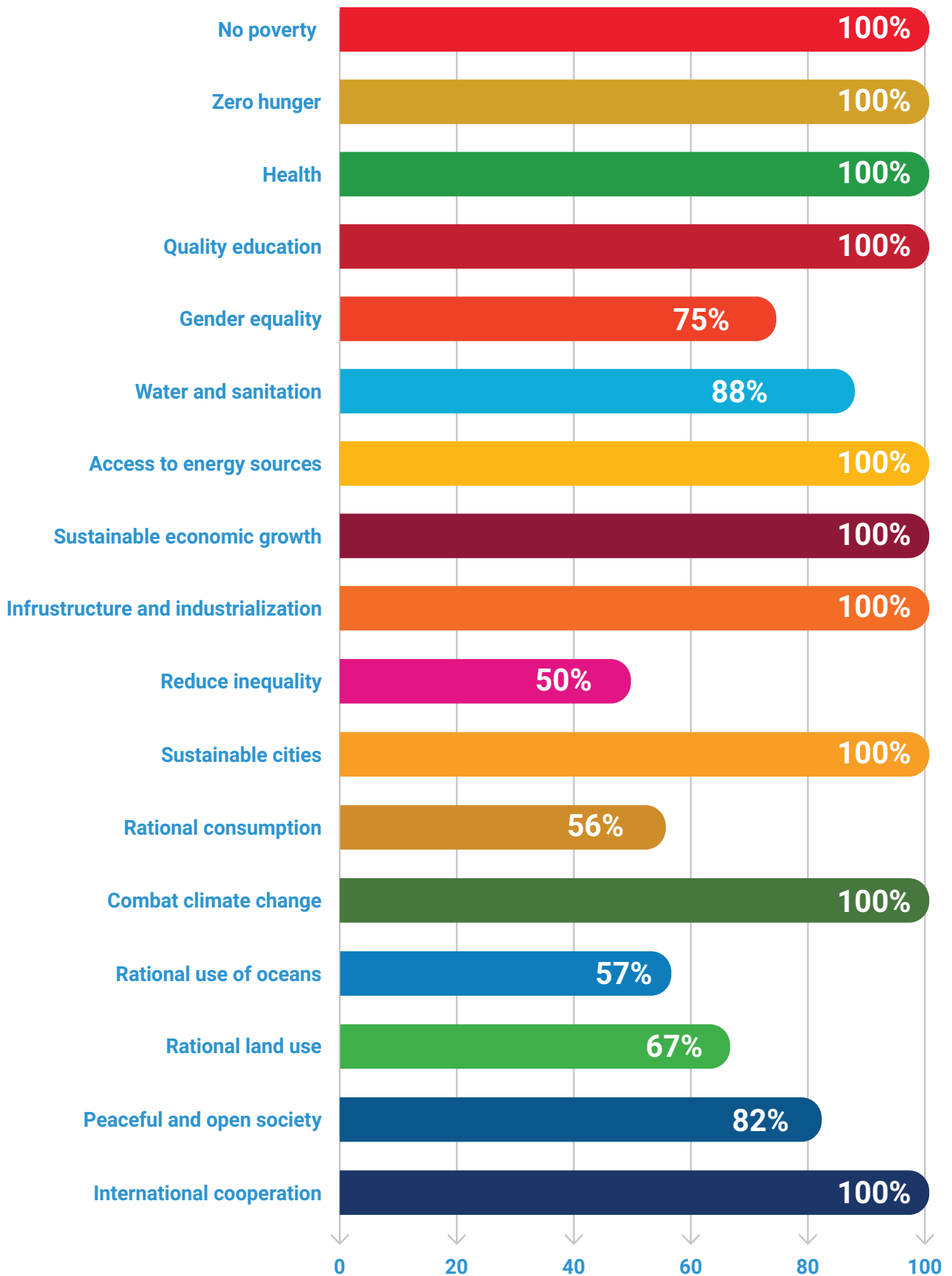
the country, three Rapid Integrated Assessments (hereinafter – RIA) of existing national programmes were conducted in 2017, 2019 and 2022 with the assistance of UNDP.

During the first two assessments, the policy documents adopted in the period 2010–2019 were analyzed, the implementation period of which was mainly planned until 2020 inclusive. According to the results of the assessments, a high level of integration (conceptually) of the SDG targets adopted by Turkmenistan in the current national policy documents, namely, 84% in 2017 and 85% in 2019 was revealed.

In recent years, Turkmenistan has adopted a number of new long and medium term policy documents. In this regard, as part of the preparation to the Review, a third Rapid Integrated Assessment was carried out in 2022. Twenty four policy documents were selectively analyzed within the RIA. A rapid assessment of mapping the compliance of existing policies in Turkmenistan with the SDGs has shown that a level of integration of SDG targets into strategies, programmes and action plans remained as high as 85%.

The assessment has shown that targets adopted by Turkmenistan are fully (100%) integrated in the following SDGs: 1–4, 7 – 9, 11, 13 and 17 (*Figure 2*). For the rest of the goals, the current level of localization of SDG targets in the policy documents implemented by the country varies from 50% (SDG 10 – Reduce inequality within and among countries) to 88% (SDG 6 – Ensure availability and sustainable management of water and sanitation for all).





**Figure 2.** Level of integration of the SDG targets adopted by Turkmenistan into the policy documents under implementation for 17 SDGs (RIA-2022), %



**The following SDGs are most often integrated in sectoral national policy documents:**



**SDG 3** Ensure healthy lives and promote well-being for all at all ages (in 58%);



**SDG 9** Build resilient infrastructure, promote inclusive and sustainable industrialization and foster innovation (54%);



**SDG 4** Ensure inclusive and equitable quality education and promote lifelong learning opportunities for all (50%);

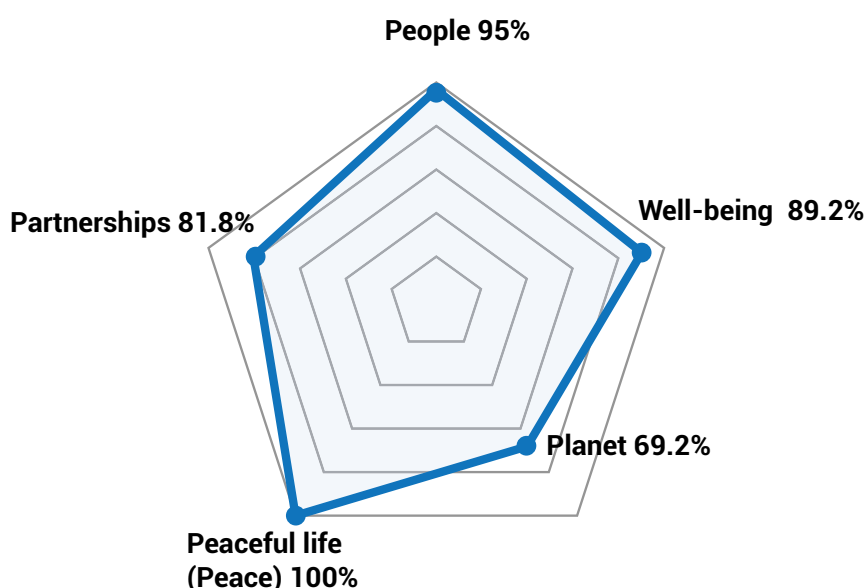


**SDG 17** Strengthen the means of implementation and revitalize the Global Partnership for Sustainable Development (46%).

The global 17 SDGs focus on five key areas: people, planet, peace (peaceful life), prosperity and partnership.

According to the results of RIA-2022, in the reviewed policy documents of Turkmenistan, the targets on “Peace”

(SDG 16) are fully (100%) integrated, the coverage rate for the “People” (SDGs 1–5) is high – 95.0%, the lowest level of localization of targets is related to the “Planet” (SDGs 6, 12–15) – 69.2% (Figure 3).



**Figure 3.** Implementation of the SDG targets into the national policy documents along 5 key elements in Turkmenistan (% of the targets)

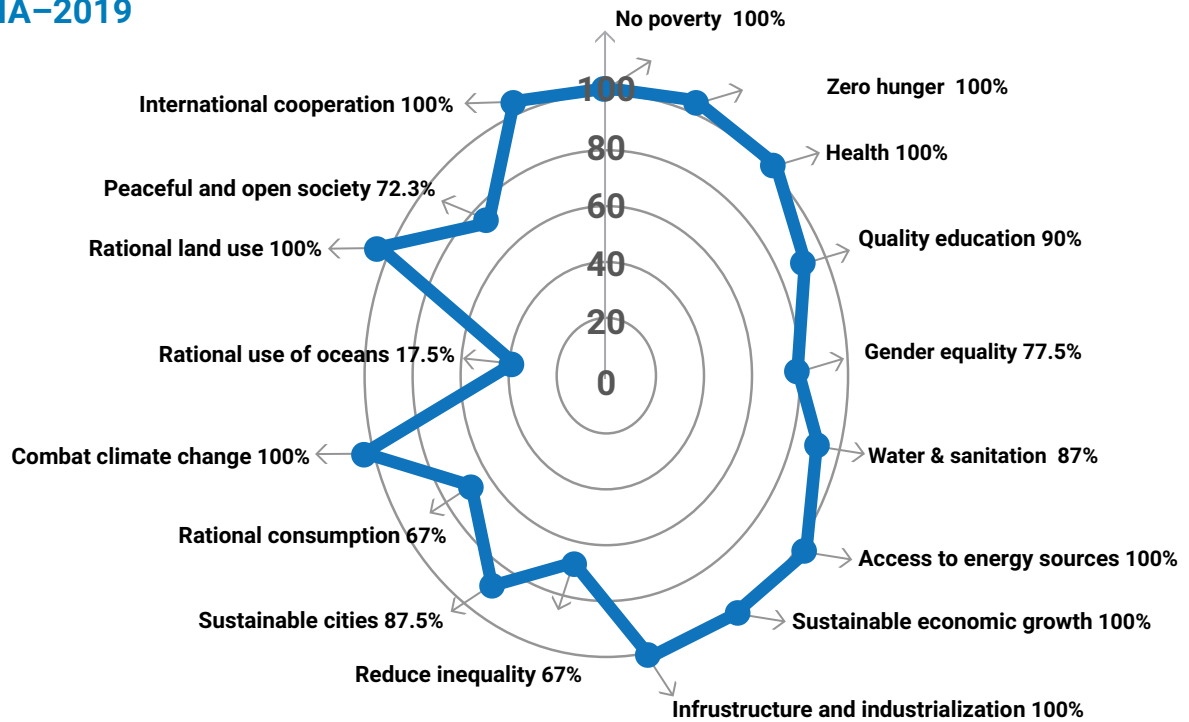




As a whole, the progress is being observed in the dynamics of integration in Turkmenistan: according to the results of the RIA, out of 17 SDGs, the

adopted targets for 8 SDGs were fully integrated into policy documents in 2017, for 9 SDGs in 2019, for 10 SDGs in 2022 (Figure 4).

### RIA-2019



### RIA-2022

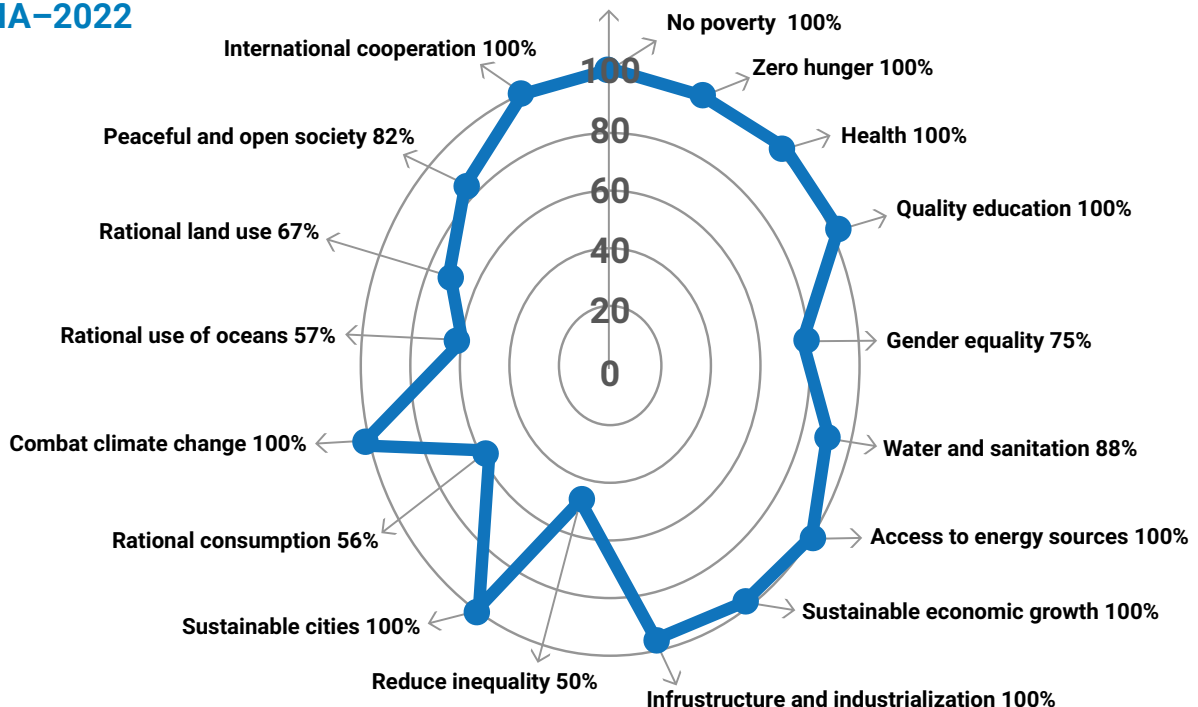


Figure 4. Dynamics of integration of SDG targets into the national policy documents under implementation in relation to the number of targets adopted by Turkmenistan, %



Unlike in the previous period (mainly the 2015–2020 planning period), all 17 SDGs were integrated into the current national policy documents currently implemented in Turkmenistan (2021–2025) (in RIA–2019 there were 16 SDGs, without SDG 14). In particular, by integration we mean the correlation between the goals and targets from the national policy documents and the SDG targets adopted by the country.

A positive trend has been revealed with the inclusion of target indicators in national policy documents, which is extremely important for monitoring progress and achieving the SDGs by Turkmenistan. Compared to 2019, the level of integration of indicators based on the results of the RIA–2022 increased from 29% to 35%, or by 6 percentage points.

From the perspective of implementation mechanisms, the policy documents ensure unification of Action Plans with specific responsible implementing parties and implementation periods assigned to them. Of the 24 national policy documents reviewed in 2022, 91.7% had Action Plans with implementation periods, in 83.3% responsible implementing parties for each activity have been identified (in 2019 – 72.2%).

Concurrently, the RIA–2022 has shown that in order to nationalize SDGs, Turkmenistan needs to take the further follow-up steps, namely:

- improving the regulatory framework for strategic planning;
- identifying the list of the priority indicators-accelerators, for which statistical data is available for inclusion in the policy documents;

- monitoring the progress of each clearly set and adapted by Turkmenistan SDG target to measure SDG implementation in the country, and identify challenges; and
- subsequently developing the ways to address them.

### **2.3. Financing of sustainable development: partnership between the UN and the Government of Turkmenistan on the INFF implementation**

One of the key objectives in the implementation of the 2030 Agenda is the financing of sustainable development.

Turkmenistan fully supported the Addis Ababa Action Agenda and launched the implementation of the Integrated National Financing Framework of the SDGs. This activity is aimed at mobilizing public, private and other sources of financing for the implementation of national development priorities.

The Ministry of Finance and Economy of Turkmenistan and the United Nations signed a Memorandum of Understanding on cooperation in achieving the Sustainable Development Goals in Turkmenistan, which encompasses seven areas of the Addis Ababa Action Agenda.

The country actively engages in global platforms on financing for development, including the ECOSOC forums.

The International Seminar on “Financing the SDG Implementation: the Role of Integrated National Financing



Frameworks (INFF)” held in Ashgabat in May 2020 was yet another important event in this area. The final document of this international seminar was distributed as an official document of the 74th session of the UNGA.

In order to study various approaches to the INFF implementation and to facilitate the work of the National Working group on the SDGs, a Joint Expert group on the financing of the SDGs was set up between the UN and the Government of Turkmenistan on the initiative of the UN. The first meetings of the expert group were held in 2021. They focused on increasing the capacity of experts from government agencies in the field of financing. In 2022, the group supported the process of development finance assessment and worked to enhance the capacity of experts at the country level.

In order to implement the INFF, a development finance assessment in line with the UNDP methodology was carried out in 2022 within the framework

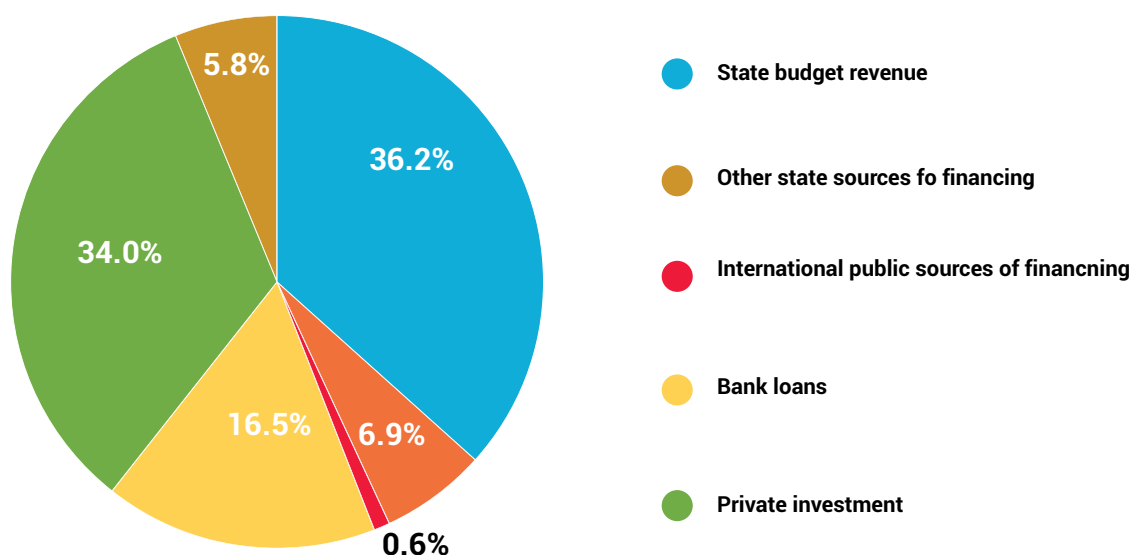
of the project on the “Platform for the Implementation of SDGs, Phase II” between UNDP and the Ministry of Finance and Economy of Turkmenistan and the Regional Project on the “Establishment of the SDG Platform in Central Asia”.

In the total volume of financial flows, state budget revenues have the largest share, which account for 36.2%, private investments account for 34%, loans from the banking sector account for 16.5% (Figure 5).

In recent years, the Government has allocated about 75% of state budget expenditures to the social sphere, including healthcare, education, employment and social protection, culture and housing and communal services.

Concurrently, following the DFA-based strategy of full introduction of the INFF, it is recommended to strengthen measures in the areas of financing as follows:

- improving the structure and classification of public finances in accordance



**Figure 5.** Share of individual components in the total amount of development finance, 2020, %  
 Source: Development finance assessment results (UNDP)



with accepted international standards;

- transition to medium-term budgeting and introduction of a programme budgeting mode;
- improving the structure of expenditures towards increasing the share of capital expenditures for the development of industrial and social infrastructure;
- strengthening coordination and interaction of monetary and fiscal policies in order to more effectively implement strategic reforms and implement the SDGs;
- developing of non-state sources of financing, active cooperation with the private sector and strengthening the policy of public-private partnership in the field of investment in programmes for the development of industrial and

social infrastructure, "green" economy, growth of financing of SMBs from private sources;

- developing of capital market;
- promoting foreign direct investment in the economy of Turkmenistan;
- establishing a direct link between the volume and structure of funding and national priorities in accordance with SDGs;
- improving the institutional capacity of public authorities and competencies of their personnel;
- strengthening monitoring and reporting of data sources with the engagement of all stakeholders in this process, including Parliament, civil society, the private sector and other non-government actors.



## 2.4. Impact of the global pandemic on sustainable development implementation and mitigation measures

The implementation of the global Agenda for Sustainable Development in Turkmenistan, as in other countries, along with global challenges, faced an even more dangerous threat as the COVID-19 pandemic.

In order to mitigate the adverse consequences of the pandemic, Turkmenistan has launched the process of revising and mainstreaming the national strategy for the implementation of key socio-economic reforms, taking into account the global commitments made to achieve SDGs.

Since the emerging of the threat, a Government Commission to combat dangerous infectious diseases has been established promptly. In order to ensure interagency coordination, an operational headquarters was formed from representatives of state authorities responsible for the health, transport, trade, finance and security systems.

The timely response of the Government contributed to reducing the risks of the spread of infectious diseases, as well as mitigating the global impact of the global pandemic on the most vulnerable sectors of the economy.

This was largely facilitated by timely adopted policy documents, such as the “Plan to ensure Turkmenistan’s readiness to counteract acute infectious disease and take rapid response measures”, “National Programme to Reduce the Impact of the current difficult circumstances in the global economy

on the country’s economy and sustainable development of the national economy, 2020–2021”, “Rapid Socio-Economic Response Plan against the pandemic of acute infectious disease in Turkmenistan” (SERP), “Programme to Reduce the Impact of complications on the country’s economy, emerging in the global economy, and the stable development of the national economy for 2022”. These documents were aimed at improving the quality and access to basic health services, ensuring social protection and basic social services, preserving jobs, supporting SMBs, macroeconomic incentives and multilateral cooperation, promoting social cohesion and sustainability at the community level.

The Government continues to take systematic measures in order to implement the long-term interests of sustainable development.

Currently, in order to stabilize the immune status of the population, vaccination of the population over the age of 18 is being actively carried out in the country. The country has also created the necessary stock of preventive vaccines against COVID-19 and other infectious diseases, and work continues to cover the population with preventive vaccination.

Various preventive measures continue to be carried out concurrently in all institutions of the country, and recommendations of WHO, UNICEF and health institutions of Turkmenistan on the significance of compliance with preventive measures against infectious diseases are regularly disseminated through local media.





*As part of the implementation of the Rapid Socio-Economic Response Plan against the pandemic of acute infectious disease in Turkmenistan' (SERP), a Survey on the impact of the global pandemic on the socio-economic situation of households (HH) was conducted in February 2021 in all regions of Turkmenistan. A module developed in accordance with the ILO recommendations was used for the survey.*

*The survey showed that the restrictive measures introduced by the Government of Turkmenistan to prevent the spread of an infectious disease on the territory of the country did not have a significant impact on the socio-economic situation of households receiving additional sources of income, i.e. the model of income flows remained almost the same.*

*The survey revealed that the introduction of preventive measures did not lead to the job loss, and only 2% of citizens reported changing job at that time. State support has been adapted to preserve jobs during the introduction of restrictive measures. The survey results confirmed that restrictive measures did not have a negative impact on the financial situation of households.*

Measures to improve the efficiency of healthcare are also enhanced by actions aimed at supporting the development of key sectors of the economy, improving the fiscal and monetary systems.

The set of measures taken enabled to minimize the consequences of the drop in oil prices, and gradually restore and bring the economy to a pre-pandemic level by 2022. For instance, exports in 2022 increased by more than 1.9 times compared to the level of 2020. The increase in GDP in comparable prices for 2022 amounted to 6.2% and almost reached the pre-pandemic level.

The country pays special attention to food security, which is provided mainly through the production of its own products of the agro-industrial complex. In recent years, Turkmenistan has been actively expanding investment in the agro-industrial complex, including in the creation of modern processing plants. This allowed to almost completely provide the country's population with basic food products.

In the structure of household expenditures in 2022, food costs accounted for 52.9% of total expenditures. This is a fairly high share and significant fluctuations, such as spikes in food prices, may increase the burden on household budgets.

In order to prevent food shortages in the domestic market and ensure sustainable supply chains, a Government Commission was established. The Commission monitors both the prices for basic food products, and centralized imports. The country's markets set an acceptable price ceiling for the main types of food products. At the same time, in order to maintain food security in the country, the crop areas for growing fruits and vegetables, have been increased.



In addition, the Government of Turkmenistan is actively reviewing the foreign trade situation, implementing measures to increase the role of the processing industry and strengthen its export component. This includes deep and complex conversion of natural gas, and processing raw materials of non-hydrocarbon industries.

In May 2021, the Presidential Decree “On Support of Exporters of Turkmenistan” was adopted, which stipulated simplified terms for entrepreneurs and private property enterprises for export operations.

Concurrently, given the vulnerabilities of the private sector, banking institutions of Turkmenistan used combined

financing approaches, including granting the right to a credit moratorium, and obtaining credit resources for the development of private enterprises.

Therefore, today Turkmenistan is following the path towards establishing the basis for sustainable development, taking into account internal and external challenges.





## 3. ENGAGEMENT OF STAKEHOLDERS IN THE PROCESS OF ACHIEVING SDGs

### 3.1. Institutional measures to engage stakeholders in the implementation of the global Agenda until 2030

Turkmenistan has built an effective system for coordinating the implementation of the SDGs at the national level.

The country has created conditions for the engagement of stakeholders not only in the implementation process, but in the process of monitoring the implementation of the SDGs, too. Every year, the Ministry of Finance and Economy, together with other ministries, agencies, the private sector, NGOs, and academia, prepares a National Report

on the progress of achieving the SDGs and submits it to the Cabinet of Ministers of Turkmenistan.

Turkmenistan is one of the few countries where active work is being carried out at the parliamentary level on issues of the global Agenda for Sustainable Development. During the legislative process, a systematic analysis of the adopted laws is carried out for compliance with the SDG targets.

Mejlis (Parliament) of Turkmenistan provides full support for the implementation of the SDGs in the country. It primarily implements the necessary measures to improve national legislation stipulated by the SDGs. In particular, it adopts legislative acts in the field





of improving the welfare of the population, ensuring the rights, freedoms and legitimate interests of people, ensuring food security, protecting the environment, protecting people's health, improving public administration and timely resolving other important issues.

The members of Mejlis (Parliament) of Turkmenistan, along with the adoption of laws, raise awareness about the internal and foreign policy implemented to ensure sustainable development among the public, in their constituencies and the mass media.

Representatives of the Mejlis of Turkmenistan take part in the events, working meetings, conferences dedicated to broad implementation of the SDGs in the country.

Since 2018, a working group of members "Parliamentary Working Group on SDGs" has been functioning in the Mejlis of Turkmenistan under the direct coordination of the Deputy Chairperson of the Mejlis of Turkmenistan. The Deputy Chairperson of the Committee of the Mejlis of Turkmenistan on Economic Issues leads the group, comprising members of the parliamentary Committee on Economic Issues and the Committee on Environmental Protection, Nature Management and Agro-industrial complex.

The Mejlis of Turkmenistan is taking measures to achieve SDGs in accordance with the national development plans of the country and to incorporate them in the legislation of Turkmenistan. For example, over the past years, the Law of Turkmenistan "On Environmental safety" has been adopted and significant amendments have

been introduced to the "Sanitary Code of Turkmenistan" and the "Water Code of Turkmenistan", to the Laws of Turkmenistan "On Subsoil", "On Environmental expertise", "On waste" and others, taking into account SDGs.

The annual State Budget of Turkmenistan is drawn up taking into account its national priorities of sustainable development. For example, in the approved State Budget of Turkmenistan for 2023, special attention has been paid to the distribution of public funds for the most part (74.9%) in social areas, including for the most vulnerable segments of the population.

The Parliament holds events to raise awareness of parliamentarians about the SDGs by displaying and presenting information in open access. The members also participate in the hearing of relevant reports, in training workshops on SDGs conducted by international experts and in cooperation with specialists of the Ministry of Finance and Economy of Turkmenistan.

The Ministry of Finance and Economy of Turkmenistan regularly submits reports to the Mejlis of Turkmenistan on the SDG implementation, informs about the relevant activities and outcomes.

With the support of the UN Resident Coordinator's Office in Turkmenistan, within the project on the "Platform for the Implementation of SDGs", the UN Development Programme developed software for the national SDG database in the State Committee of Statistics of Turkmenistan.

The activity of the Interagency Working Group on the SDGs comprising repre-



representatives of government agencies, the academic and private sectors, civil society, and public organizations has been established.

An available intersectoral mechanism ensures the implementation of the principle of the 2030 Agenda “leaving no one behind”, as well as horizontal and vertical interaction.

There is a Joint Expert group of the Government of Turkmenistan and the UN to study and develop proposals on the INFF implementation for the SDGs. This, in turn, will ensure the harmonization of strategic and budgetary planning, improvement of the investment climate and business environment, development of capital markets and the introduction of innovative financial instruments.

Considerable attention is attached to the engagement of broad segments

of the population in the process of the SDG implementation. The Scientific and Methodological Centre for SDGs under the Institute of International Relations of the Ministry of Foreign Affairs of Turkmenistan has been operating since 2017. The Centre develops curricula, training programmes, methodological and reference materials for secondary schools, secondary vocational and higher education institutions, conducts various seminars, workshops, training activities, lectures for students and civil servants on the implementation and achievement of SDGs.

The youth is at the focus in the process of implementing SDGs. Thus, every year in Turkmenistan, with the support of the UN, young SDG Ambassadors are being selected among the representatives of the country’s younger generation. Each Ambassador represents one





of the 17 goals. Young Ambassadors offer new ideas and contribute to the development of a cooperation platform at the national and regional levels, help to disseminate and raise awareness of the population on sustainable development issues.

The platforms operating in the country, such as the young SDG Ambassadors, the Academy of Preventive Diplomacy of the UN Regional Centre for Preventive Diplomacy for Central Asia (RCP-CA), the Training and Methodological Centre for SDGs continue and enhance activities of young people offering new ideas and promoting common interests at local, regional and international levels.

### **3.2. Engagement of business and non-governmental sector in the implementation of the sustainable development policy of Turkmenistan**

The private sector plays an important role in the socio-economic transformation of the country. The business sector and non-governmental organizations provide significant support in the implementation of the country's commitments under the Global Agenda for Sustainable Development.

Today, Turkmenistan, as many countries, has not yet established special institutions for the engagement of business and the non-governmental sectors in the implementation of the SDGs. Concurrently, the partnership between the Government and the pri-

ivate sector, which is developing on a systematic basis, has a positive impact on the implementation of the country's strategic goals for sustainable development. As noted in section 2 of this Review, 34% of financial flows are made up of domestic private sources of financing. It means that today the private sector is not only a partner of the Government in the implementation of sustainable development targets, but it becomes a source of financial resources, transferring a certain part of the profits into sustainable economic growth and enhanced social inclusion.

The involvement of the business sector and the non-governmental sector in the implementation of the SDGs can be provisionally divided into several areas.

#### **Private sector**

The private sector makes a significant contribution to the development of the country's economy. The Union of industrialists and entrepreneurs of Turkmenistan (UIE) has been operating in the country for more than 15 years. It unites about 28 thousand private businesses operating in almost all spheres of the economy. For almost 15 years, the volume of industrial products produced by the members of the Union has increased by 83 times. The UIE supports the implementation of business development goals, and the improvement of the social sphere and the development of effective institutions in the country. A political party of Industrialists and Entrepreneurs has been established; about 10% of Members in the national Parliament represent the interests of the private sector.





The Union of Industrialists and Entrepreneurs also pays special attention to the issue of personnel training in accordance with the requirements of the contemporary labour market. The country has launched the construction of a new higher education institution of the Union of Industrialists and Entrepreneurs.

*A new higher education institution under the UIE of Turkmenistan will begin accepting students as of the 2025–2026 academic year.*

*The key subject areas at the new education institution will be Entrepreneurship, Management and Information Technology. The new university will consist of a complex of four academic buildings and two dormitories with 300 seats each. The campus will also house a library, a refectory, indoor and outdoor sports facilities. This will be the first non-state university in Turkmenistan.*

Thus, the UIE contributes to the solution of not only economic issues, but also acts as an agent of transformation of the business sphere in accordance with the principles of sustainable development.

### **Non-governmental sector**

The non-governmental sector carries out awareness-raising activity on the implementation of the SDGs. The activity of young Ambassadors is one of the most remarkable examples.

Businesses and the non-governmental sector provide social support to various segments of the population aimed at the reduction of inequality in all its forms according to the principle of “Leaving no one behind”.

For example, the main mission of the non-governmental organization “Ýeňme” is to provide social support to vulnerable groups of the population for their adaptation and integration into society, protection of their rights and interests.

***During 2019–2020, the public organization «Ýeňme» implemented the following projects:***

- 1. Shelter for victims of human trafficking;*
- 2. Information campaigns on combating human trafficking;*
- 3. Creation of income-generating activities for victims of human trafficking;*
- 4. Online information campaign on Prevention of viral infections, including COVID 19;*
- 5. Personal assistant for lonely senior citizens;*
- 6. Social support for people with disabilities 18+;*
- 7. “Become a success” – professional identity of vulnerable women;*
- 8. School of Inclusive Growth – increasing the potential of girls with disabilities from the regions of Turkmenistan;*
- 9. “Warmth of hands” – assistance in the social adaptation of girls with disabilities through the process of learning national crafts and the development of self-employment.*



In social projects, the activity of young people is increasing. In 2023, the youth project “Blindness is not a doom” was launched in the Social Rehabilitation Complex of the Society of the Blind and Deaf of Turkmenistan (SBDT).

This project is being implemented under a grant programme aimed at assisting youth leadership with the support of the International Organization for Migration (IOM) in Turkmenistan within the framework of the project on “Strengthening youth potential through participation in society”.

*The youth project “Blindness is not a doom” was initiated by a young leader who successfully passed the competitive selection. The project is aimed at helping blind people, who lost their sight at a later stage in life, overcome emotional and psychological barriers and develop their skills of adaptation and integration into society.*

The project on “Strengthening youth potential through participation in society” is one of nine youth grants aimed at increasing the potential of young people through strengthening their leadership qualities and attracting young people to participate in social projects with the support of public associations together with young leaders contributing to social,







economic and environmental development in communities.

The non-governmental sector makes a significant contribution to the legal support of both citizens of the country and stateless persons.

One example is the project on “Reduction of statelessness in Turkmenistan”, implemented in 2019–2022 by the public association “Keyik Okara”.

The businesses and non-governmental sector of Turkmenistan have, therefore, great capacity in ensuring sustainable development, and they will be able to make a significant contribution to the implementation of the Global 2030 Agenda.

In the future, work will continue to support enterprises and non-governmental organizations whose activities are aimed at addressing economic, environmental and social issues.

*The project on “The Reduction of statelessness in Turkmenistan” was implemented with the support of the UNHCR Regional Office for Central Asia.*

*Over 3 years, 2 897 consultations have been provided within the framework of the project. 928 people received support for obtaining a certificate of citizenship status from the embassies of the CIS countries and payment.*


*In total, 7 630 people received citizenship of Turkmenistan in 2019–2022.*



## 4. PROGRESS TOWARDS ACHIEVING THE SUSTAINABLE DEVELOPMENT GOALS

### GOAL 1.

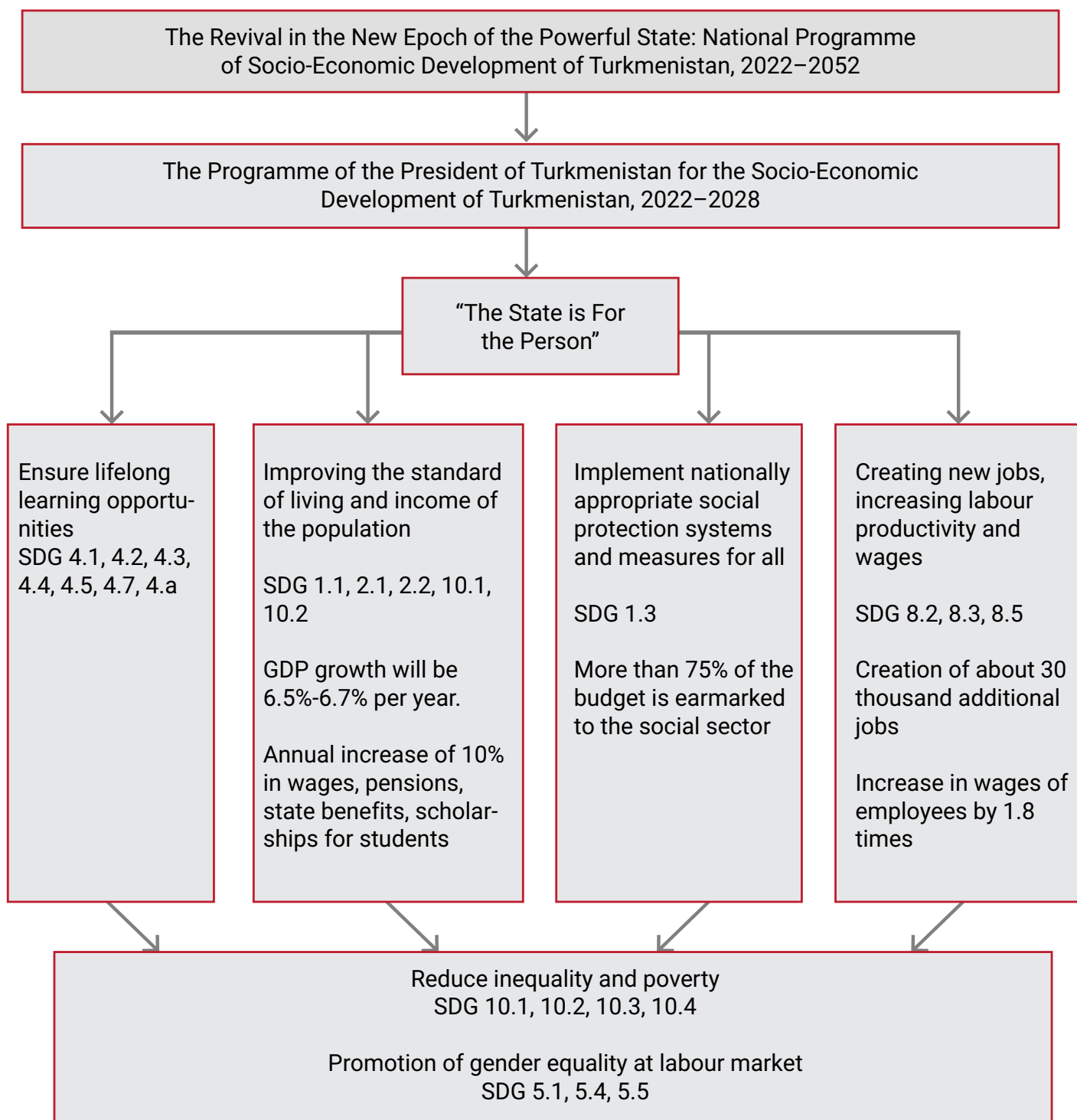
END POVERTY  
IN ALL ITS FORMS  
EVERYWHERE





Turkmenistan implements the state policy of steadily improving the standard of living of the population on the principle of “The state is for the person”.

This principle is implemented by ensuring the correlation of SDG 1 with other goals through the country’s policy documents (*Figure 6*).



**Figure 6.** Correlation between SDG 1 “No poverty” and other SDGs and policy documents of Turkmenistan



## Social protection of the population in Turkmenistan

In order to increase the material well-being of the population in Turkmenistan, traditional institutional measures are being implemented, such as an annual increase of 10% in the minimum wage, monthly wages of employees financed from the budget of institutions (namely, healthcare, education, culture, social security, etc.), self-supporting enterprises and public associations, pensions and state benefits, scholarships for students and trainees; and specific social support measures depending on the categories of the population: benefits for large families, children who have lost their parents, veterans, persons with disabilities, etc.

This contributes to the annual growth of income of the population. Thus, for the period 2015–2022, monetary income per household increased about 2 times, for 2019–2022 by 32.7%.

The average monthly salary at large and medium-sized enterprises increased 1.9 times for the period 2015–2022, including by 34.6% for 2019–2022.

One of the main goals of the social reform carried out in Turkmenistan is the comprehensive development of the social protection system of the population and the creation of a cost-effective pension system. The concept of “population in need of state support” is used in the social protection system.

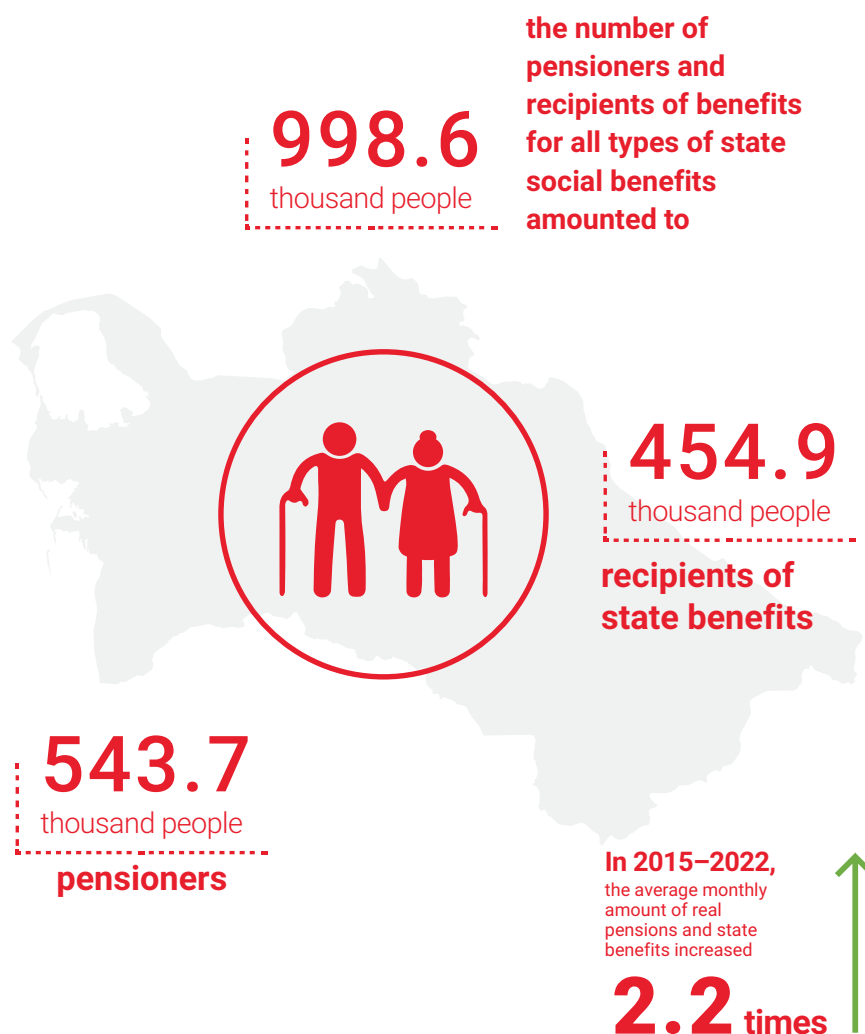
The following types of state benefits are established in the country:

- temporary disability;
- for pregnancy and childbirth;
- at the birth of a child;
- to take care of a child (independently working or not working) until they reach the age of three;
- disability (in case of partial or complete disability);





**01** | JANUARY  
2023



- state allowance assigned to the spouse of a participant in the Great Patriotic War;
- state social benefit.

As of 1 January 2023, the number of pensioners and recipients of benefits for all types of state social benefits amounted to 998.6 thousand people, including pensioners – 543.7 thousand people, recipients of state benefits – 454.9 thousand people.

In 2015–2022, the average monthly amount of pensions and state benefits increased 2.2 times.<sup>2</sup>

One of the most vulnerable groups in the structure of socially unprotected segments of the population is persons with disabilities. Social assistance is provided to them in the form of state benefits and the provision of benefits stipulated by the Code of Turkmenistan on Social Protection of the Population. The number of recipients of

<sup>2</sup> State Committee of Statistics of Turkmenistan





state disability benefits as of 1 January 2023 amounted to 135.9 thousand people.

The results of a survey of persons with disabilities conducted in 2020 showed that, as a rule, the challenges faced by adults with disabilities are similar to those of children with disabilities. At the same time, 8% of adult respondents noted the problem of getting an education, while 26% of children with disabilities indicated this problem as one of the main problems. Isolation from society and its attitude towards persons with disabilities is rarely mentioned as one of the problems among both adults and children (6% vs. 8%, respectively).

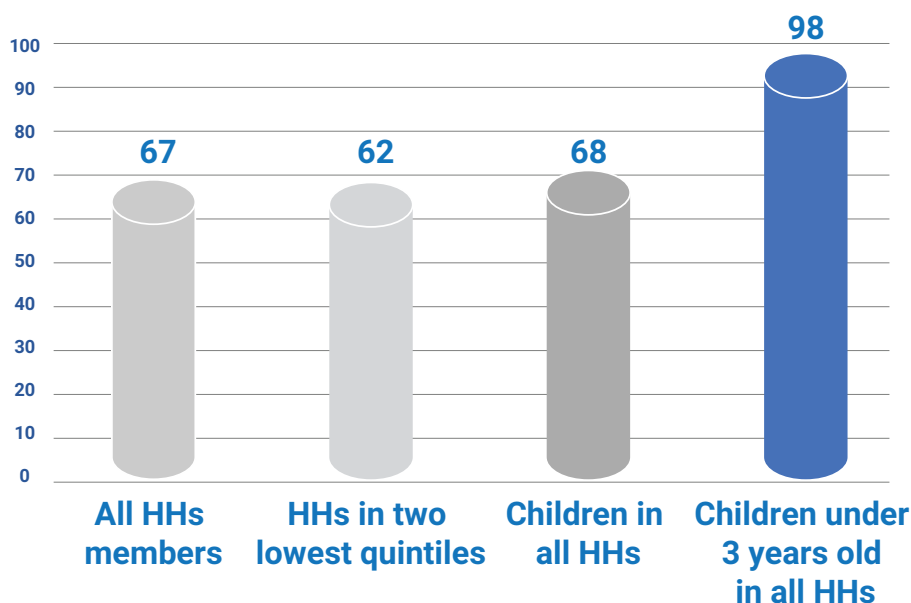
Special attention is paid to social services for persons who have partially or completely lost the ability to serve themselves. As of 1 January 2023, the number of senior citizens and persons with disabilities served by Social Service institutions for lonely senior citizens and persons with disabilities

amounted to 2011 people, of which 1,582 people (or 78.7%) were women.

According to the results of MICS-6 in 2019, 98% of children under 3 years of age were covered by social benefits (Figure 7).

Since 2019, the Government of Turkmenistan and the UN have been implementing a Joint Programme to improve the social protection system.

The Joint Programme contributed to the adoption of the new Law of Turkmenistan “On Social Services” (2021), which defines the legal, organizational and economic basis for the provision of social services to certain categories of people. As part of the implementation of the new Law, the Ministry of Labour and Social Protection of the Population has created an operational space to launch a new model of inclusive social services provided to vulnerable segments of the population, including children.



**Figure 7.** Coverage by social benefits and payments, %

Source: MICS-6, 2019





*The Joint Programme on “Improving the social protection system through the introduction of inclusive quality social services at the community level” is aimed at introducing the practice of social work in the field of support for the most vulnerable segments of the population.*

*Within the framework of the Joint Programme, a new model of social services was piloted at the community level. This model is based on human rights and an inclusive approach to the provision of social services and is focused on the individual needs of vulnerable population. 45 social work specialists conducted a needs assessment and developed plans to support vulnerable population to gain access to targeted social services in 20 etraps (districts) of the country. Within the framework of the Programme, about 1,350 people (children, families) in need of social services were evaluated by social work specialists, 770 of them were assisted in meeting their personal needs to fully participate in society.*

*The results of the analyses served as the basis for the creation of specialized social services to support individual groups of people in difficult life situations.*

In 2021, the Ministry of Labour and Social Protection of the Population assessed the current system of child protection in Turkmenistan. It included a functional analysis of bodies pro-

viding services, such as guardianship, the Commission on Juvenile Affairs and Medico-Pedagogical Commissions. Based on the findings of the study, recommendations were developed on the following issues:

- revision of outdated regulatory legal acts of guardianship authorities and the Commission on Juvenile Affairs;
- investing in the occupation of “social work specialist”;
- creating an effective interagency coordination mechanism to provide comprehensive social services and child protection services.

The introduction of social services enabled to include 45 social work specialists in the structure of the Ministry of Labour and Social Protection of the Population. Since 2022, the state budget has provided funds for financing specialists in social work.

In 2021, within the framework of the “Socio-Economic Response Plan to counteract the pandemic of acute infectious disease”, adopted in July 2020, IOM, within the framework of a joint programme of the United Nations and the Government of Turkmenistan, trained more than 40 volunteers in Lebap and Dashoguz velayats (regions) from among young people who, as part of information campaigns conducted jointly with public organizations of Turkmenistan, have raised awareness of more than 200 people about legal migration and the prevention of illegal human trafficking.

The share of financing of the social sphere (education, healthcare, social



protection, etc.) at the expense of the state budget is systematically increasing. Since the outbreak of the global pandemic, active steps and measures have been taken to ensure social protection of citizens and reduce the negative impact of the pandemic on the country’s economy.

The country has implemented a Rapid Socio-Economic Response Plan to counteract the pandemic of acute infectious disease. A survey was con-

ducted on the situation of children and adults with disabilities covered by the social protection system according to the SDG principle on “leaving no one behind”. Rapid measures during the pandemic period were also backed up with financial resources.

Thus, in 2015–2022, the share of financing of education, healthcare, and social protection services in the total volume of the state budget increased from 49.0% to 67.7% (Figure 8).

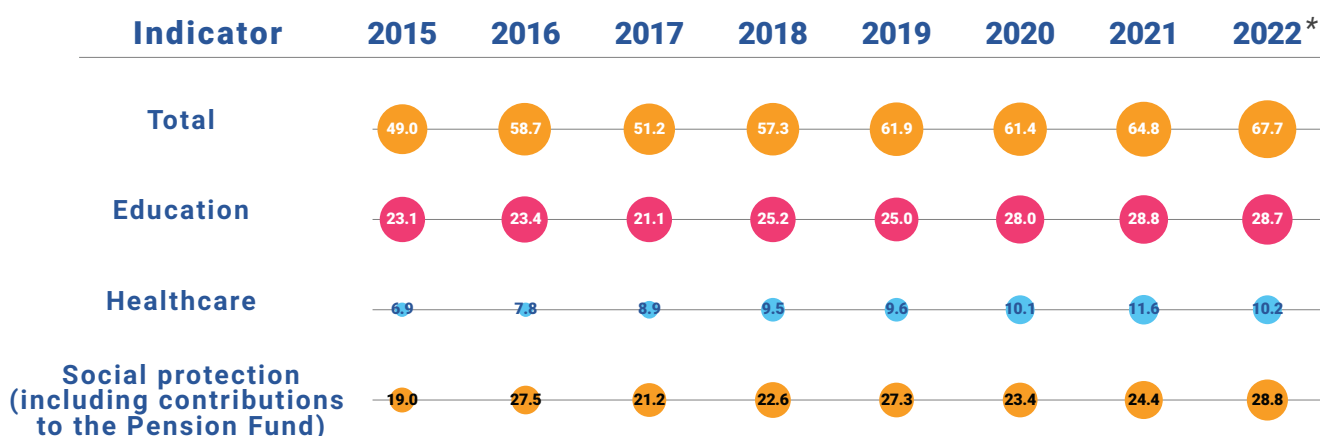


Figure 8. Share of social expenditures in the total amount of public expenditures, %

\* tentative data



## Emergency support

One of the priority directions of Turkmenistan's social policy is to increase the resilience of people in vulnerable situations due to climate change and natural disasters. In March 2019, the "State Programme for the Implementation of the Main Directions of State Policy on Civil Defense, 2019–2030" was approved as the national strategy for disaster risk reduction.

This programme is based on the main provisions of the Sendai Framework for Disaster Risk Reduction, 2015–2030, which was adopted at the Third UN World Conference on Disaster Risk Reduction, held on 14–18 March 2015 in Sendai (Miyagi Prefecture, Japan).

Along with this, the State Commission of Turkmenistan for Emergency Situations operates in the country, which annually develops an Annual work plan. On its basis, annual work plans of regions (local authorities) are developed, which include specific measures (local strategies) to reduce disaster risk, develop national emergency management mechanisms, reduce the number of human casualties and reduce damage resulting from emergencies.

In 2022, a complex of facilities was built to protect the city of Ashgabat from flooding during the descent of mudflows from the northern slopes of Kopetdag in the southern part of the city.



### Progress in 2019–2022:

- In order to ensure equal opportunities and accessibility of social services for all categories of the population, the Law of Turkmenistan "On Social Services" was adopted in 2021.
- In 2021, the National Human Rights Action Plan of Turkmenistan for 2021–2025 was approved. In this document, a separate section is devoted to the issue of ensuring the rights of persons with disabilities in accordance with the Convention on the Rights of Persons with Disabilities.
- In 2021, a Survey on the impact of the global pandemic on the socio-economic situation of households was conducted in all regions of Turkmenistan in accordance with the recommendations of the ILO, as well as a Survey on the situation of children and adults with disabilities covered by the social protection system in order to implement the SDG principle on "leaving no one behind" and determine the next steps.
- 12 specialized social services have been introduced for children, youth at risk, women facing domestic violence, people with disabilities and senior citizens in need of support.
- In November 2021, amendments were made to the Code of Turkmenistan on Social Protection of the Population, according to which, from January 1, 2022, state benefits for the birth



of a child, child care and bereavement benefits for families with four or more orphans were increased; mothers who received the title “Ene Myakhri/Motherly tenderness”, an additional amount of 30% is paid to the pension or state benefits.

- The State Programme for the Implementation of the main directions of State Policy on Civil Defense, 2019-2030 has been adopted, in accordance with the Sendai Framework for Disaster Risk Reduction, 2015–2030.



- The share of expenditures on education, health and social protection services in the total amount of public expenditures increased from 61.9% in 2019 to 67.7% in 2022.

### Follow-up steps for SDG 1 implementation

In order to widely implement international standards in the field of social protection of the population, significant efforts will be directed at creating various types of social services, along with improving the work of institutions providing social services

The objectives arising from the Law of Turkmenistan “On Social Services” will be implemented and regulatory legal acts governing additional social services will be developed. At the same time, in order to consolidate these achievements and make them sustainable, as well as scale-up the model of inclusive social services throughout the country, a National Programme for improving the system of social services in Turkmenistan, 2023–2030 is being developed.

In order to increase the effectiveness of the social protection measures taken, it is planned to further improve the methodology for measuring poverty, strengthen coordination, and scale-up social services at the level of local communities.







# GOAL 2.

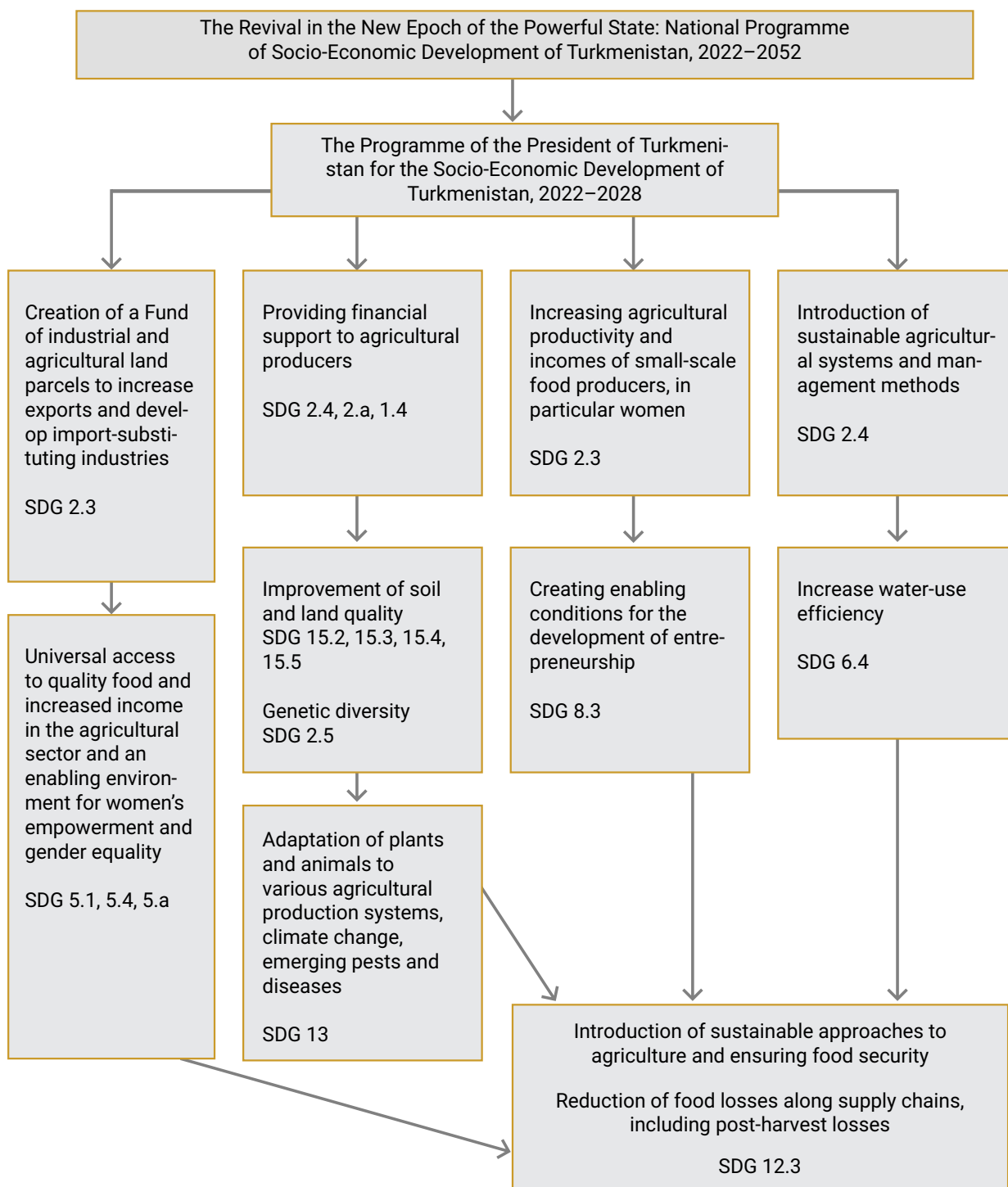
END HUNGER, ACHIEVE FOOD SECURITY AND IMPROVED NUTRITION AND PROMOTE SUSTAINABLE AGRICULTURE







The State policy of Turkmenistan is aimed at ensuring sustainable food security. The strategic task is defined in the Programme of the President of Turkmenistan for the Socio-Economic Development of Turkmenistan in 2022–2028 and is implemented through ensuring the correlation of SDG 2 with other SDGs. A summary of the correlation between the sustainable development targets and the measures taken is presented in Figure 9.



**Figure 9.** Correlation between SDG 2 “Zero hunger” and other SDGs and policy documents of Turkmenistan



Activity within the framework of this goal is carried out in two directions:

- ensuring rational nutrition;
- ensuring food security and sustainable development of agriculture.

### On measures to ensure rational nutrition

In order to improve the nutrition of the population, prevent diseases, increase the life expectancy of citizens and approve the principles of a healthy lifestyle, the National Programme for Healthy Nutrition of the population of Turkmenistan, 2020–2025 was approved in February 2020 in the country.

Due to the measures taken, the situation has improved according to the indicators on “prevalence of stunting among children under five years of age” and “prevalence of malnutrition among

children under five years of age by type (wasting or overweight)” (Figure 10).

In the whole country the proportion of children with stunting is 7.1%, with severe stunting – 2.4%. According to the results of the MICS-6 in 2019, due to irrational nutrition, low body weight was observed in 4.1% of children under the age of five, severe wasting – in 1.1% of children.

According to the results of MICS-6, the proportion of overweight children under the age of five decreased from 5.9% in 2016 to 3.1% in 2019. Obesity of children also occurs, but their share is 0.6%.

The biggest stunting is observed among children aged 18–23 months (15.3%), the smallest – at the age of 4 years (48–59 months – 3.5%).

Analysis of statistical data by region shows that there is an ambiguous

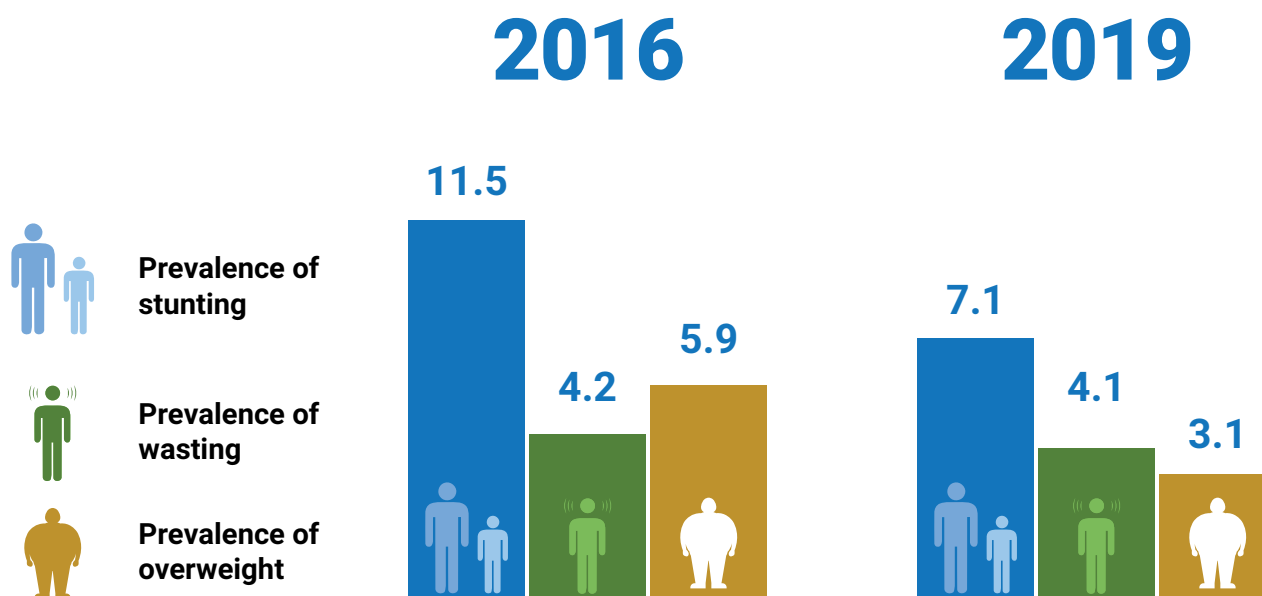


Figure 10. Prevalence of stunting, wasting and overweight in Turkmenistan, %



situation in the regions of the country (Figure 11). Thus, the stunting in rural areas is slightly higher than in urban settlements (7.9% and 5.8%, respectively). Mary velayat (10.2%) is among the regions with a high risk of stunting in children.

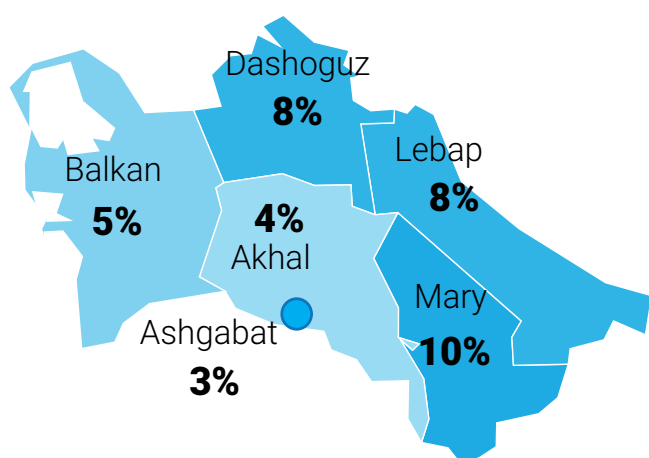
In general, in recent years, the prevalence of malnutrition in Turkmenistan has remained at low level. In addition,

the prevalence of stunting in children under five years of age is significantly reduced.


Indicators of wasting and underweight in Turkmenistan are within the biological norm and do not exceed 5% for all groups of children.

Overweight in children is no less a problem than wasting, since over the past decades the prevalence of over-

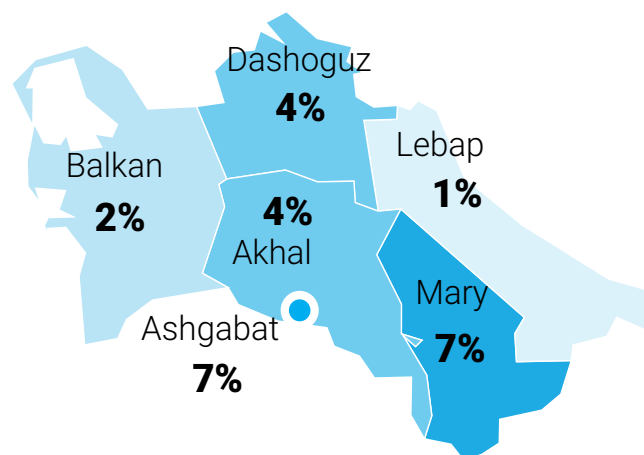
### Stunting (SDG 2.2.1)



### Overweight (SDG 2.2.2)



### Wasting (SDG 2.2.2)



Every 10<sup>th</sup> child in Mary velayat

has an increased risk of stunting among the velayat.

Figure 11. Prevalence of stunting, wasting and overweight in the regions of Turkmenistan, %

Source: MICS-6, 2019



weight and obesity among children in the world has been steadily increasing.

Currently, active work is underway to improve the situation through the development of rational nutrition. Work is being carried out to increase the capacity of health workers on nutrition of young children, women, pregnant women and adolescent girls. A training course has been developed for medical professionals to advise women, pregnant women and adolescent girls on healthy nutrition. A guide for medical professionals and four educational packages for the public have been prepared and approved for use. More than 700 medical workers and more than 100 representatives of public organizations, such as the National Red Crescent Society and the Union of Women of Turkmenistan, are trained annually.

During 2021–2022, Turkmenistan also served as the Secretariat of the Regional Nutrition Platform with the participation of eight countries (Armenia, Azerbaijan, Georgia, Kazakhstan, Kyrgyzstan, Tajikistan, Turkmenistan and Uzbekistan), UNICEF, WHO and FAO.

### **Ensuring food security and sustainable agricultural development**

In the context of the growing impacts of global challenges, ensuring food security is one of the priorities of the state socio-economic policy and an im-

portant condition for ensuring the national security of the country.

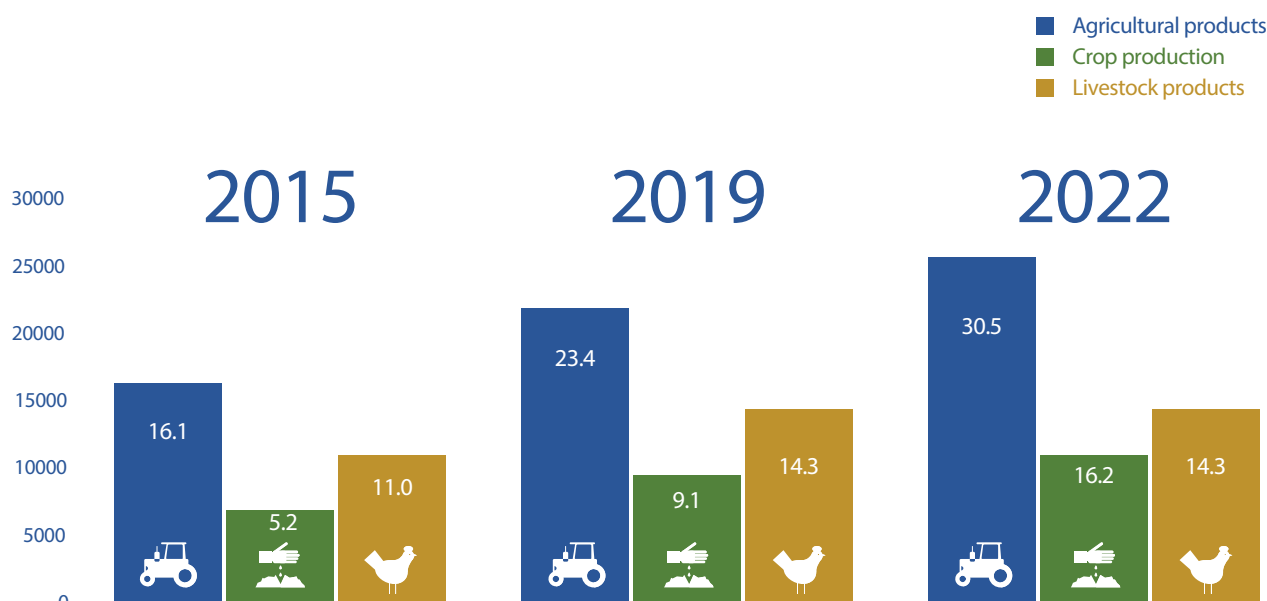
The active development of the agro-industrial complex (AIC) is supported by the Laws of Turkmenistan “On state regulation of agricultural development”, “On Grain Cultivation”, “On Cotton Cultivation” and other regulatory legal acts.

The agrarian policy of Turkmenistan is currently aimed at ensuring the dynamic development of this complex based on the growth of productivity and profitability of its industries, saturation of the food market with environmentally friendly food products, provision of industrial production with raw materials, substitution of imports with locally produced products, expansion of export potential. Thus, for the period 2015–2022, the increase in agricultural production in comparable prices amounted to 46.0%, including in 2019–2022 – 15.9%.<sup>3</sup>

The characteristic features of the development of the agro-industrial complex are strong state support in the form of stable public procurement prices for cotton and grain, the preservation of subsidies for a significant part of the costs of their production and preferential taxation, as well as high technical equipment and scientifically sound land use.

In the agro-industrial complex, systematic measures are being taken aimed at technical and technological retrofit of agriculture and other branches of the agro-industrial complex, as well

<sup>3</sup> State Committee of Statistics of Turkmenistan



**Figure 12.** Gross agricultural output in current prices, billion manats<sup>4</sup>

as increasing the competitiveness of manufactured products. Special attention is paid to the construction of modern livestock complexes, greenhouses, flour mills, enterprises for the production of a broad range of food products.

In recent years, significant amounts of investment have been directed to the agricultural sector. Over the period 2015–2021, more than 12.6 billion manats were invested in agriculture. The intensification of the agro-industrial complex enabled to increase the share of agriculture in the GDP structure from 9.3% in 2015 to 11.6% in 2022. In government spending, the share of agriculture in 2021 accounted for 4.0%.<sup>5</sup>

The system of soft loans to agricultural projects is widely used. Soft loans can be obtained for up to 10 years at

1% per annum for the purchase of agricultural machinery, special equipment for dredging, water-saving irrigation technologies, mechanisms and tools, equipment, pipes used for irrigation. Soft loans for up to 10 years at 5% per annum are issued for the implementation of investment projects for the development of livestock and poultry farming, processing and provision of services, as well as for the purchase of fixed assets and property.

Thus, over the period 2015–2022, the production of food products increased by about 2.7 times, in 2019–2021 – by 2 times.<sup>6</sup>

The livestock farms are gradually privatizing the premises of farms on their balance sheet together with cattle, sheep, camels, and poultry. Currently, the share of the non-state sector in agricultural production is more than 95%

<sup>4-5-6</sup> State Committee of Statistics of Turkmenistan







In order to provide small farms with various types of animal feed and further support for agricultural producers, the introduction of the practice of selling 50% of the feed produced (grain processing products, cotton seed and sugar beet) from state-ordered agricultural crops to agricultural producers at preferential prices has begun since 2022. This measure also allowed reducing feed prices, which eventually affected the decline in market prices for livestock products.

To support private poultry and egg producers, the Government of Turkmenistan has stimulated the cultivation of feed grains, corn and soybeans in the country. In 2022, corn was planted on an area of 20 thousand hectares, soy-

beans on 20 thousand hectares, fodder wheat on 40 thousand hectares.<sup>7</sup>

In order to create sustainable food production systems and introduce agricultural methods that contribute to increasing production and preserving ecosystems, adapting to climate change, the country pays close attention to the rational use of soil resources and improving the efficiency of irrigated farming.



<sup>7</sup> Ministry of Agriculture and Environmental Protection of Turkmenistan





### Progress in 2019–2022:

- The National Programme on Healthy Nutrition of the population of Turkmenistan, 2020–2025, has been adopted, aimed at strengthening health and preventing non-communicable diseases related to nutrition.
- Starting in 2019, for the first time, private producers began to produce agricultural products by state order, having received plots from special agricultural land funds.
- In recent years, a course has been taken in crop production to move from extensive methods (expansion of acreage) of farming to an intensive path (yield growth). Part of the acreage from grain (in connection with the achieve-

ment of food security) was transferred to the crops of vegetables, potatoes, fruits and berries.

- The share of the non-state sector in the value of agricultural products is growing from 94.1% in 2019 to 96.6% in 2022.
- A Memorandum of Understanding was signed between the Ministry of Agriculture and Environmental Protection of Turkmenistan and John Deere Walldorf GmbH & Co. KG on the introduction of a digital electronic control system in agricultural machinery and equipment in the agricultural sector for 2020–2030.

### Follow-up steps for SDG 2 implementation

Turkmenistan strives for the formation of sustainable development of agricultural production, which is imperative





to maintain and develop the achieved level of food security, ensure a full healthy diet for all segments of the population and increase soil fertility.

In this regard, until 2028, the development of the agricultural complex will continue within the framework of the Programme of the President of Turkmenistan for the Socio-Economic Development of the country in 2022-2028, which provides for measures to increase agricultural productivity through intensification of production (improvement of seed production in crop production and replacement of the breeding stock of the commercial stock in animal husbandry) and rational management methods (effective land use systems and water use); growth of agricultural producers' income, etc.

It is also planned to take measures to increase the production of import-substituting food products and increase labour productivity in agriculture.

Work will be enhanced on land reclamation, the introduction of new technologies and contemporary production methods, the expansion of its own seed and feed base, the introduction of water-saving irrigation technologies, the development of veterinary services, the development of agricultural science, and digitalization of all branches of the agro-industrial complex.

The practice of stimulating the production of basic agricultural products using existing financing instruments, including soft loans, will continue.



# GOAL 3.

ENSURE HEALTHY LIVES  
AND PROMOTE WELL-BEING  
FOR ALL AT ALL AGES

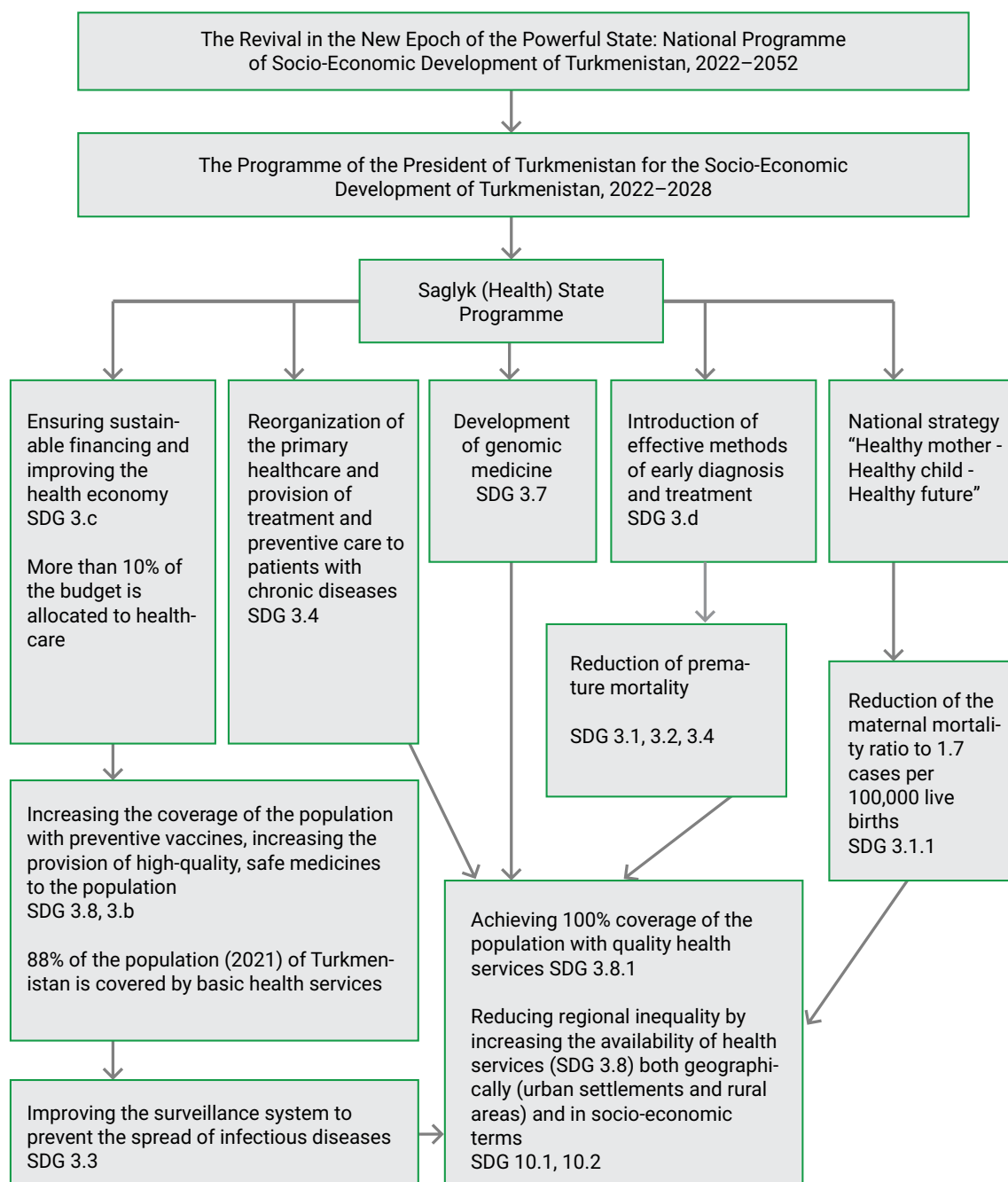




The development of the healthcare sector, which is carried out within the framework of the “Saglyk” (“Health”) State Programme is one of the priorities and the most important task of the state policy of Turkmenistan.

The importance of SDG 3 has increased in recent years because of the COVID-19 pandemic, which represents a risk of

global scale and something much more than just a health crisis. Contemporary challenges require strengthening the correlation of healthcare objectives with other sustainable development targets. Identifying the correlation of SDG 3 with other goals allows Turkmenistan to achieve a multiplicative effect on individual targets (*Figure 13*).



**Figure 13.** Correlation between SDG 3 “Good health and well-being” and other SDGs and policy documents of Turkmenistan





*Increasing the immunization of the population is one of the priorities of the “Saglyk” State Programme.*

*The programme attaches special attention to gender equality issues, a separate section is devoted to men’s health issues. The section on “Men’s health” covers the development of genomic medicine and the monitoring of men’s health by andrologists.*

*Protecting the health of people at all stages of their lives, empowering them, improving the prevention and treatment of age-related diseases and launching a geriatric service is a novelty of the State Programme. The Programme provides for palliative care to patients in need of complex, long-term care.*

*One of the main directions of the State Programme is the sustainable financing of the healthcare system and the improvement of the healthcare economy, as well as the improvement of the state voluntary health insurance of citizens of Turkmenistan*

*As part of the implementation of the “Saglyk” Programme in Turkmenistan, the task has been set to provide the population and medical institutions with all the necessary medicines, primarily from its own production, an increase of which amounted to 58% in 2019–2022.*

In order to increase the effectiveness of the measures taken, the current policy documents are updated on a systematic basis. In 2021, the Saglyk State Programme was approved in a new edition. It defined the main goals as shown below in the healthcare development for a ten-year perspective.

The clear recognition of Turkmenistan’s success in addressing public health issues is the international certificates on the elimination of a number of infectious diseases in the country, along with the fact that the experience of Turkmen doctors in this field is recommended by the World Health Organization for dissemination in the WHO Europe countries.

In recent years, Turkmenistan has been rewarded with awards and certificates by international organizations such as WHO, UNICEF, etc. for the prevention of non-communicable diseases (WHO, 2019), maintaining high rates of immunization of children in the country (UNICEF, 2019), for the efforts of medical and social workers in the country during the COVID-19 pandemic (WHO, 2022).

The main goal of health policy is to ensure access to high quality medical services. There are 137 hospitals in Turkmenistan. A network of health homes has been developed, new healthcare institutions are provided with state-of-the-art and high-precision equipment. More than 30 new methods of prevention and treatment, rehabilitation of patients have been



introduced into the national practical medicine.

Over the past period, the gap in the level of quality of medical services for the population residing in urban and rural areas has been closed.


The development of the healthcare system in Turkmenistan is accompanied by the digitalization process. In 2019, with the technical assistance of the UN agencies – UNFPA, UNICEF and WHO, the “Strategy for the Development of the National Health Information System in Turkmenistan for 2019–2025” was developed and endorsed.

Turkmenistan is building its capacity in the field of early warning, risk reduction and surveillance of national and global health risks. The country annually provides self-assessment reports (SPAR) on the progress of the implementation of International Health Regulations, and in 2021, there was a significant improvement in this indicator (*Figure 14*).



In order to achieve the spiritual and physical health of the population, significantly improve the state of health, improve the well-being of citizens and increase life expectancy, the “National Programme for Ensuring the Healthy Well-being of the population in Turkmenistan, 2023–2028” was adopted in April 2023.

Close attention is paid to the training of medical personnel and the increase of their number. A Plan for the Development of Healthcare Human Resources for 2019–2025 has been adopted. The number of specialists



**Figure 14.** SPAR Indicator for Turkmenistan by year, %

Source: <https://extranet.who.int/e-spar/>

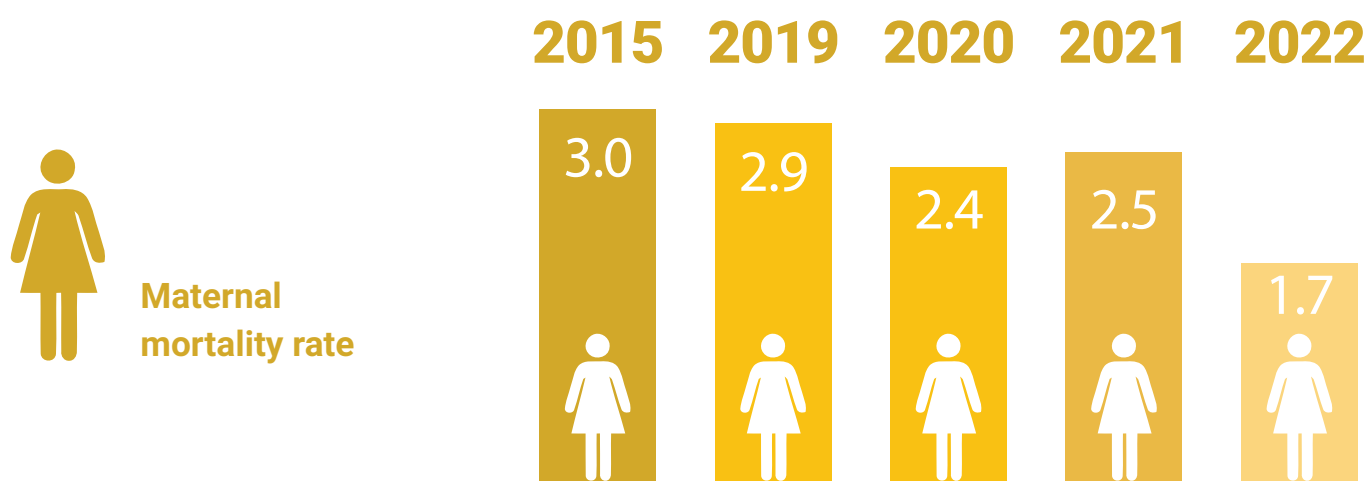


who have received education in foreign universities is growing, and continuous vocational training of medical personnel is being funded. Along with this, the country is training scientific personnel in postgraduate and doctoral studies, as well as applying for the academic degree of Candidate and Doctor of Medical Sciences. The number of medical workers is in the range of 6.2–6.4 per 1,000 people of the population.<sup>8</sup>

### On measures to reduce maternal and child mortality

Maternal and child health protection, as well as reproductive health protection are among the priorities of Turkmenistan’s social policy. The country maintains a low maternal mortality rate, which in 2022 amounted to 1.7 per 100,000 live births (*figure 15*).<sup>9</sup>

In order to improve the quality of medical care and protect the health of mothers and children, the National Strategy “Healthy mother – healthy child – healthy future” for the protection of maternal and child health for 2021–2025 was adopted in 2021. Within this strategy, such important measures are envisaged as the provision of a package of guaranteed medical care for children and mothers, early detection and early intervention services, and the widespread introduction of a programme for the integrated management of childhood diseases. A 5 year Plan and “Roadmap” for the implementation of the Integrated Management of Childhood Illness have been developed. The introduction of IMCI has led to a decrease in child morbidity and mortality from infectious diseases, increased awareness of parents in matters of proper nutrition of children, care for them.



**Figure 15.** Maternal mortality rate in Turkmenistan, the number of maternal deaths per 100,000 live births

<sup>8</sup> State Committee of Statistics of Turkmenistan

<sup>9</sup> The Ministry of Health and Medical Industry of Turkmenistan



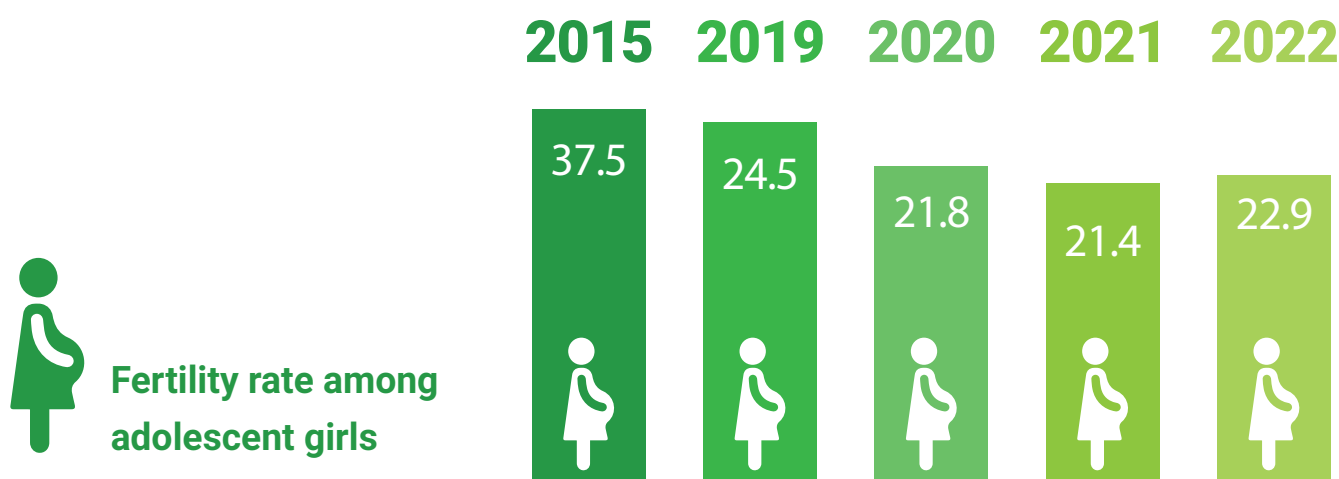
roduced in the country to assess the quality of family planning services, risk groups have been identified, and a medical passport of maternal reproductive health has been introduced. Currently, the provision of reproductive health offices with all methods of family planning reaches 97%. According to the results of the MICS-6 study conducted in 2019, the proportion of women of reproductive age (15-49 years) whose family planning needs are met by modern methods was 79.6%, which is a good outcome for work on reproductive health (MICS-5 – 80.5%).

In Turkmenistan, 99.9% of births are delivered by qualified medical workers, which is ahead of the target of the 13<sup>th</sup> WHO General Programme (ODA-13) for 2023 (88.6%) and almost completely corresponds to the 2030 target (100%).<sup>10</sup>

During the period 2015–2022, there is a positive trend of declining fertility rate among adolescent girls aged 15–19 years. This indicator in 2022 amounted to 22.9 births per 1000 adolescent girls (*Figure 16*), in urban areas this indicator was 20.4, and in rural areas – 25.0.<sup>11</sup>

In order to improve the health of expectant mothers, a tool has been in-

To improve the health of children and reduce infant mortality, a number of



**Figure 16.** Fertility rate among adolescent girls (15–19 years old) per 1000 adolescent girls

<sup>10</sup> Ministry of Health and Medical Industry of Turkmenistan

<sup>11</sup> State Committee of Statistics of Turkmenistan



systemic measures are being implemented. For example, in order to further prevent the main causes of child mortality, measures are being taken to improve the quality of services in early child development and parents' awareness of the correct and timely introduction of complementary foods, about the nutrition of young children. The National Programme of Healthy Nutrition of the population of Turkmenistan, 2020–2025 and the National Strategy for Early Childhood Development in Turkmenistan for 2020–2025 are being implemented. In 2021, the Gurbanguly Berdimuhamedov Charity Fund was established to assist the children in need of care. With the support of this foundation, numerous operations have been successfully performed in the field of cardiac surgery, traumatology and orthopedics and neurosurgery.



Since 2016, the country has been regularly monitoring the implementation of the Law of Turkmenistan “On the Promotion and Support of Breast-feeding”, 95% of all maternity institutions in the country are certified as child-friendly. In order to reduce preventable deaths of newborns and stillbirths, Turkmenistan joined the WHO and UNICEF Global Every Newborn Action Plan (ENAP) in 2017.

In Turkmenistan, immunization is mandatory for all children and is free. Efforts to ensure the immunization of all children began long before the adoption of the SDGs and have since become a priority as a key aspect of improving health services for all. Today, the rates of immunization coverage with antigens of the Expanded Immunization Programme remain high: 99% of children received the third dose of the combined vaccine against diphtheria-pertussis-tetanus (DPT-3) in 2019 and 98% in 2022 .

As part of a long-standing partnership between the Government of Turkmenistan and UNICEF, national funding for the purchase of vaccines in Turkmenistan has steadily increased and almost doubled from 2009 to 2020, covering all costs associated with immunization. In 2020, the Government of Turkmenistan and UNICEF signed a Plan within the framework of a Memorandum of Understanding, which provided additional national funding and commitment at the highest level to maintain the current level of immunization during 2021–2025. Within the framework of this MoU, the Go-

<sup>12</sup> Ministry of Health and Medical Industry of Turkmenistan





vernment of Turkmenistan allocates more than 83 million US dollars to ensure vaccination of all children of the country.

The Programme on “Safe Motherhood” is being actively implemented. To improve the quality of perinatal care, the following measures are carried out:

- development and implementation of a package of ante-, intra- and neonatal care interventions based on evidence-based medicine;
- organization of the system of regionalization of perinatal care;
- development and implementation of national clinical protocols together with international experts.

Confidential audit of maternal mortality and audit of perinatal mortality have been introduced to improve the quality of care for mothers and newborns in maternity care facilities.<sup>13</sup>

One of the important directions of the health care system in Turkmenistan is the prevention of cervical neoplasms,

their early detection and treatment. At the current time, more than 99% of boys and girls aged 9 years are vaccinated against human papillomavirus (HPV) (Figure 17).

As part of the screening, standard cytology, PAP testing (PAP test) and PCR DNA diagnostics for HPV are carried out free in health homes. Algorithms for the management and examination of women, protocols for early diagnosis and treatment of cervical pathology have been developed. In the International Educational and Scientific Centre of the Ministry of Health and Medical Industry of Turkmenistan for the period 2017-2021, a number of surveys were conducted: 10,712 RAR tests in 2021 (10,376 in 2017); 221 PCR HPV tests in 2021 (153 in 2017).

Along with this, the logistics of maternity and childhood institutions has been improved; the principles of regionalization of perinatal care with appropriate provision of equipment and medicines at each level of perinatal care have been introduced.

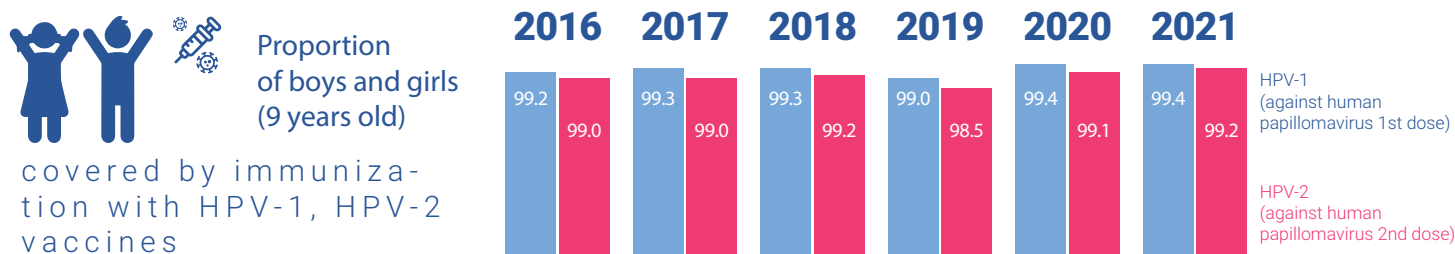


Figure 17. Proportion of boys and girls (9 years old) covered by immunization with HPV-1, HPV-2 vaccines, %.<sup>14</sup>

<sup>13</sup> Order of the Ministry of Health and Medical Industry of Turkmenistan No. 05 “On the monitoring and evaluation of the quality of services provided to mothers, newborns and children” (01.01.2019)

<sup>14</sup> Ministry of Health and Medical Industry of Turkmenistan





## On measures to combat infectious and non-infectious diseases

The year 2020 has become a turning point in all spheres of society. Coronavirus infection has changed the way people lived. With the leading coordination of WHO, UN agencies in Turkmenistan and other partners in the field of health, assistance was provided to the Ministry of Health and Medical Industry of Turkmenistan and other ministries and agencies involved in countering the pandemic. In 2020, the Plan to Ensure Turkmenistan's Readiness to Counteract Acute Infectious Disease and Take Rapid Response measures and the Socio-Economic Rapid Response Plan in Turkmenistan against the pandemic of acute infectious disease were approved.

In order to regulate and control the prevention of infectious diseases, the Law of Turkmenistan "On the Prevention of Infectious Diseases" was adopted in 2021. In the same year, a Plan for Preparedness and Response to Acute Infectious Disease was approved, based on the guidelines of the WHO Strategic Plan for Preparedness and Response to COVID-19, which was successfully implemented by UN agencies in Turkmenistan and partners. In 2020–2021, advisory and technical missions of WHO/Europe experts were held with the issuing of recommendations.

In order to strengthen the response measures and increase readiness to

COVID-19, Turkmenistan received a loan of 20 million US dollars from the World Bank. Within the framework of the project on "Countering COVID-19", 6,000 medical workers have improved their qualification.

In 2021, Turkmenistan was given a special award by the WHO Regional Office for Europe in recognition of the efforts of medical and social workers in the country during the COVID-19 pandemic.

The main strategic document for the prevention and treatment of tuberculosis is the National Programme to Ensure Effective Control of tuberculosis in Turkmenistan for 2021–2025. The tuberculosis service is integrated into the primary health care system. The patient-oriented model of treatment of patients is expanding from the first days of the appointment of tuberculosis treatment at the place of residence. All these measures have been contributing to the reduction of the tuberculosis incidence in recent years. In 2022, the tuberculosis incidence per 100,000 people was 29.9 cases, in 2019 – 32.9 cases.<sup>15</sup>

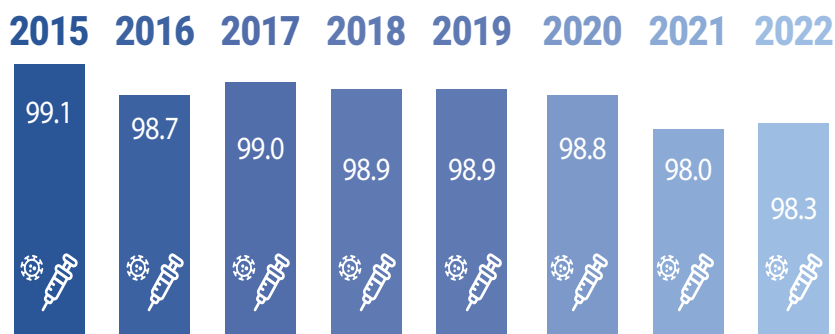
Immunization in Turkmenistan is carried out according to the principle "leaving no one behind". Currently, more than 98% of the country's population is vaccinated against 14 infections: tuberculosis, diphtheria, whooping cough, tetanus, polio, hepatitis B, hemophilic infection type B, pneumococcus, rotavirus, measles, rubella, mumps, hepatitis A, human papillomavirus (*Figure 18*).

<sup>15</sup> Ministry of Health and Medical Industry of Turkmenistan



The proportion of the target population

covered by immunization with all vaccines included in national programmes



**Figure 18.** The proportion of the target population covered by immunization with all vaccines included in national programmes, %<sup>16</sup>

Measures to maintain the status of a polio-free country and measures to verify the elimination of measles and rubella are continuing.

Free vaccination of children against hepatitis B is carried out in the country. The incidence rate of viral hepatitis B per 100,000 people in recent years has had a stable downward trend: in 2022, it amounted to 0.1 cases per 100,000 against 0.5 in 2019<sup>17</sup> (Figure 19).

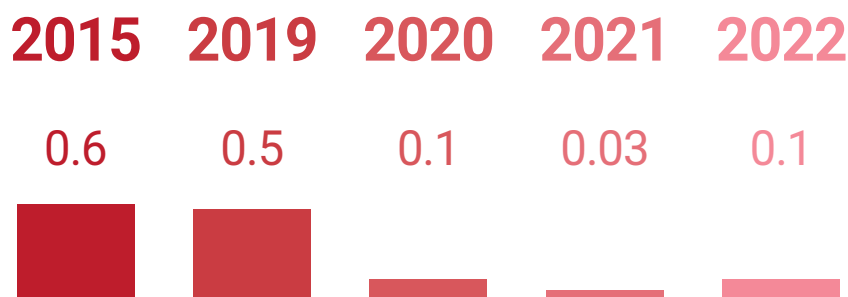
The country is implementing the Strategic plan to Strengthen Measures to Combat Viral Hepatitis in Turkmenistan for 2019–2030.

For effective prevention and control of NCDs, the Law of Turkmenistan “On Prevention and Control of Non-communicable Diseases” and “National Strategy for Prevention and Control of Non-communicable Diseases in Turkmenistan for 2021–2025” were adopted in 2021.

In 2019, the Law of Turkmenistan “On psychological services” was adopted. The “National Strategy and Action Plan for the Protection of Mental Health of the population in Turkmenistan for 2018–2022” has been implemented. Within this strategy, with the support of WHO, mental health services are



Incidence of hepatitis B



**Figure 19.** Incidence of hepatitis B per 100,000 people (without military personnel)

<sup>16-17</sup> Ministry of Health and Medical Industry of Turkmenistan



being integrated at the level of primary health care.

An important element of the state policy in the field of prevention and control of NCDs is the prevention of bad habits, promotion of a healthy lifestyle and nutrition. Anti-tobacco measures are broadly applied in Turkmenistan backed up by strong legislation to combat tobacco consumption; and a National Programme for 2022–2025 is being implemented to turn Turkmenistan into a tobacco-free country. Turkmenistan may serve as an excellent example and model for the successful implementation of tobacco control. Great progress has been attained in signing, ratifying and implementing the WHO FCTC, as well as the WHO FCTC Protocol on the Elimination of Illicit Trade in Tobacco Products. The STEPS survey was conducted twice

in Turkmenistan. According to the STEPS survey, the prevalence and intensity of smoking has significantly dropped. Thus, in 2018, the age-standardized prevalence of tobacco use by persons aged 15 and over was 3.4% of the population, which was almost 2.5 times lower than in 2013 (8.3%).

In 2018, the Law of Turkmenistan “On the Prevention of Harmful Effects of Alcohol” was adopted. The law introduced requirements for the packaging and labeling of alcoholic beverages. The country is successfully implementing the National Programme for the Prevention of Harmful Effects of Alcohol, 2018–2024. As a result of the measures taken, the level of alcohol abuse in liters of pure alcohol in a calendar year decreased from 8.6% in 2013 to 4.8% in 2018.<sup>18</sup>

<sup>18</sup> STEPS Survey 2013, 2018



## About road safety measures and spa treatment

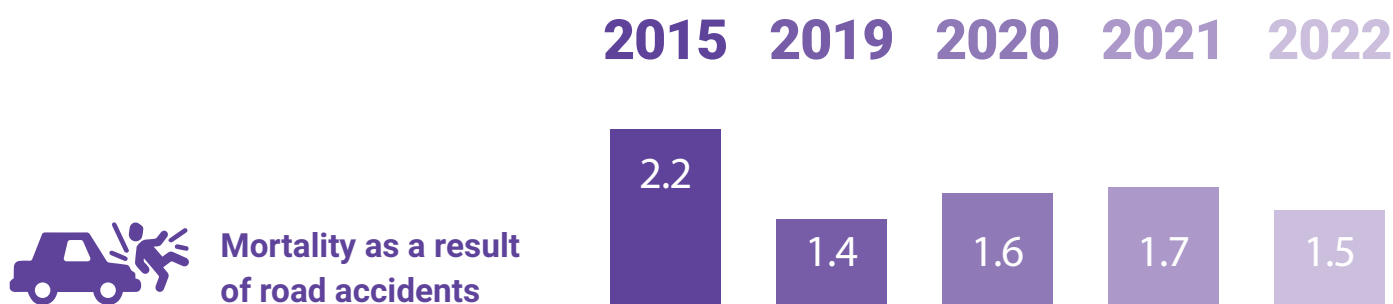
Turkmenistan is taking measures to ensure road safety with the participation of a broad range of sectors, such as transport, police, healthcare, education. Following this, the mortality rate as a result of road accidents in 2015–2022 decreased from 2.2 to 1.5 cases per 100,000 of the population (*Figure 20*).<sup>19</sup>

The following measures are carried out to combat injuries:

- specially trained trauma and resuscitation teams are organized in the Emergency Ambulance Centre;
- ambulances, reanimobiles, and medical helicopters are equipped with modern specialized medical equipment that meets international standards;
- with the help of MI-8, MI-17, SUPER-PUMA, ANSAT helicopters, spe-

cialized medical care is provided on the ground all over the country; and transportation and placement to specialized medical centres and hospitals are carried out as necessary.

The healthcare system also pays great attention to spa treatment. In order to further develop sanatorium treatment in 2020, the National Programme for the Development of the Sanatorium system in Turkmenistan, 2021–2025 was adopted and is successfully under way. Currently, resorts and health resorts are functioning in the country, aimed at providing the population with recreational and other resort and sanatorium services of high quality. In 2020, the Bagabat sanatorium was opened at the foothills of Akhal velayat, equipped in accordance with the latest achievements of medical science and cutting-edge technology.



*Figure 20. Mortality as a result of road accidents, number of cases per 100,000 population*

<sup>19</sup> State Committee of Statistics of Turkmenistan









### Progress in 2019–2022:

- The immunization targets with all vaccines included in national programmes have been almost achieved.
- Turkmenistan has been successful in ensuring the transition of funding for tuberculosis control activities from donors to the Government. Diagnosis and treatment of tuberculosis are part of the “basic package” of services that are provided to patients free.
- At the beginning of 2021, an incremental vaccination against COVID-19 was launched. Currently, a vaccination campaign is being carried out for the age groups of 18+, as well as revaccination of the population.
- The updated immunization VacBase as well as the “The Register of Vaccinated Persons against COVID-19”, and the “Monitoring System for patients with parenteral viral hepatitis” software is being introduced in the health care system of Turkmenistan with the WHO assistance.
- Since 2022, free cervical screening has been carried out everywhere among women aged 29–59 years.
- The National Programme for Ensuring the Healthy Well-being of the population in Turkmenistan, 2023–2028 has been adopted.
- Productive cooperation is carried out with external partners, such as the

UN, its agencies UNDP, WHO, UNICEF, UNFPA and the Global Fund to Fight AIDS, Tuberculosis and Malaria.

### Follow-up steps for SDG 3 implementation

The Government of Turkmenistan demonstrates a high political commitment to measures to protect and improve public health. A solid system of management and leadership in the field of healthcare has been established, supported by policy documents and significant state funding for health care activities, including prevention and treatment measures.

Concurrently, work will continue on the further development of the healthcare sector. The preparation of a list of vital medicines and a package of free services for mothers and children will continue. Sanitary and educational work among the population is being enhanced. A third STEPS survey is planned, after which data on the prevalence of tobacco and alcohol use in the country will be updated. In 2023, it is planned to conduct a Multi-cluster Survey MICS-7, which will provide updated data.

During further improvement the digitalization of medical services will be in the focus. It is planned to develop mobile software for access to medical services and a unified medical system. The records and reporting system will be improved taking into account the latest guidelines, such as the introduction of new diagnostic tools, new medicines and pharmacovigilance.



# GOAL 4

ENSURE INCLUSIVE  
AND EQUITABLE QUALITY  
EDUCATION AND PROMOTE  
LIFELONG LEARNING  
OPPORTUNITIES FOR ALL

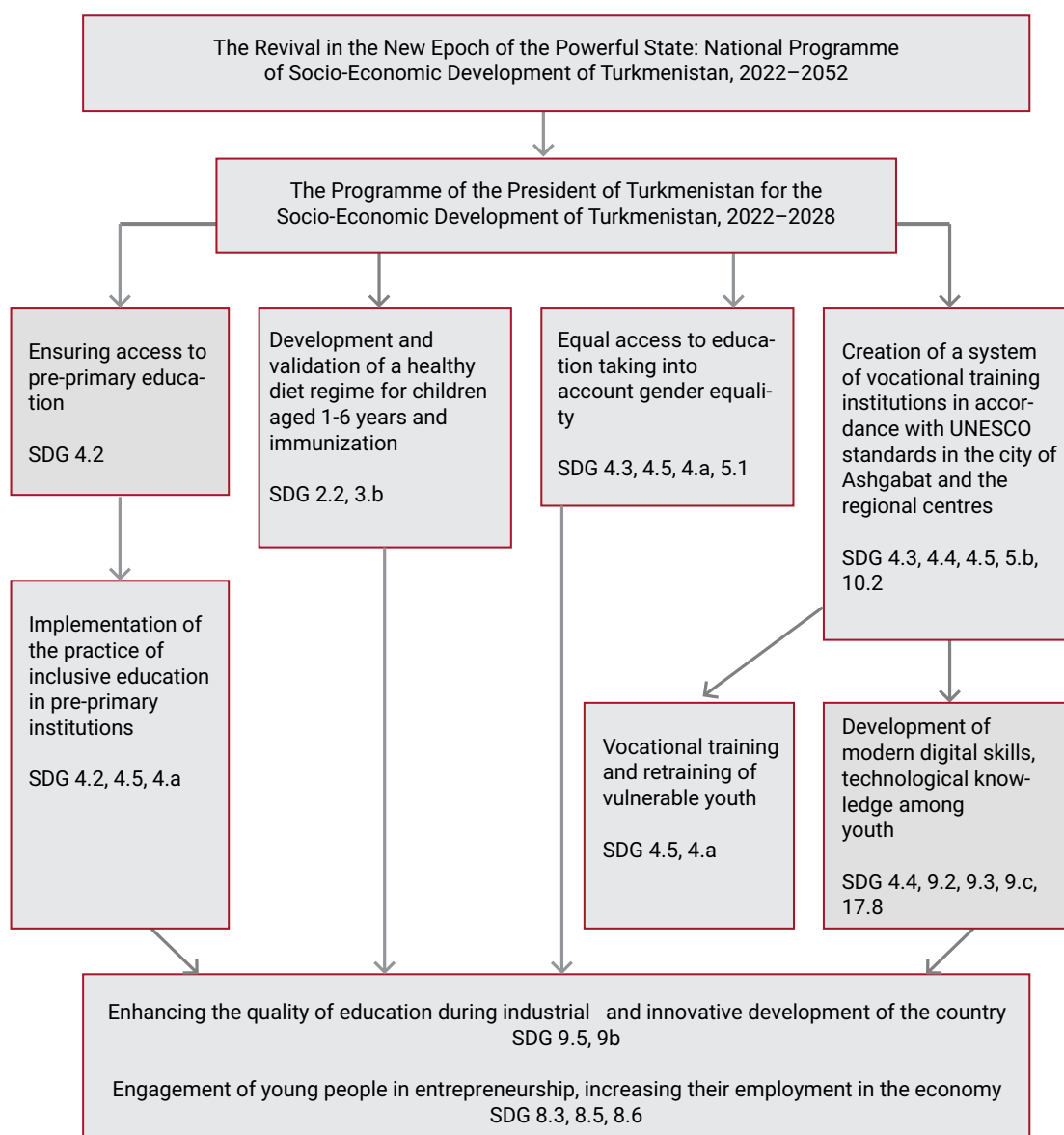




Education, as a significant factor of socio-economic progress, belongs to the priority directions of Turkmenistan’s policy. In the country, special importance is attached to the bringing up of an educated, erudite generation with a broad outlook and capable of managing innovative technologies. Measures aimed at ensuring the sustainability of the development of the education system enable to ensure continuous access to education institutions. Thus, during the COVID-19

pandemic, Turkmenistan managed to provide education in schools by increasing the number of shifts, without resorting to a distance education format. Sanitary and hygienic preventive measures were provided.

The identification of the education system as priority strategic directions of Turkmenistan allows ensuring the sustainable development of this area in conjunction with other areas of the socio-economic system (Figure 21).



**Figure 21.** Correlation between SDG 4 “Quality education” and other SDGs and policy documents of Turkmenistan



## Pre-primary education

One of the areas of the national policy on early development is the preparation of pre-primary children for school.

In accordance with the current Law of Turkmenistan “On Education”, the preparation of pre-primary children for school is mandatory and is carried out for at least one academic year in pre-primary, comprehensive school or other education institutions, and, as an exception, in the family. Executive authorities in the field of education, together with local self-government bodies, organize and coordinate methodological and advisory assistance to families who prepare pre-primary children for school at home.

In the country, there is a steady increase in the participation of child-

ren in organized types of education, one-year pre-school training at the age of 5 to 6 years. The results of MICS-6 showed that the rate of attendance of five-year-old children of organized types of training increased one year before they reached the official age of admission to school. If in the 2015/2016 academic year (MICS-5) this indicator was 46.2% (boys – 46.7%, girls – 45.6%), then in 2019 it increased to 49.8% (boys – 48.9%, girls – 50.7%). The percentage of children (3-5 years old) who attend one or another organized training programme at an early age was 40.8% (boys – 39.9%, girls – 41.6%). The school readiness index was 52.4% (boys – 53.2%, girls – 51.6%) and increased compared to MICS-5 (2015/2016) – 44.1% (boys – 39.1%, girls – 49.6%). Concurrently, there is a significant gap between





the urban and rural areas in the attendance of children in the pre-primary training programme. The percentage of children aged 3–5 years attending a pre-school education programme, according to basic characteristics, is 41% on average in the country, 65% in cities, and 26% in villages. In the capital of the country, this indicator is significantly higher than the national average (77%).<sup>20</sup>

To implement educational reforms in pre-primary education, the National Strategy for Early Childhood Development in Turkmenistan for 2020–2025 and the Programme for Improving the Activities of Pre-primary Institutions in Early Childhood Development and the Preparation for School in Turkmenistan in 2020–2025 were adopted.

The main indicator of a child’s proper development is the Early Childhood Development Index. In Turkmenistan, the Early Childhood Development Index remained as high as 95.0% in 2019 (boys – 94.7%, girls – 95.3%)

and exceeded the results of MICS-5 (2015/2016) – 90.9% (boys – 91%, girls – 90.7%) (Figure 22).

The country’s education system is developing according to the principle of sustainable development, given the interests of different categories of the population. Early Childhood Development Centres established by the Ministry of Education of Turkmenistan jointly with the UNICEF Representative Office in Turkmenistan are functioning in the country. Along with providing an inclusive environment for development, the Centres provide services to parents to improve their parenting skills for early development and prepare their pre-primary children for school at home.

Monitoring in pre-primary institutions of children’s readiness to enter school is carried out annually at the end of the school year before graduation from kindergarten and is accompanied by a characteristic for each child to be sent to school.




Figure 22. Early Childhood Development Index in 2019, %<sup>21</sup>

<sup>20-21</sup> State Committee of Statistics of Turkmenistan, UNICEF, MICS-6, 2019





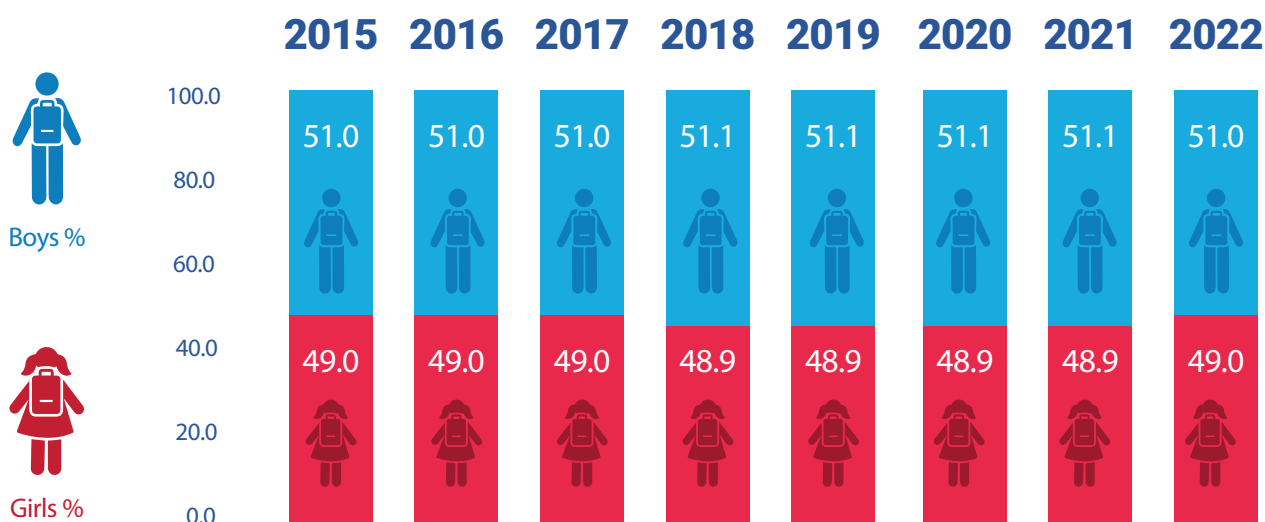
## Primary and secondary education in Turkmenistan

The Constitution of Turkmenistan, the Laws of Turkmenistan “On Education”, “On State Guarantees of the Rights of the Child” guarantee all children to receive compulsory free, equal and high-quality general secondary education on the principle of “leaving no one behind”. Concurrently, in order to ensure more effective realization of people’s rights to education, more measures detailed are provided for in the National Human Rights Action Plan, 2021–2025 to ensure access to education for stateless persons, also in the languages of ethnic minorities, to receive education abroad, to consider the adoption of multilingual training programmes.

Gender equality is maintained in secondary education (Figure 23). Gender differences among secondary school students are a consequence of the demographic factors in Turkmenistan, where on average, 107 boys are born per 100 girls.

*With the technical assistance of the UNICEF Representative Office in Turkmenistan, a model of school certification for compliance with the status of a “child-friendly school” was developed. This document has been successfully validated at the national level, and went through the international expertise. Currently, there are 78 comprehensive schools in the country, which have been awarded international status and issued a corresponding certificate of “Child-friendly schools”.*

Schools operate according to the unified state educational curricula and standards. State education bodies of various levels manage education institutions and monitor their activities. No student who has not reached the minimum level of literacy and numeracy skills can be transferred to the next form, or finish school.



**Figure 23.** Ratio of the number of girls and boys in secondary schools of Turkmenistan, %



The MICS-6 cluster survey conducted in 2019 showed good results in the field of education (*Figure 24*).

According to the MICS-6 survey, the attendance of students of comprehensive schools is at a fairly high level. At the stage of primary education,

attendance was 99.6%, at the stage of general secondary education – 98%.

The enrollment rate of children at all levels of education in the country is quite high, while there is a potential to improve the enrollment of children in basic secondary education (*Figure 25*).

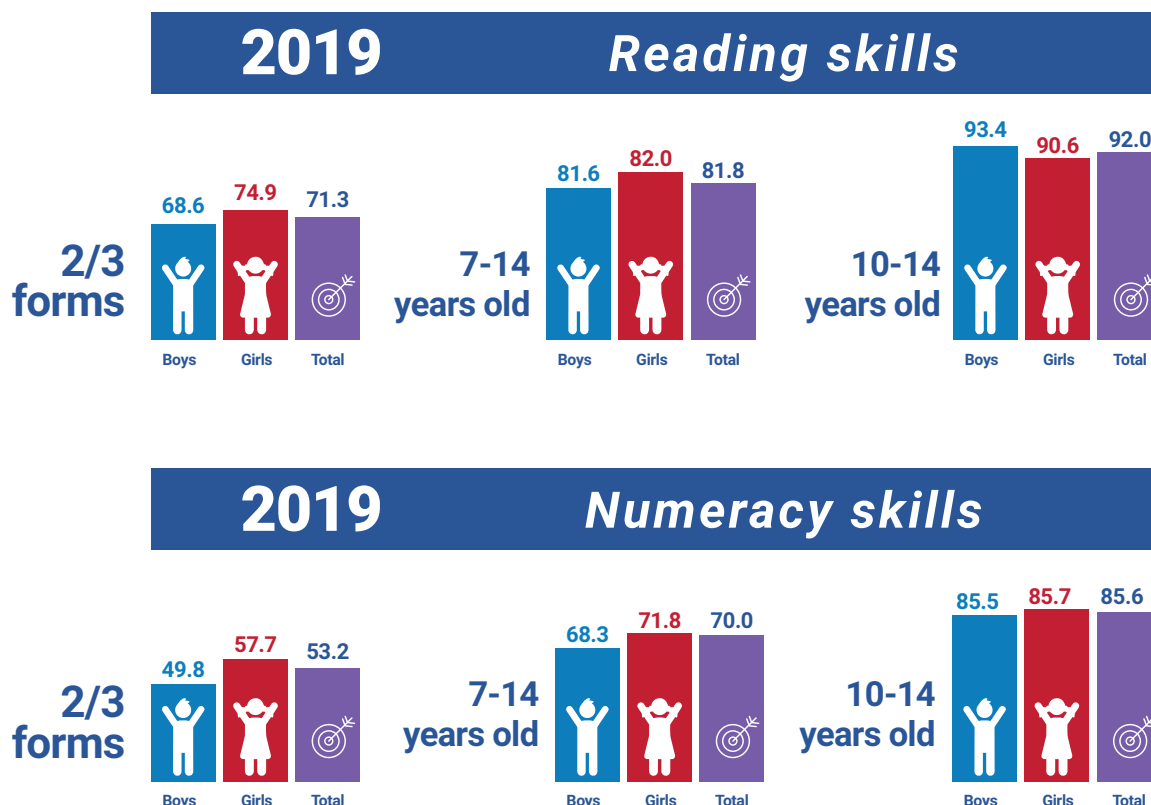


Figure 24. Reading and numeracy skills, %



Figure 25. Completion rate education in 2022, %<sup>22</sup>

## Vocational training and higher education

The system of vocational training in Turkmenistan includes three types of training institutions: primary, secondary and higher vocational training institutions.

In accordance with global trends, higher vocational training has both a two-stage structure for the training of bachelors, masters, and a traditional one-stage structure for the training of specialists. In Turkmenistan, higher education institutions are academy, university, institute, conservatory and others.

In recent years, there have been dramatic changes in the educational process of higher education institutions. Taking into account the specifics of Turkmenistan's economic development and the needs of economic upgrading, new primary, secondary and higher vocational training institutions are being opened.

Graduates of institutions of secondary and higher vocational training are sub-

ject to referral to work in accordance with the Regulations on the Referral of Graduates of State Institutions of Secondary Vocational and Higher Vocational training.

Broad opportunities are being created for the youth of Turkmenistan based on digital educational technologies, to receive vocational training, both in their own country and in advanced higher or other education institutions abroad.

Higher and secondary vocational training of specialists in the country is provided by 25 state institutions of higher education and 42 secondary vocation-



<sup>22</sup> State Committee of Statistics of Turkmenistan



al training institutions, in which more than 80.1 thousand students studied in the 2020/2021 academic year,

and in the 2022/2023 academic year – 96.3 thousand students (or 20.2% more) (Figure 26).

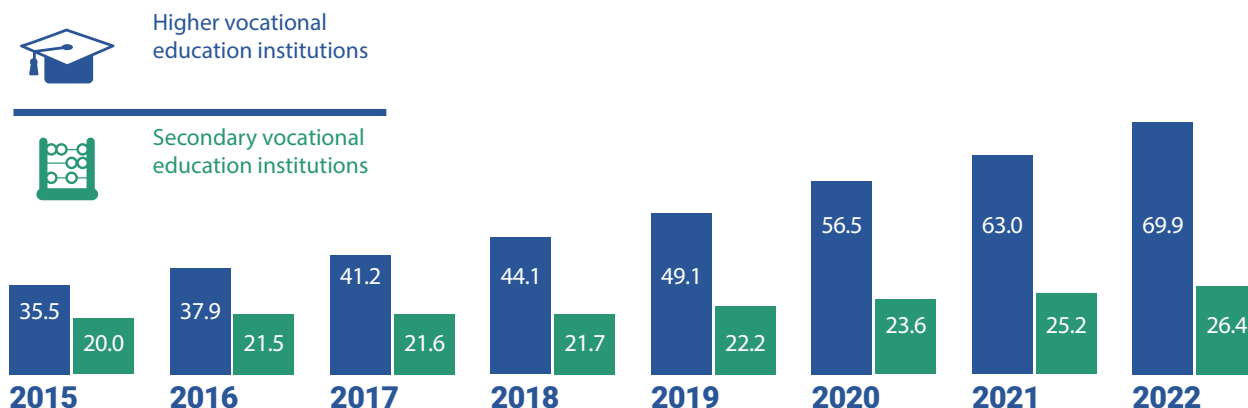


Figure 26. Number of students trained in higher and secondary vocational training institutions of Turkmenistan, thousand people<sup>23</sup>

Turkmenistan pays special attention to strengthening the innovative capacity of the vocational training system based on knowledge and cutting-edge technologies. To develop the competitiveness of human resources, the Government of Turkmenistan has clearly defined the basic skills, including knowledge of foreign languages and digital competencies.

Turkmenistan constantly confirms its commitment to the fundamental principles of “Education for All”.<sup>24</sup> In April

2021, Turkmenistan ratified the International Convention against Discrimination in Education.

Gender equality is observed in the country in the field of education. Women and girls have the right to freely choose a profession, and equal conditions for admission to education institutions are ensured for them. Girls make up 2/3 of the students enrolled in secondary vocational training institutions (Figure 27).

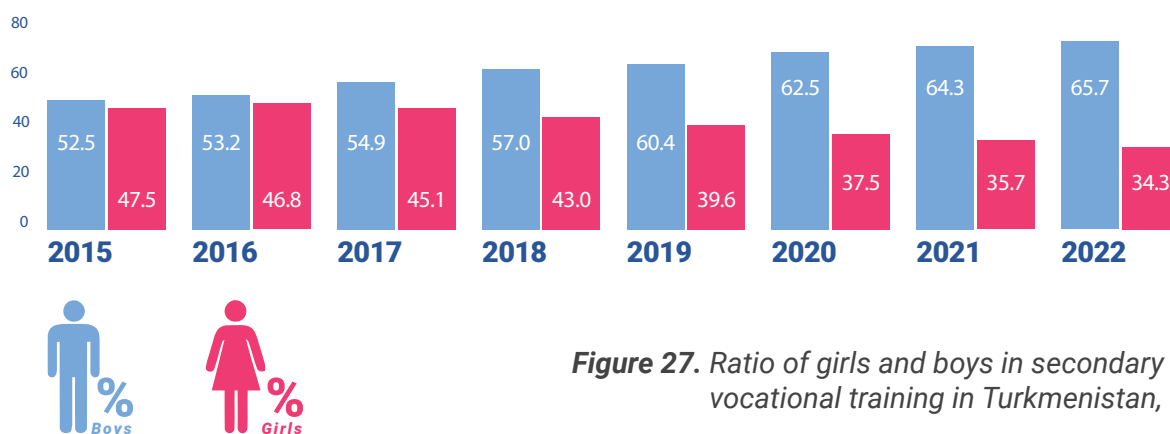


Figure 27. Ratio of girls and boys in secondary vocational training in Turkmenistan, %<sup>25</sup>

<sup>23</sup> State Committee of Statistics of Turkmenistan

<sup>24</sup> World Declaration on Education for All, 1990

<sup>25</sup> State Committee of Statistics of Turkmenistan



As the data below shows, the gender gap is also narrowing in the higher education system. In higher vocational training institutions, girls are increasingly acquiring skills in new promising areas, such as technological, physical and mathematical sciences, as well as in the field of digital technologies. Thus, the share of girls studying in higher vocational training institutions

has grown significantly and amounted to 42.5% by 2022 (Figure 28).

The professional level of teachers and psychologists in schools is being improved in cooperation with UNICEF in order to put into practice improved teaching methods to promote gender equality and prevent gender-based violence.

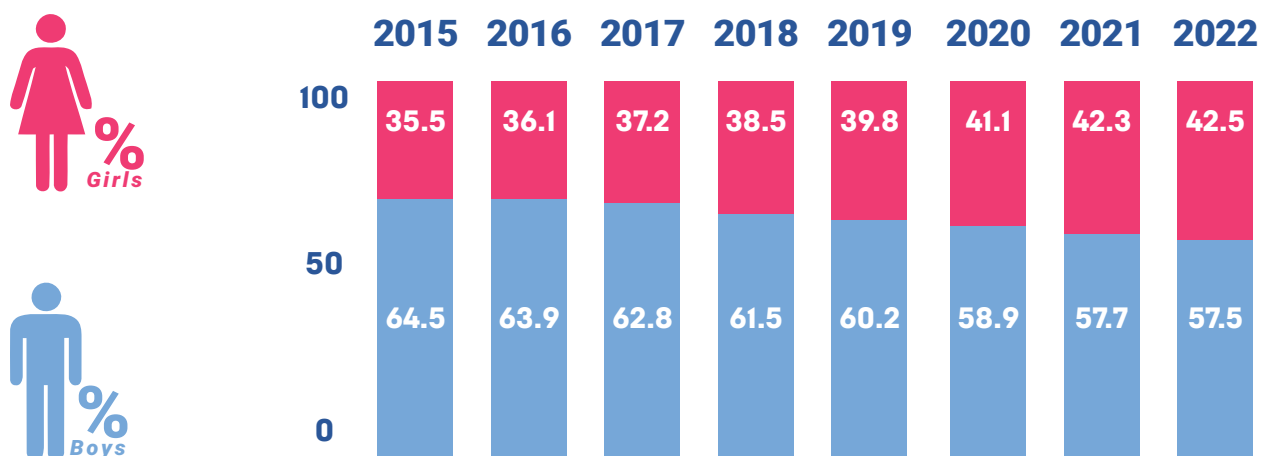


Figure 28. Ratio of girls and boys in higher vocational training in Turkmenistan, %<sup>26</sup>

### Literacy of the population and the creation of an effective learning environment for all

Turkmenistan has a high level of literacy of the population. The literacy rate of the population of Turkmenistan aged 15 years and older is 99.8% among women, 99.9% among men, and 99.9% among both women and men aged 15–24 years.

The country pays great attention to the provision of schools with basic infrastructure. At the same time, there

is a lot of work to be done to provide schools with Internet access (Figure 29).

Special attention in Turkmenistan is paid to vulnerable segments of the population and persons with disabilities, settings are being created for them to receive a decent education. A draft National Concept of Inclusive Education has been developed in cooperation with UNICEF. The curricula for the training and advanced training of teachers at all levels of education are being improved through the in-

<sup>26</sup> State Committee of Statistics of Turkmenistan



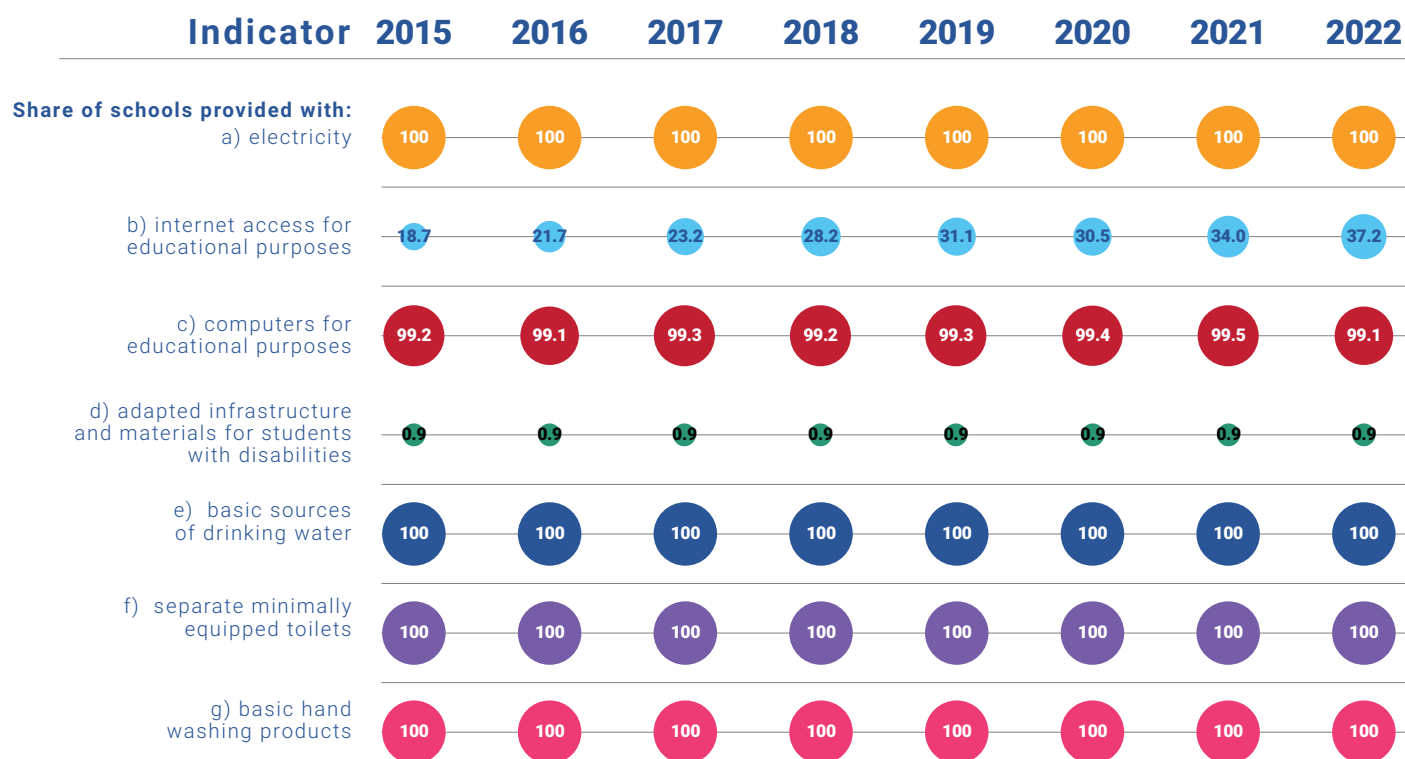


Figure 29. Provision of schools with basic infrastructure, %<sup>27</sup>

cremental introduction of a competence-based approach to education with the participation of international experts from UNICEF and UNESCO. According to the survey on the situation of adults and children with disabilities, the overall literacy rate among persons with disabilities aged 18 years and older is 86%. Every third child with a disability aged 3 to 17 years attends a regular educational institution, while 12% attend special pre-primary and special comprehensive schools.

Children who, due to health reasons, cannot attend comprehensive schools, study in special education institutions and, in accordance with the curricula and programmes, receive a full secondary or basic secondary education, the necessary health correction, cor-

rection of developmental disorders (hearing, vision, speech, mental development, disorders of the musculoskeletal system), restoring lost skills. Currently, there are 17 such institutions operating in Turkmenistan, in which more than 4 thousand children study. Students and pupils of these institutions who have restored or improved their health are transferred to comprehensive schools in accordance with the conclusion and recommendations of medical and pedagogical commissions. For children who are on long-term treatment in medical institutions, training is organized at their place of stay (treatment) with the involvement of teachers from nearby secondary schools. Similarly, home schooling for children with disabilities is organized.

<sup>27</sup> Ministry of Education of Turkmenistan



In vocational and technical vocational institutions, equal access to vocational training is provided to all categories of citizens. Ministries and agencies that have professional educational institutions under their jurisdiction assist to persons with disabilities in the form of exemption from tuition fees. A practice is in place of providing free education to persons with disabilities at the expense of local self-government administrations.

In accordance with the Law “On Education” in education institutions, the maintenance and training of orphans and children left without parental care or persons replacing them are carried out on the basis of full state support, including in institutions of higher and secondary vocational training, until they have reached the age of 24.

### **Training of teaching staff**

The training of teaching staff is one of the significant priorities of the govern-

ment educational policy of Turkmenistan.

To train specialists on the achievements of world science and practice, the National Institute of Education of Turkmenistan regularly conducts refresher courses for employees of the educational system and institutions.

Turkmenistan is an active supporter of international educational integration, having agreements on cooperation in specialized areas with many countries of the world. In 2022, Turkmenistan joined the Convention on the Recognition of Qualifications Related to Higher Education in the European Region. Intergovernmental agreements on mutual recognition of diplomas, academic titles have been concluded with such countries as China, Russia, Belarus, Kazakhstan, Ukraine and Tajikistan. Diplomas of education of education institutions of these countries are recognized, and their holders are employed in the relevant specialty, including in the education system.



Currently, more than 110 thousand teachers are educating children, students in education institutions of Turkmenistan.

In the 2021/2022 academic year, the share of teachers in pre-primary institutions who received a teaching profession was 81.3% (95.6% of them female), 100% in primary school (82.8% of them female), 99.9% in secondary school (61.8% of them female).<sup>28</sup>

The ratio of women in the teaching staff is growing every year. In 2022, 1/3 of the secondary school teachers were male. In pre-primary institutions, the proportion of male teachers is less than 5% (Figure 30).

In 2023, in cooperation with UNICEF, the National Institute of Education of Turkmenistan developed methodological manuals on adaptation to climate change for school teachers and published 8,000 copies for schools. These manuals are designed to facilitate the practice of teaching by including top-

ics on adaptation to climate change in the five subjects' curricula of primary and secondary education related to the environment, such as natural science, ecology, geography, basics of life and agriculture.

The Ministry of Education has developed basic modules of the digital education management information system for piloting and further implementation. This system is focused on improving the efficiency of data collection, analysis and use in the education system.

In 2022, Turkmenistan developed a National Summary Report on Turkmenistan's commitment to the transforming education, which reflects national commitments and consensus on priority actions based on existing policies, programmes, and initiatives. This report was prepared as a result of national consultations on preparations for the Transforming Education Summit.

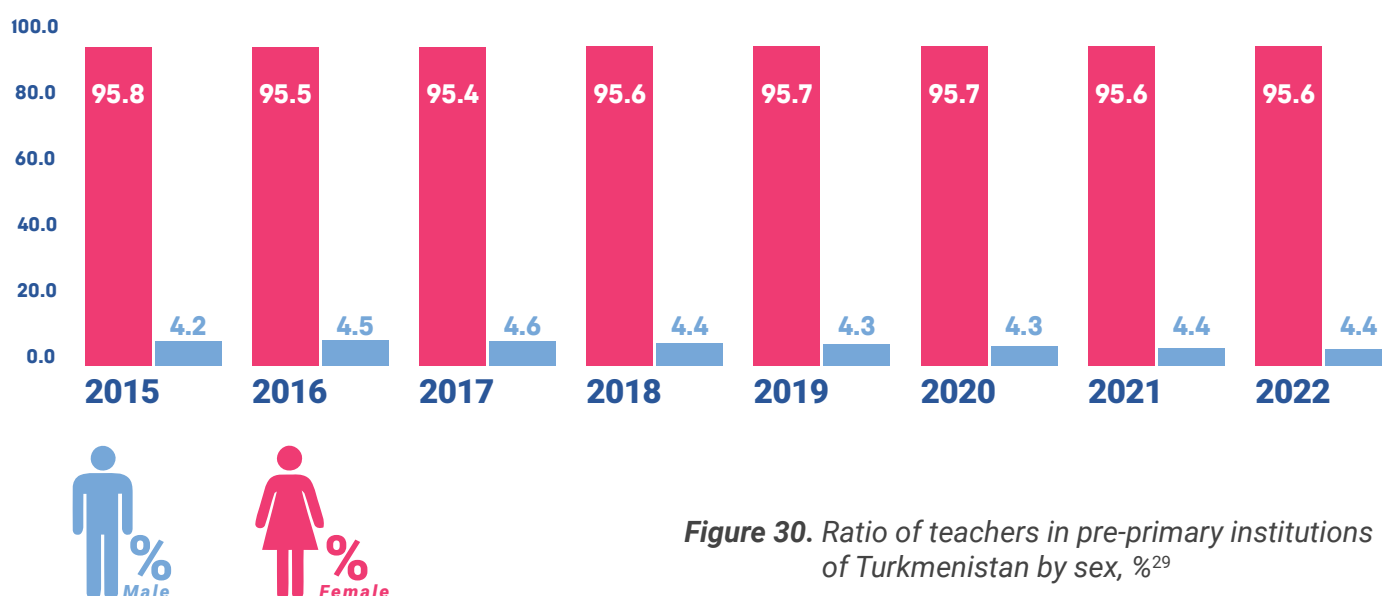


Figure 30. Ratio of teachers in pre-primary institutions of Turkmenistan by sex, %<sup>29</sup>

<sup>28-29</sup> Ministry of Education of Turkmenistan



*In 2022, the Government of Turkmenistan held National consultations on preparations for Transforming Education Summit. The UN in Turkmenistan supported this process, including the UN Permanent Coordinator's Office, the UNICEF country office, the UNESCO office in Tehran and the National Commission of Turkmenistan for UNESCO. Inclusive consultations on the transforming education have mobilized broad public participation, including national ministries, student and youth organizations, civil society groups, teachers' associations, the private sector, academia, and the media.*

*National consultations were held within the framework of four thematic areas:*

- ensuring full recovery after the COVID-19 pandemic;*
- identification of the main strategic transformations and levers for re-thinking education in the 21<sup>st</sup> century and accelerating progress in achieving common goals in education;*
- increasing the ambition of national goals and benchmarks in education;*
- ensuring enhanced and more sustainable public financing of education.*



## **Progress in 2019–2022:**

- The National Strategy for Early Childhood Development in Turkmenistan, 2020–2025 and the Programme for Improving the activities of pre-primary institutions in early development and improving the preparation of children for school in Turkmenistan, 2020–2025 are being implemented.
- A new version of the Law of Turkmenistan “On Education” (2021) has been adopted.
- The Convention on Combating Discrimination in Education (2021) has been ratified.
- The Convention on the Recognition of Qualifications Related to Higher Education in the European Region (2022) has been ratified.
- Sustainable Development Goals are being integrated into curricula; new specialties are being opened in accordance with the labour market needs.
- The number of students in universities increased by 42.2%, in secondary vocational training institutions – by 18.8% in the 2022–2023 academic year, compared with the 2019–2020 academic year.
- Digital educational systems have been introduced, such as: e-school, digital educational portals, e-Dean's



Office system, educational e-library, e-university ranking system, online statistical data system of universities and colleges, online testing systems, education institutions' websites and e-document management system have been created in higher and secondary vocational training institutions.

### **Follow-up steps for SDG 4 implementation**

In the future, Turkmenistan faces the task of transition to continuous education – the process of increase of the life-long learning (general and professional) capacity of the individual. This should be ensured by the unity and integrity of the education system, the creation of conditions for self-education and comprehensive personal development, a set of successive, coordinated, differentiated curricula of various levels and levels that guarantee citizens the realization of the right to life-long education and provide an opportunity to receive general education and vocational training, retraining, and professional development.

Concurrently, work will continue to ensure accessibility and inclusiveness of education, achieve gender equality in the vocational training system and increase the share of girls in higher education institutions, introduce new subjects and specialties in demand in the labour market in secondary and higher vocational training institutions,

digitalize education, disseminate interactive and distance learning methods.

In order to implement the tasks designated, a "Roadmap" will be developed, which includes specific actions to implement the National statement of Turkmenistan on commitment to the transforming of education, which was announced during the UN Transforming Education Summit.

It is also planned to develop a professional standard for teachers and a national system for evaluating learning outcomes, based on international best practices.

In order to increase the competitiveness of young people in the labour market, a new generation state educational standard in vocational training will be developed and implemented.





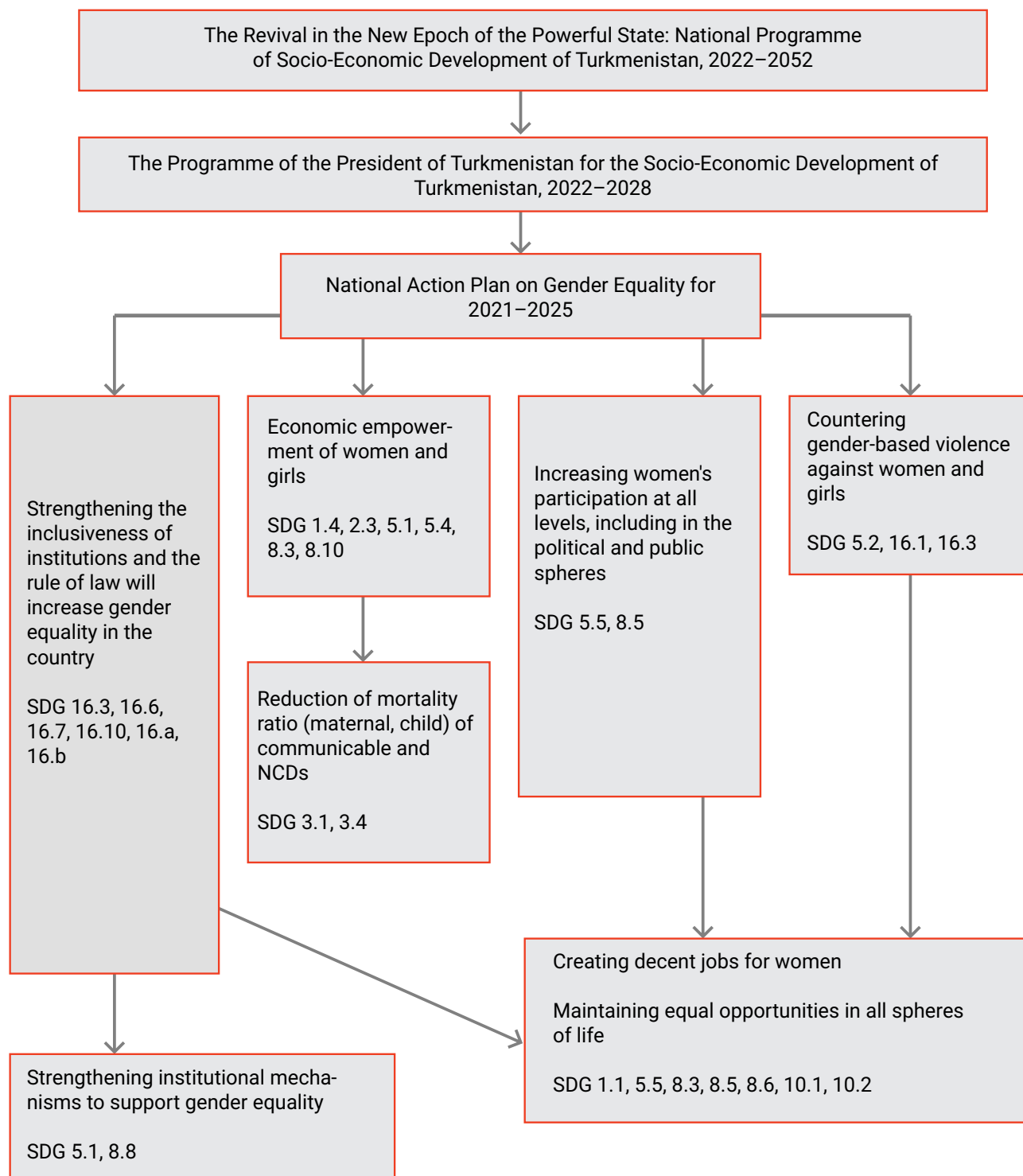
# GOAL 5

ACHIEVE GENDER EQUALITY  
AND EMPOWER ALL WOMEN  
AND GIRLS





Ensuring gender equality and empowering all women and girls is a cross-cutting direction of Turkmenistan’s state policy. SDG 5 can positively influence the achievement of all Sustainable Development Goals provided there is a gender-oriented state policy (Figure 31).



**Figure 31.** Correlation between SDG 5 “Gender equality” and other SDGs and policy documents of Turkmenistan



## Elimination of all forms of discrimination against women and girls

Turkmenistan pursues an active gender policy that promotes equal participation of women in all spheres of public-political, economic, social and cultural life. The implementation of the principle of equal rights and freedoms, as well as opportunities for both men and women is carried out in accordance with the Constitution of Turkmenistan.

Gender equality issues ensure the universal integration of women and girls into the socio-economic and cultural development of the country. Women make a worthy contribution to the sustainable socio-economic development of the country, the promotion of civil society.

Currently, women have a larger share of the total permanent population of Turkmenistan than men do. For example, as of January 1, 2021, women accounted for 50.2%. Positive dynamics is observed in the number of women employed in the economy. If in 2015 women accounted for 40.1% of the number of employees of large and medium-sized enterprises, then in 2021 this share increased to 42.5%.<sup>30</sup>

The Basic Law of Turkmenistan has enshrined a number of additional rights arising from the international human rights instruments aimed at supporting and further developing women's rights.

The principle of equality and equal opportunities for women and men is the basis of the country's regulatory legal framework and does not allow discrimination on the basis of gender.



<sup>30</sup> State Committee of Statistics of Turkmenistan



Turkmenistan has signed and ratified a number of basic UN documents aimed at protecting the interests of women and achieving gender equality.

In order to ensure gender equality, the Law of Turkmenistan “On State Guarantees of equal rights and equal opportunities for women and men” was adopted in August 2015. The State guarantees women and men the equal right to work, equal employment opportunities, free choice of profession, entrepreneurial activity, combining work with parental responsibilities, equal rights to safe working conditions, protection from unemployment, equal remuneration for work of equal value, as well as an equal approach to assessing the quality of work in accordance with labour legislation of Turkmenistan.

Equality of women and men is also enshrined in such legislative acts of Turkmenistan as the Family Code, the Labour Code, the Electoral Code, the Civil Code, the Code on Social Protection of the Population, in the Laws “On the Ombudsman”, “On Employment”, “On Education”, “On Public Health protection”, “On advocacy and breastfeeding support”, “On State Youth Policy”, “On Public Service”, “On Social Services” and other regulatory legal acts of Turkmenistan.

At the international level, Turkmenistan has made specific commitments and consistently implements the provisions of the Convention on the Elimination of All Forms of Discrimination against Women (CEDAW), the Beijing Declaration and Platform for Action on

the consistent realization of the rights and opportunities of women and girls.

Turkmenistan has also acceded to the International Covenant on Economic, Social and Cultural Rights, the International Covenant on Civil and Political Rights, the Convention on the Political Rights of Women, the Protocol on the Prevention and Suppression of Trafficking in Persons, Especially Women and Children, and Punishment for It, supplementing the UN Convention against Transnational Organized Crime, the Convention on Combating Discrimination in the field of education, the Convention of the International Labour Organization “On Equal Remuneration of Men and Women for Work of Equal value” and other international acts in the field of women’s rights and freedoms.

In April 2021, at a meeting of the UN Economic and Social Council (ECOSOC), Turkmenistan was elected to the Executive Board of the UN entity on Gender Equality and Women’s Empowerment (UN Women) for 2022–2024. Turkmenistan was also a member of the Commission on the Status of Women for 2018–2022.

In December 2020, the second “National Action Plan for Gender Equality in Turkmenistan for 2021–2025” was approved, developed with the advisory support of the United Nations Population Fund (UNFPA). This document is a policy document and is aimed at ensuring conditions for equal participation of men and women in all spheres of society.



The National Action Plan stipulates a number of specific measures in various areas in order to create the necessary conditions for further expansion of women's participation in the public-political, socio-economic, cultural and humanitarian life of the country.

Gender issues are also reflected in the "Sustainable Development Co-operation Framework for 2021–2025 between the UN and the Government of Turkmenistan for 2021–2025", "National Human Rights Action Plan in Turkmenistan for 2021–2025", "National Action Plan for the realization of Children's Rights in Turkmenistan for 2018–2022", "National Action Plan of Turkmenistan for Countering Human Trafficking for 2020–2022".

On a regular basis, every four years Turkmenistan submits National Reports on the implementation of the provisions of the CEDAW to the UN Committee on the Elimination of Discrimination against Women containing information on key legislative, institutional, administrative and other practical measures implemented during the reporting period. In 2022, the Sixth periodic report of Turkmenistan was prepared and submitted in accordance with article 18 of the CEDAW.

### **Elimination of all forms of violence against all women and girls**

The state guarantees women and men equal rights to protection from sexual assault, abduction and trafficking in

accordance with article 24 of the Law of Turkmenistan "On State Guarantees of Equal Rights and Equal Opportunities for Women and Men", the Laws of Turkmenistan "On State Guarantees of the Rights of the Child", "On Combating Human Trafficking", the Criminal Code of Turkmenistan, The Code of Turkmenistan on Administrative Offences and others.

In 2020, a Sample Survey on "Health and Status of Women in the Family in Turkmenistan" was conducted jointly with the UNFPA office in Turkmenistan. This Survey represented the first national experience in collecting data and analyzing the issues of domestic violence against women. It based on surveys of women aged 18–59 years in all regions of the country. The Survey contributed to an in depth study of the issues and causes of violence against women.

The findings of the Sample Survey were summarized in May 2022 and published in August 2022. According to the results of the National Sample Survey, the proportion of women aged 18-59 years who have ever been married/in a relationship, who have been subjected to physical, sexual and/or psychological violence by their husband/partner over the past 12 months was 5.4%, and 12% of women have experienced physical and/or sexual violence by their husband/partner at least once in their life. The proportion of women and girls aged 15 and older who have been sexually abused by anyone other than intimate partners during their lifetime was 0.3%.






In November 2022, a “Roadmap” was developed to implement the recommendations of the National Sample Survey on the Health and Status of Women in the Family in Turkmenistan for 2022–2025, which included four key areas:

- Improving legislation on the development and adoption of a law on the prevention of domestic violence;
- Establishing a coordinated system of services to support and protect women victims of violence;
- Implementing measures to prevent violence against women and all forms of gender discrimination;
- Collection and analysis of data on the frequency, prevalence and characteristics of gender-based violence in the family and outside it.


SDG 5 commits countries to end early marriage by 2030. As for the end of early marriage, in accordance with the Family Code of Turkmenistan, marriage is allowed from the age of 18.

According to the MICS-6, in 2019 in Turkmenistan there was an increase in the number of women aged 20 to 24 who reported entering into an official or civil marriage before they reached the age of 15 and 18 (*Figure 32*).

Despite a slight increase in this indicator, much attention is paid to the issue of the eradication of early marriage and appropriate preventive measures are being taken.



- Proportion of women aged 20–24 who entered into a (non-) official marriage before they reached the age of 15
- Proportion of women aged 20–24 years who entered into a (non-) official marriage before they reached the age of 18



**Figure 32.** Percentage of women aged 20–24 who have entered into marriage or union under the age of 15 and under the age of 18, %



*According to MICS-6, the percentage of girls aged 1–14 years who were exposed solely to nonviolent parenting methods was 31.4%.*

*In 2022, the Ministry of Internal Affairs of Turkmenistan for the first time created a child-friendly room in the Police Department of the Kopetdag etrap/district of the city of Ashgabat. This room has been designed for conducting investigative actions with child victims and witnesses of crimes. This room provided a safe and comfortable environment for children in contact with the law, and was equipped with modern video and audio-visual equipment. This, in turn, will help avoid repeated interrogations and the potential repeated trauma of children.*

### **Ensuring universal access to sexual and reproductive health protection services**

Special attention is paid in the country to the issue of creating conditions for the protection of reproductive health of men and women. Turkmenistan was among the first CIS countries to approve a National Reproductive Health Strategy within the framework of cooperation with UNFPA, the priorities of which are family planning and safe motherhood, ensuring access to modern methods of contraception and ensuring maternal health

According to the results of the MICS-6 cluster survey, the proportion of

women aged 15–49 years who independently make informed decisions about sexual relations, the use of contraceptives and seeking reproductive health services was 42.2% (2019).

The Law of Turkmenistan “On the Protection of Citizens’ Health” provides for state guarantees of ensuring equal rights of women and men in the field of health, namely, women and men are guaranteed the equal right to: health protection and promotion; receiving state-guaranteed volume of quality medical care and use of medical services; receiving information about reproductive health.

In June 2021, the country adopted the National Strategy on “Healthy Mother – Healthy Child – Healthy Future” for the protection of maternal and child health for 2021–2025.

Since the 2007–2008 academic year, the subject “Basics of life” has been taught in comprehensive schools of the country. The curriculum of the discipline covers the topics of healthy lifestyle, adolescent reproductive health, gender issues, prevention of bad habits, features of the development of the body in adolescence, as well as preparation for family life and others.

The Ministry of Education of Turkmenistan has developed and approved an educational and methodological manual of training standards for reproductive health protection. Materials on the protection of reproductive health in high school are included in textbooks of 7–10 forms of the subject “Basics of life”.



In all velayats/regions of the country and in Ashgabat, the Union of Women of Turkmenistan, together with the Mejlis of Turkmenistan, local authorities and administrations, hold “round tables” every year to raise awareness of the UN Convention on the Elimination of All Forms of Discrimination against Women.

Every year, on the initiative of the Women’s Union, the “Woman of the Year” contest is held in seven nominations. The contest promotes the fostering of a positive image of a modern female leader, a female entrepreneur in society and promotes more active involvement of women in the development of democratic processes in the country.

### Ensuring equal opportunities for women

A lot of work is being done in the country to expand the participation of wom-

en in all spheres of the public-political life of the state. In accordance with the legislation of Turkmenistan, women on equal rights with men are members of representative, executive and judicial authorities at all levels. Women are widely represented in all three political parties registered in Turkmenistan and actively participate in the public-political life of Turkmenistan.

Women are widely represented in government authorities, local executive and representative authorities, and local self-government bodies and in the Parliament (Mejlis) of Turkmenistan. In 2022, the share of seats held by women in the national Parliament was 25.7%, and women make up 21.7% of local representative bodies (Halk Maslahaty/Peopl’s Council). In 2022, the proportion of women in senior positions was 22.4%.<sup>31</sup>

The state provides equal support to both men and women involved in the



<sup>31</sup> State Committee of Statistics of Turkmenistan



production of agricultural products. The development of market relations in the agro-industrial sector is stimulated. A number of benefits have been introduced for agricultural producers. These measures enable to attract more people to entrepreneurship in rural areas. The share of women entrepreneurs has been growing in recent years. Thus, if in 2015 the share of women among entrepreneurs was 23.1%, then in 2022 this was as high as 32.5%.<sup>32</sup>

In 2021, 1,039 land parcels were allocated to the members of the Union of Industrialists and Entrepreneurs of Turkmenistan (UIE) for the production of agricultural products, 54 for women. In 2022, 4616 land parcels were allocated to the members of the UIE for the production of agricultural products, of which 901 for women.

With the development of digitalization, more and more people, including women, acquire information and communication skills and have a smartphone and Internet access. Additional robotics lessons are being introduced in schools and initiatives aimed at involving girls in technical fields are being encouraged. Thus, according to the MICS-6 (2019), the proportion of young women aged 15–49 who have their own smartphone was 91.1%.

*In order to attach high importance to the issues of gender equality in the Central Asian region, the first Dialogue of Women of Central Asian States took place on 6 August 2021 in the National Tourist Zone "Avaza" within the framework of the Consultative Meeting of the Heads of Central Asian States. Representatives of the UN Regional Centre for Preventive Diplomacy for Central Asia and the UNDP attended the Forum. During the event, representatives of the Central Asian States exchanged views and experiences on the potential of the countries of the region to further promote gender equality.*

*On 12–13 May 2022, at the initiative of Turkmenistan, an Inter-Parliamentary Forum and Dialogue of Women from Central Asian countries and the Russian Federation took place in Ashgabat. The theme of the forum was devoted to the role of women in socio-political life and socio-economic development. The dialogue between women from Central Asia and Russia has given a new impetus not only to the development of cooperation between the participating countries, but also to the strengthening of international cooperation towards enhancing and developing gender equality in general.*

*On 10 December 2022, the annual final meeting of the Women's Dialogue of the Central Asian States was held in Ashgabat with the participation of representatives of the countries of the region, heads of regional structures of the United Nations. The meeting participants summed up the results of the activities in 2022, and discussed the prospects for expanding the Dialogue and the work plan for 2023.*

<sup>32</sup> State Committee of Statistics of Turkmenistan



### Progress in 2019–2022:

- In April 2021, at a meeting of the UN Economic and Social Council (ECOSOC), Turkmenistan was elected to the Executive Board of the UN entity on Gender Equality and Empowerment of Women (UN Women) for 2022–2024.
- Turkmenistan was a member of the Commission on the Status of Women in 2018–2022.
- In 2020, the second National Action Plan on Gender Equality in Turkmenistan for 2021–2025, developed with the technical support of UNFPA, was approved.
- In 2022, the Sixth periodic report of Turkmenistan was prepared and submitted to the UN Committee on the Elimination of Discrimination against Women in accordance with article 18 of the CEDAW.
- To study the issue of domestic violence against women, based on a survey of women aged 18–59 years in all regions of the country (4 types of domestic violence: physical, psychological, sexual and economic), the first National Sample Survey on “Health and Status of Women in the Family in Turkmenistan” was conducted jointly with UNFPA.
- A “Roadmap” for 2022–2025 has been developed to implement the recommendations of the National Sample Survey on the Health and Status of Women in the Family in Turkmenistan.

### Follow-up steps for SDG 5 implementation

Turkmenistan has made some progress in various fields and activities to improve gender policy are continuing.

In the medium term, the implementation of the second National Action Plan on Gender Equality in Turkmenistan for 2021–2025 will continue along seven strategic directions:

1. strengthening and improving the legal framework in order to achieve gender equality;
2. ensuring gender-oriented health protection;
3. promoting equal access to education;
4. countering gender-based violence against women and girls;
5. economic empowerment of women and girls;
6. increasing women’s participation at all levels, including in the political and public spheres;
7. strengthening institutional mechanisms to support gender equality.





# GOAL 6

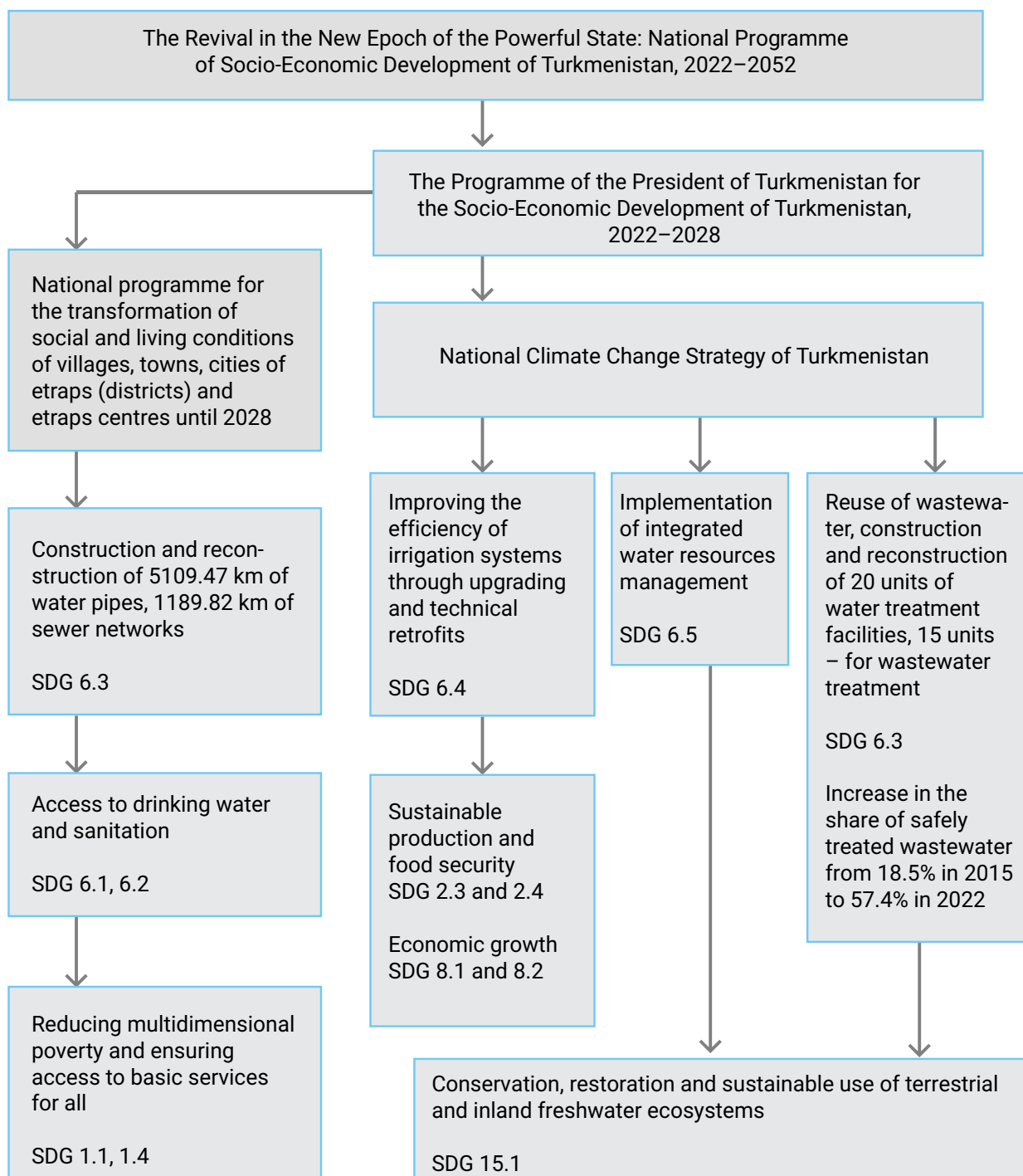
ENSURE AVAILABILITY  
AND SUSTAINABLE  
MANAGEMENT OF WATER  
AND SANITATION FOR ALL





An integrated approach is characteristic for the state management of water resources in Turkmenistan. One of the main documents on the country’s water strategy is the “Programme of the President of Turkmenistan for Socio-Economic Development of Turkme-

nistan in 2022–2028”, which encompasses issues of integrated water resources management and issues of cooperation between riparian countries. The availability of strategic documents allows implementing SDG 6 in combination with other SDGs (Figure 33).



**Figure 33.** Correlation between SDG 6 “Clean water and sanitation” and other SDGs and policy documents of Turkmenistan



## Improving the efficiency of water use in all sectors and ensuring sustainable intake and supply of fresh water

According to the World Resources Institute, Turkmenistan belongs to the countries with a high level of water stress and is ranked 23<sup>rd</sup> with a total water stress index of 4.12 points. The country experiences the greatest water stress in agriculture, followed by industrial and domestic use.

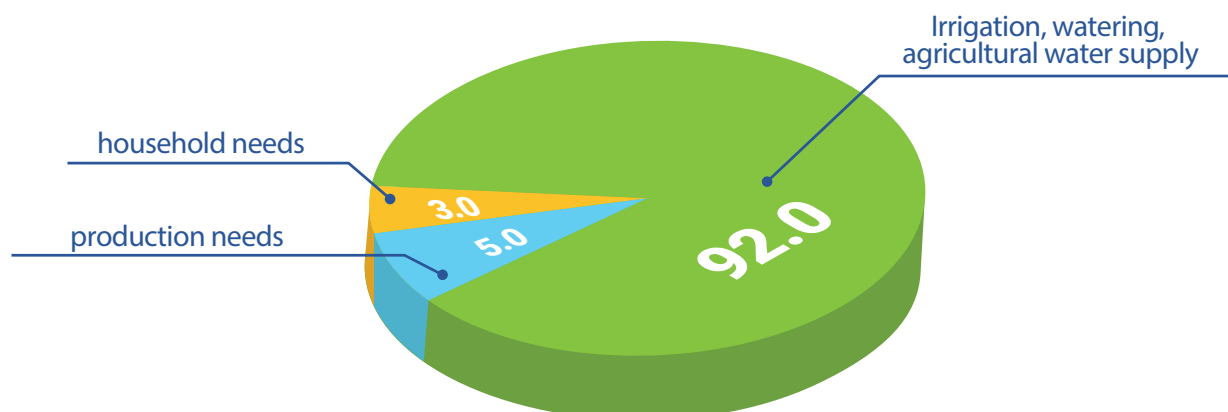
*The total volume of water resources of Turkmenistan consists of the surface runoff of the Amu Darya, Murgab, Tejen, Atrek Rivers, small water-courses of the northeastern slopes of Kopetdag, underground and collector-drainage waters. All the rivers of Turkmenistan are transboundary in nature and their water resources are formed outside the country.*

According to the estimates of the World Resources Institute, Turkmenistan is currently the most water-poor country in the Central Asian region.<sup>33</sup>

Effective water resources management is a priority direction of national policy along with other tasks in environmental protection, conservation of biodiversity, ecosystems and their sustainable use. Providing clean water is an integral part of improving the quality of life of the population and Turkmenistan is making every effort to conserve water resources.

Currently, many sectors of the economy depend on the sufficiency of water resources. The main water consumers are irrigated agriculture, industry, urban, rural and communal services (Figure 34).

The Water Code of Turkmenistan effective since January 1, 2017 ensures the rational use of water in the industrial, agricultural and household areas. It aims at regulating and increasing the sustainability of the use of water re-



**Figure 34.** Distribution of water resources of Turkmenistan by economic sectors in 2021, %<sup>34</sup>

<sup>33</sup> World Resources Institute, <https://www.wri.org/data>

<sup>34</sup> State Committee of Statistics of Turkmenistan



sources, protecting water basins from pollution, restoring and improving the condition of water bodies.

In order to increase the efficiency of water use and to create additional water reserves, large-scale work is being carried out in the country to create new and expand existing reservoirs, comprehensive reconstruction and land reclamation improvement, increase soil fertility, improve traditional and introduce new irrigation techniques.

The increase in the efficiency of water consumption in the country in recent years has also been stimulated by the mandatory installation of metering devices for the consumption of cold and hot water in houses and apartments.

In recent years, there has been a steady increase in the level of water load, in 2021, the intake of fresh water as a percentage of available freshwater resources amounted to 87.1% (Figure 35).



### Universal and equal access to safe and affordable drinking water, as well as to appropriate sanitary and hygienic means

Over the past 10 years, Turkmenistan has achieved a good result in access to clean water. For instance, if in 2010 82% of the population had access to clean and safe water, then in 2020 this indicator reached 95%.<sup>35</sup> The gap in access to clean water has also been reduced between the regions of the country.

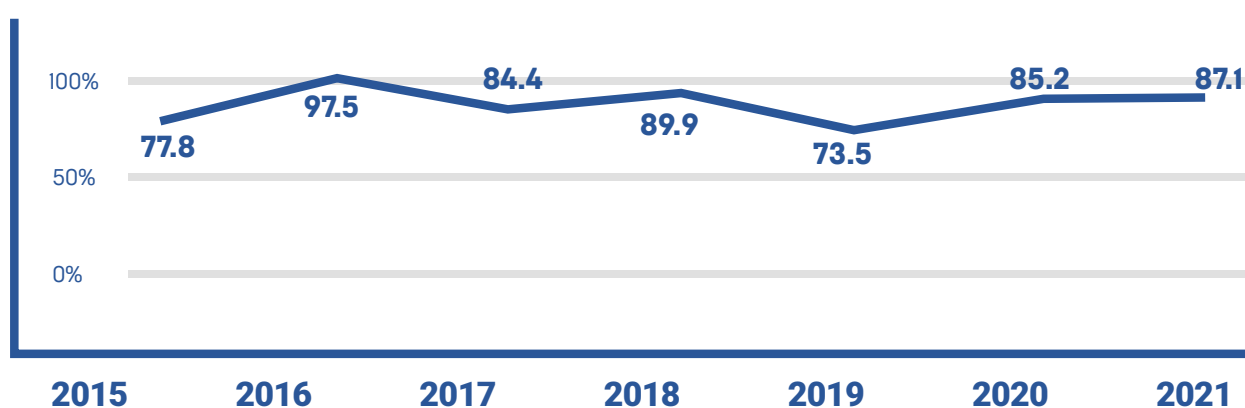


Figure 35. Water load level: freshwater intake as a percentage of available freshwater resources, %<sup>36</sup>

<sup>35</sup> Asian Development Bank, Key Indicators for the Asia-Pacific region, August 2021, Source: <https://www.adb.org/sites/default/files/publication/720461/ki2021.pdf>

<sup>36</sup> State Committee for Water Management of Turkmenistan



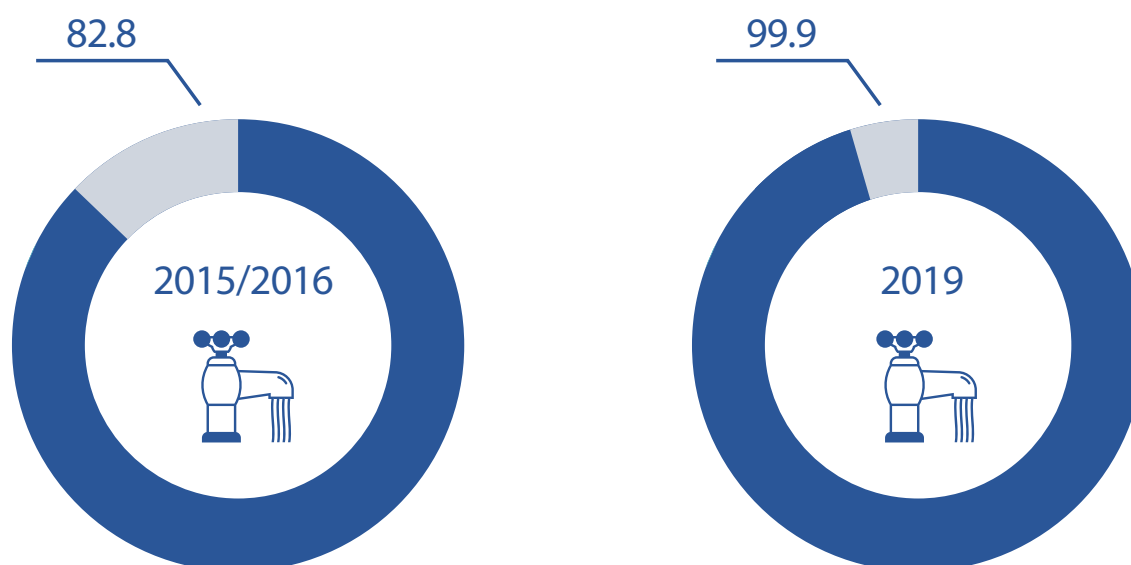
Provision of drinking water to the population is carried out, primarily, through access to central water supply. The single length of the street water supply network in 2015–2021 included, increased from 5.0 thousand km to 7.7 thousand km compared to 2019 – by 1.3%.

According to the MICS-6, the share of the population using water supply services organized in compliance with safety requirements has significantly increased, and in 2019 amounted to 99.9% against 82.8% in 2015/2016 (Figure 36). The systematic work of the Government in this area resulted in significant progress.

In the country, within the framework of the National Rural Programme, a General programme is being implemented to provide settlements of Turkmeni-

stan with clean drinking water. Water purification plants and desalination plants are being built, existing water treatment facilities and water supply systems are being reconstructed, and modern technologies are being introduced that help save water resources, improve water availability and accumulate their reserves. During the period 2008–2022, 9.2 thousand km of water supply networks, 1.6 thousand km of sewer networks, 587 wells, 8 water treatment plants and 5 sewage treatment plants were commissioned in the country as part of the above-mentioned Programme.<sup>37</sup> Regular work is carried out to search for new deposits of drinking water.

In Turkmenistan, almost the entire population of the country is covered by basic sanitation services. Accord-



**Figure 36.** Share of the population using water supply services organized in compliance with safety requirements, %

<sup>37</sup> Ministry of Finance and Economy of Turkmenistan





ing to the MICS-6, the proportion of the population using sanitation services organized in compliance with safety requirements, including hand-washing devices with soap and water, in 2019 amounted to 98.7%.

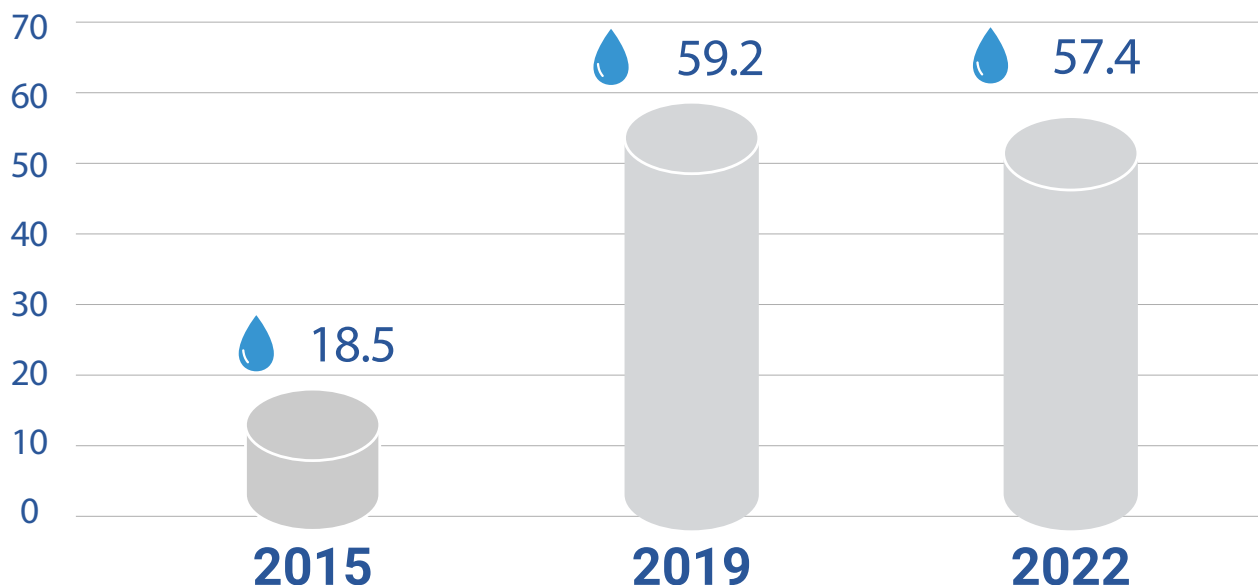
### Reduction of pollution, elimination of waste disposal and minimization of emissions of hazardous chemicals and materials

The State Sanitary and Epidemiological Service under the Ministry of Health and Medical Industry of Turkmenistan regularly monitors the condition of water bodies in places of water use of the population. From the studied water samples in the period 2015–2022, the proportion of reser-

voirs with good water quality is at the level of more than 80%.<sup>38</sup>

The issue of providing high-quality water is relevant for almost all regions of the country. The main sources of pollution of water bodies are enterprises of various industries, energy, housing and communal services, effluents of agricultural enterprises and others.

In order to purify wastewater, comprehensive measures are being carried out – large and small water treatment facilities have been built, a drainage and communication system is being developed, new treatment facilities are under construction. This has significantly increased the share of safely treated wastewater in the country to 57.4% by 2022 (*Figure 37*).



**Figure 37.** Share of safely treated wastewater, %<sup>39</sup>

<sup>38</sup> The Ministry of Health and Medical Industry of Turkmenistan

<sup>39</sup> State Committee of Statistics of Turkmenistan



*One of the best examples of a significant contribution to addressing global problems related to the conservation of water resources is the construction of the largest innovative project – the Turkmen lake “Altyn Asyr”. The implementation of this project enabled to collect drainage waters for their reuse, return pastures flooded with drainage waters to circulation, improve the quality of irrigation lands, thereby reducing pollution; and allows solving many issues with soil salinization, waterlogging and drought. The lake created in the centre of Karakum desert acts as a positive factor in the context of environmental protection, solving the problem of conservation of water resources, contributing to the improvement of the environmental situation not only in Turkmenistan, but also in the entire Central Asian region.*

The problem of water scarcity in the country is closely related to climate change, dependence on transboundary rivers, the policies of neighbouring countries, as well as the adverse anthropogenic impact. That said, Turkmenistan has a number of strengths: effective water legislation, upgrading water infrastructure are important components of a comprehensive policy for the conservation of water resources.

### **Integrated water resources management and expansion of international cooperation**

In Turkmenistan, national strategies and concepts in integrated water resources management are generated taking into account basin and territorial priorities. The territory of Turkmenistan is part of four transboundary basins – Amu Darya, Murgab, Tejen, Atrek. Cooperation with neighbouring



states on transboundary rivers is carried out within the framework of existing Agreements on the Use and Protection of transboundary rivers and is one of the priorities of national policy. Turkmenistan is a party to a number of bilateral and multilateral agreements. Cooperation on joint management of transboundary waters of the Amu Darya River is carried out within the framework of the International Fund for Saving the Aral Sea.

During the implementation of the agreements, there is a constant exchange of hydrological data, uniform measurement standards are being developed, and a transparent database on river basins is being established.

The share of transboundary water basins covered by the current agreements on cooperation in the field of water use is 66.02%.

Turkmenistan complies with its obligations under the ratified UN environ-

mental conventions. These include the Convention on the Protection and Use of Transboundary Watercourses and International Lakes, the Ramsar Convention on Wetlands, the Convention on the Protection of UNESCO's World Cultural and Natural Heritage, as well as the Paris Agreement on Climate Change.

An important aspect of cooperation with regional countries is the Aral problem. In 2021, the country adopted the National Programme of Turkmenistan for the Aral Sea, 2021–2025. The programme is aimed at improving the efficiency of environmental conditions on the territory of Turkmenistan in the Aral Sea region. It also contributes to the implementation of the objectives of the UN resolution on “Cooperation between the United Nations and the International Fund for Saving the Aral Sea”.





### Progress in 2019–2022:

- Almost complete coverage of the population using water supply services organized in compliance with safety requirements has been achieved (99.9%).
- The proportion of the population using sanitation services organized in compliance with safety requirements, including hand washing devices with soap and water, is relatively high (98.7%).
- In 2020, Turkmenistan was the first in the region to prepare a report, the quality of which received the highest rating. According to the methodology proposed by UNEP-DHI, the degree of implementation of integrated water resources management in Turkmenistan is assessed at 64 points.
- In 2021, the National Programme of Turkmenistan for the Aral Sea, 2021–2025 was adopted.
- For the first time, the GLAAS country survey was conducted in Turkmenistan (Global Analysis and Assessment of Sanitation and Drinking Water “UN-Water Resources”) for 2021/2022, which contained information on management, monitoring, human resources and financing in the water supply, sanitation and hygiene sectors.

### Follow-up steps for SDG 6 implementation

Turkmenistan makes its worthy contribution to addressing global issues of rational water use and takes an active stance in expanding international partnership in this matter. Over the past decade, the country has made significant progress in achieving SDG 6. Concurrently, monitoring of the environmental situation of the Caspian Sea will be carried on and further active participation in the issues of saving the Aral Sea.

In the medium term, it is planned to carry out measures for the rational use of water resources and increase the share of safely treated wastewater.







The Government will take active measures to further increase public access to centralized water supply and sewerage systems, especially in rural areas.

The implementation of the Concept of the development of the Turkmen Lake “Altyn Asyr” region in 2019–2025 and the Action Plan for its implementation through the effective use of the country’s natural resources will continue. In addition, the creation of the lake will prevent flooding of lowlands on an area of 4060 km<sup>2</sup>; will enable to desalinate water during its treatment; will create enabling conditions for the development of fisheries; will allow to return pastures flooded with drainage waters to circulation and improve the quality of irrigated lands.

In order to increase the effectiveness of the implementation of the National Programme of Turkmenistan for the Aral Sea, 2021–2025, it is planned to regularly monitor its implementation, which will be carried out by the Inter-Sectoral Commission for the development of the National Programme of Turkmenistan for Aral Sea, 2021–2025.








# GOAL 7

ENSURE ACCESS  
TO AFFORDABLE, RELIABLE,  
SUSTAINABLE AND MODERN  
ENERGY FOR ALL



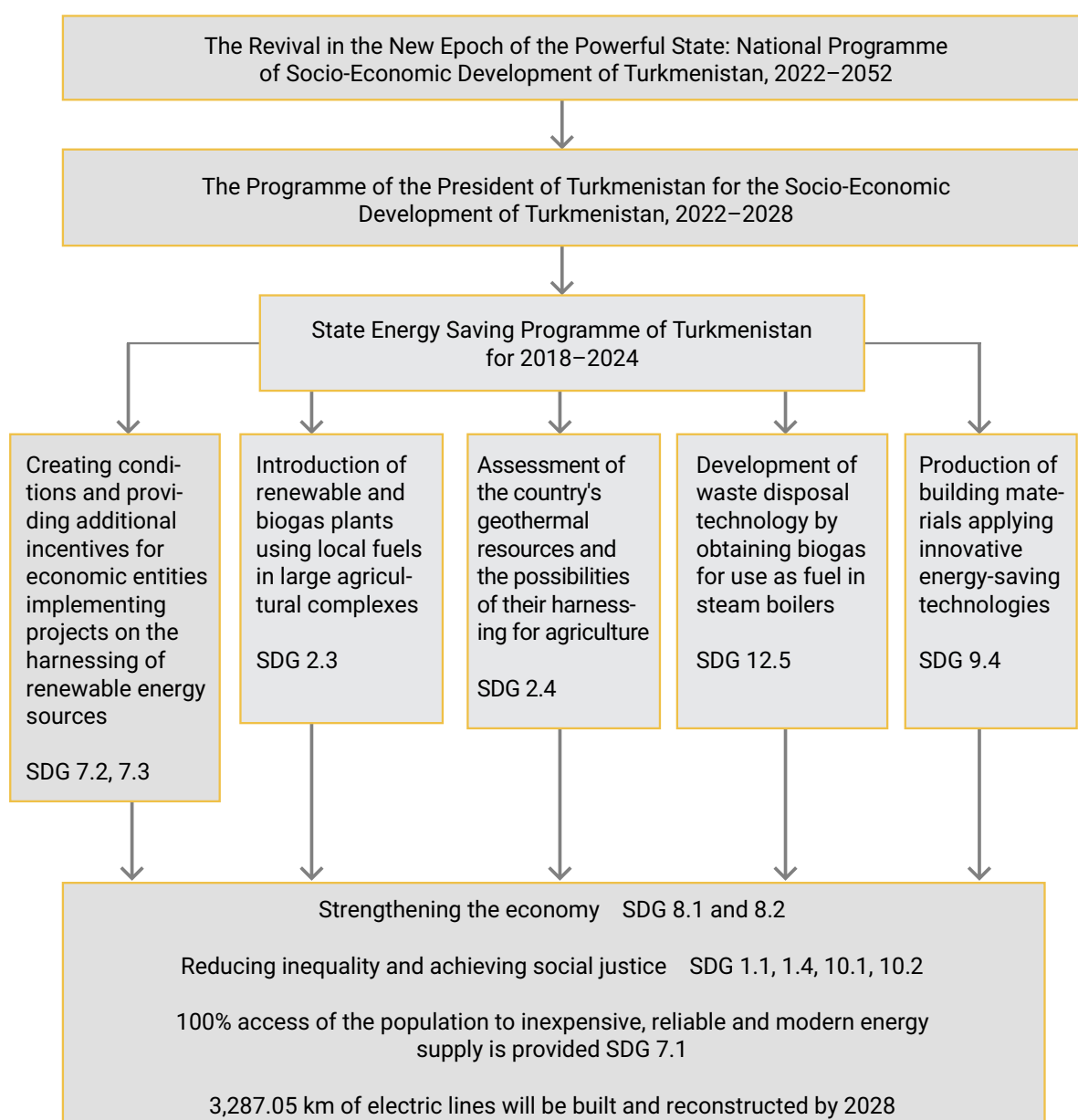


The state energy policy of Turkmenistan aims at uninterrupted and reliable energy supply to consumers, along with the expansion of export potential.

Turkmenistan ranks 4th in the world in terms of natural gas reserves after Russia, Iran and Qatar. The total geological reserves in the country are estimated at 71.0 billion tons of conventional fuel.

Natural gas reserves were the basis for the development of a large fuel and energy industry, which is the most important link in the development of the entire economy of the country.

The State Programme of Turkmenistan on Energy Saving, 2018–2024 defines the main priorities of energy policy and their implementation that is closely linked to the implementation of the SDGs 1, 2, 8, 9, 12 (Figure 38).



**Figure 38.** Correlation between SDG 7 “Affordable and clean energy” and other SDGs and policy documents of Turkmenistan



Turkmenistan–Iran and Turkmenistan–China gas pipelines, which are of key importance for the development of the country’s hydrocarbon sector, have been built and put into operation in the country. Another vector of diversification of energy supplies is the construction of the transnational Turkmenistan–Afghanistan–Pakistan–India (TAPI) gas pipeline, which will create an opportunity for neighbouring and other countries to access reliable, sustainable and modern energy sources.

### **Access to affordable, reliable, sustainable and modern energy for all**

Ensuring public access to affordable and reliable energy sources is a large-scale socially significant project aimed at improving the quality of life of the people. For many years in the country, the use of gas for the population was free and there were limits on the free use of electricity. In turn, tariffs for electricity, which was supplied in excess of the limits, remained at a very low level. Only since the beginning of 2019 has the payment for electricity and gas been introduced based on significant benefits from the state.

Due to the creation of a unified gas transportation and electric power system, Turkmenistan entirely covers the needs of the economy with its own natural gas and electricity. The country has also carried out full gasification and electrification of cities and human settlements.

*In 2018, the country’s first combined-cycle gas turbine power plant was commissioned on the territory of Mary Electric Power Station. This production is based on the frontier engineering technology. Natural gas and steam are used as fuel for electricity generation by four gas and two steam turbines installed at the Station. As a result, the efficiency of the power plant increases by more than 1.5 times and the consumption of natural gas used as fuel is reduced.*


*Combined-cycle gas power plants are attractive not only in economic, but also in environmental terms, since the amount of emissions of combustion products into the air is reduced by 2–3 times.*

Today in Turkmenistan, the population in full (households) has access to electricity and uses mainly clean fuels and technologies (natural gas).

All power plants are included in the state energy grid and they operate on the natural gas. It has the least negative impact on the environment compared to other types of fossil fuels.

Production capacity of Turkmenistan’s grid has been significantly increased in recent years; a number of new, big power plants that represent state-of-the-art installations are operating.

Statistics show that in 2019–2022, electricity production increased by 44.9% (Figure 39).



**Figure 39.** Electricity production, billion kWt/h<sup>40</sup>

Particular importance is attached to the further expansion of the industry's capacities and increasing export opportunities. Currently, Turkmen electricity is exported to Afghanistan, the Islamic Republic of Iran, Uzbekistan and Kyrgyzstan. In 2022, the volume of electricity exports exceeded the mark of 9 billion kWt/h. This figure is 5.2 times higher than in 2019.<sup>41</sup>

### **Increasing the share of energy from renewable sources, improving energy efficiency and upgrading infrastructure**

One of the promising directions of Turkmenistan's energy policy is the transition to a low-carbon economy and the development of alternative energy. The natural and climatic conditions of Turkmenistan are conducive to the widespread use of renewable energy sources, such as solar and wind energy. The use of solar energy has the greatest prospects in



the country, which is due to the large number of sunny days – more than 300 days per year. In this regard, the creation of eco-friendly energy installations using solar energy is one of the urgent directions of the development of renewable energy sources.

This is facilitated by the implementation of the State Programme for Energy Saving, 2018–2024, which, along with energy efficiency measures, provides for an increase in the role of alternative energy sources.

In order to ensure reliable and uninterrupted power supply to domestic consumers, to establish the use of renewable energy sources in the country,

<sup>40-41</sup> State Committee of Statistics of Turkmenistan



the construction of a multi-type solar and wind power plant with a capacity of 10 MW has begun in the Gyzyrlybat etrap/district of the Balkan velayat, which is planned to be commissioned in January 2024.

*In 2018, Turkmenistan became a full-fledged member of the International Renewable Energy Agency (IRENA), which facilitates the strategies of the countries of the world for the transition to sustainable energy, the promotion of innovative technologies and economic knowledge in renewable energy.*

*At the end of 2020, the National Strategy for the Development of Renewable Energy of Turkmenistan until 2030 was adopted, the purpose of which was the development and efficient use of renewable energy sources, which will lead to a reduction in GHG emissions.*

*At the beginning of 2021, the Law of Turkmenistan "On Renewable Energy Sources" came into force. To study the features of the operation of energy saving equipment, innovative energy efficiency technologies, modern systems for generating electricity from renewable sources, research laboratories have been established based on the Research and Production Centre for Renewable Energy Sources at the State Energy Institute. All this testifies to Turkmenistan's commitment to the development of renewable energy and increase of energy efficiency.*

Pilot projects have been implemented to renovate the street lighting system of the city of Ashgabat and power grid with the introduction of energy-saving equipment and frontier energy efficiency technologies.

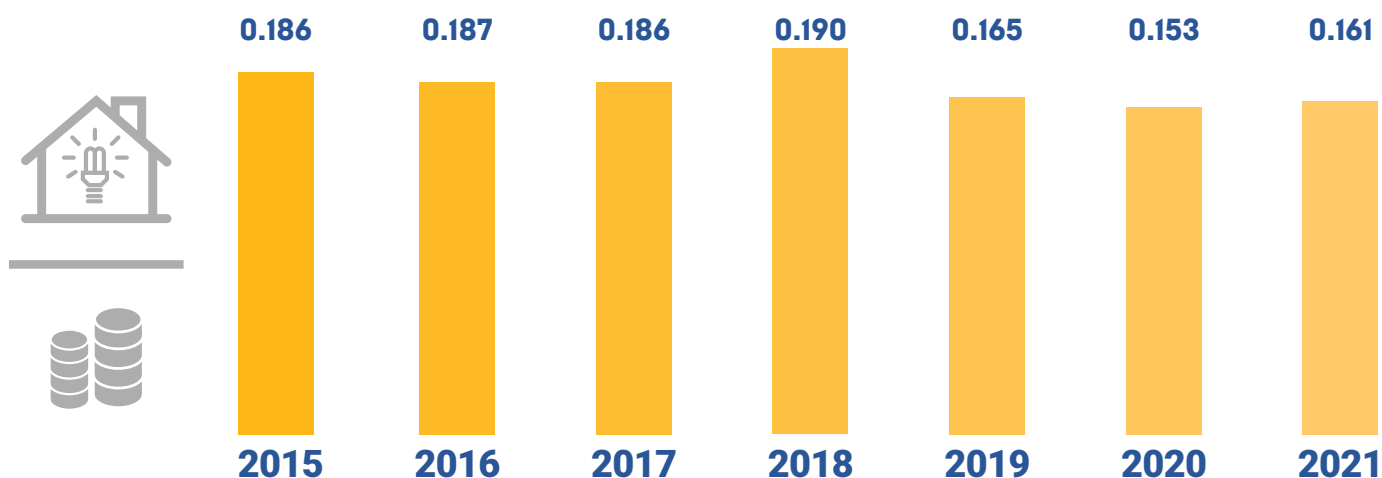
Another relevant area of development of alternative energy sources is hydrogen energy, which has high energy efficiency. In 2022, the country has developed a "Roadmap" for the development of international cooperation in hydrogen energy of Turkmenistan for 2022–2023.

In order to develop the hydrogen energy industry of Turkmenistan, and to establish international scientific cooperation in this field, the Hydrogen Energy Centre was opened in 2022 based on the International University of Oil and Gas named after Ya. Kakaev.

Energy efficiency indicators are based on measurements of energy intensity, which is the amount of energy used to produce a unit of GDP. Over 2015–2021, the energy intensity of GDP in terms of energy consumption decreased from 0.186 TOE/thousand manats to 0.161 TOE/thousand manats, and over the past three years from 0.165 in 2019 to 0.161 in 2021, which rendered a positive factor (Figure 40).

An important factor in the stable and progressive development of the fuel and energy industry is multilateral cooperation, diversification of energy export supplies and ensuring global energy security. Such an integrated approach is at the heart of Turkme-





**Figure 40.** Energy intensity of GDP by energy consumption, TOE/thousand manats<sup>42</sup>

nistan’s energy policy. At the end of 2020, the Programme for the Development of Energy Diplomacy in Turkmenistan 2021–2025 was adopted,

aimed at increasing Turkmenistan’s cooperation with international organizations in the field of energy.



<sup>42</sup> State Committee of Statistics of Turkmenistan



### Progress in 2019–2022:

- The entire population has access to affordable and reliable electricity. The entire population uses mainly clean fuels (natural gas) and technologies.
- In 2021, the Law of Turkmenistan “On Renewable Energy Sources” came into force.
- Construction of a multi-type solar and wind power plant with a capacity of 10 MW has begun in the Gyzylyarbat etrap of the Balkan velayat with putting into operation in January 2024.
- There was a decrease in the energy intensity of GDP from 0.165 in 2019 to 0.161 in 2021, which pointed out an increase in the energy efficiency indicator.
- In 2020, a Programme for the Development of Energy Diplomacy of Turkmenistan, 2021–2025 was adopted, aimed at increasing Turkmenistan’s cooperation with international organizations in the field of energy.
- In 2022, a “Roadmap” for the development of international cooperation in hydrogen energy of Turkmenistan, 2022–2023 was developed.
- In 2022, Hydrogen Energy Centre opened based on the International University of Oil and Gas named after Ya. Kakaev.
- Electricity exports for the period 2019–2022 increased 5.2 times.

### Follow-up steps for SDG 7 implementation

Today, Turkmenistan has fulfilled ahead of schedule the goal of ensuring access to affordable, reliable, sustainable and modern energy for all.

Concurrently, in the long run, the implementation of measures to improve energy efficiency in all sectors of the economy due to the upgrading of industry, the introduction of cutting-edge technology, the interaction of science and production, the development of alternative energy sources will continue along with the development of hydrogen energy.

As part of the implementation of the National Strategy of Turkmenistan for the Development of Renewable Ener-







gy until 2030, the following measures will be taken:

- comprehensive analysis and drafting proposals for granting tax preferences to investors in the renewable energy sector;
- carrying out research work to assess the capacity of installations for

the use of renewable energy sources required to meet Turkmenistan’s obligations under the Paris Agreement;

- development of mini- and micro power grids in remote areas.





# GOAL 9

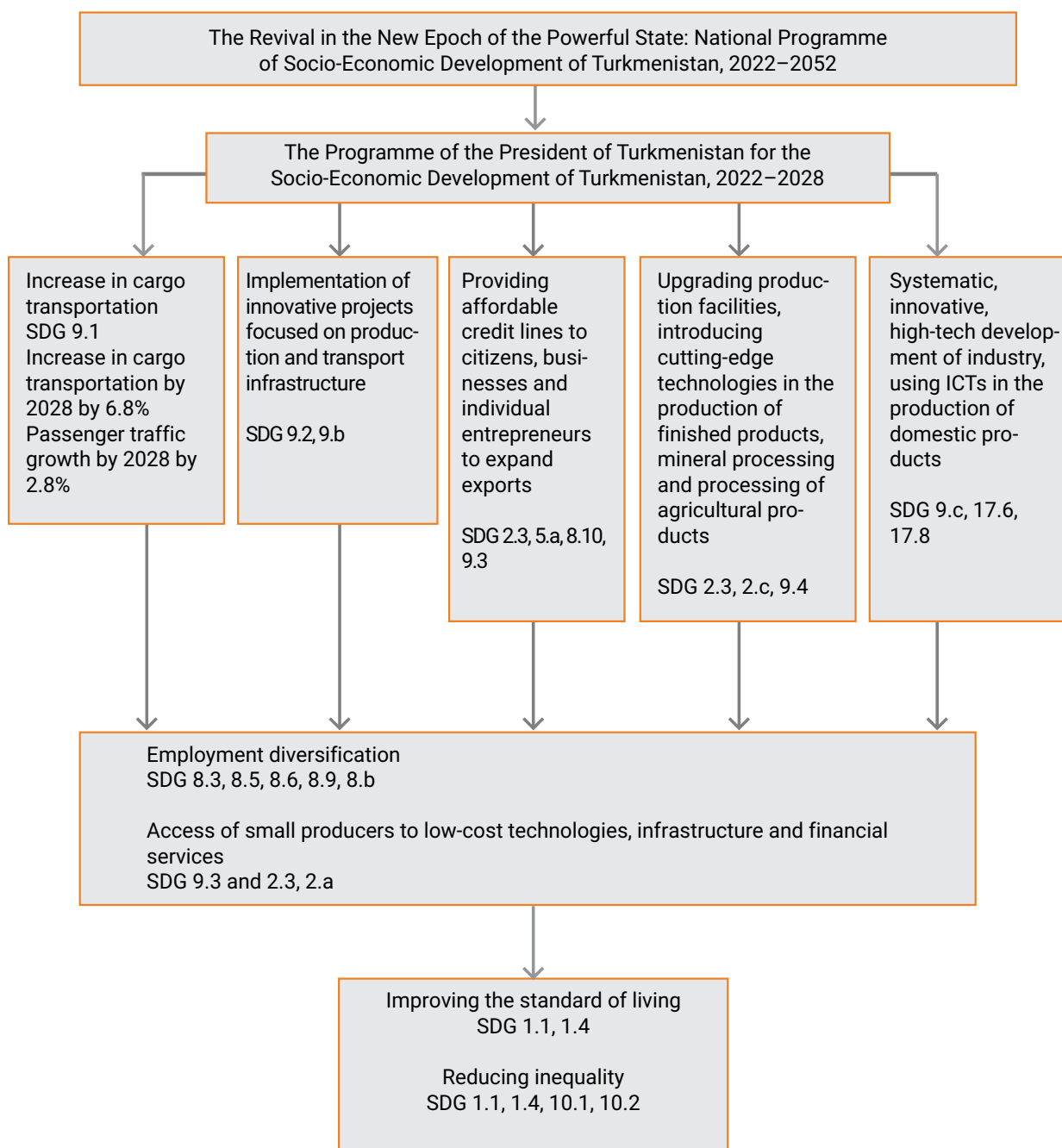
BUILD RESILIENT  
INFRASTRUCTURE, PROMOTE  
INCLUSIVE AND SUSTAINABLE  
INDUSTRIALIZATION AND FOSTER  
INNOVATION





The industrial and innovative development of the country, the transition to the digital economy, the creation of high-tech, knowledge-intensive industries, the production of goods with high added value, the development of transport and logistics chains are the priority strategic objectives of the country and key factors underpinning economic growth.

The new national medium- and long-term development programmes adopted in 2022 identify key benchmarks for strengthening the country’s innovation and technological infrastructure. Their implementation has a positive impact on the implementation of the targets of other SDGs (*Figure 41*).



**Figure 41.** Correlation between SDG 9 “Industry, Innovation and Infrastructure” and other SDGs and policy documents of Turkmenistan





## Development of high-quality, reliable, sustainable infrastructure

One of the drivers of socio-economic development of Turkmenistan is the accelerated development of transport and communication infrastructure. A number of major projects have been implemented and on the way in the country to develop the transport system, which lays down the basis for the successful integration of the economies of the Central Asian countries into the world economic system.

The key objective of the transport policy is to create a highly efficient national transport system.

In 2015–2021, more than 48 billion manats were invested in the transport and communications sectors. The



share of transport and communications in the country's GDP was 8.8% in 2022 against 7.4% in 2015; this indicator was 10.4% in 2019.<sup>43</sup>

The country's active policy of developing transport corridors has expanded and diversified the schemes of international transport routes for the export and import of goods.

As for infrastructure development, there are 6 international airports in Turkmenistan and one more airport is currently under construction in the Balkan velayat in accordance with ICAO standards. An important node is also the International Seaport of Turkmenbashi, with a capacity of more than 27 million tons of cargo per year and the ability to simultaneously receive 17 ships.

Analysis of statistical data shows that the passenger and cargo traffic is increasing (*Figure 42*).

Turkmenistan is actively integrating into the international transport system and making a worthy contribution to the development of cooperation in the transport sector at the global level. The country is a participant in such



<sup>43</sup> State Committee of Statistics of Turkmenistan

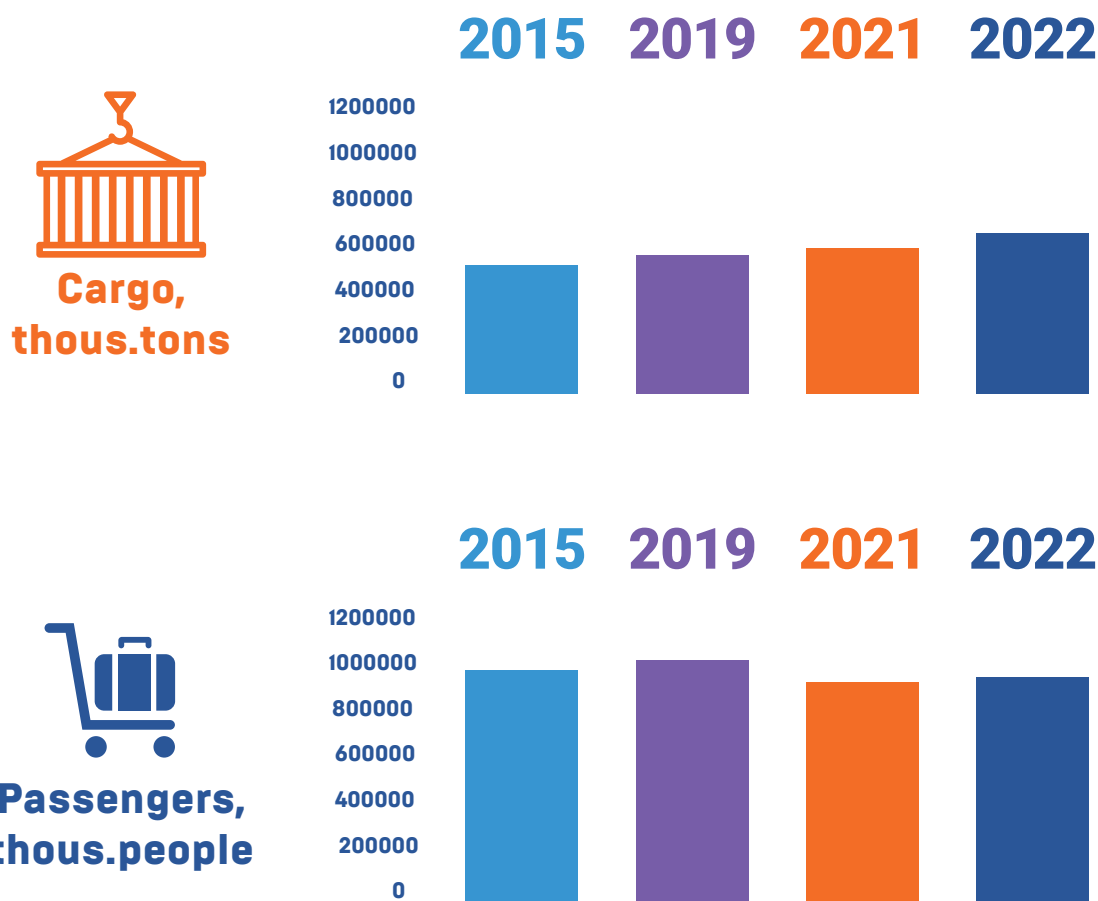


Figure 42. Passenger and cargo traffic<sup>44</sup>

international programmes as the Programme of International Cooperation between the European Union and partner countries for the Organization of the Europe-Caucasus-Asia Transport Corridor (TRACECA), the Central Asian Regional Economic Cooperation Programme (CAREC), and the UN Special Programme for the Economies of Central Asia (SPECA) and the other programmes.

### Promoting inclusive and sustainable industrialization

The industrial policy of the country is aimed at the innovative development

of the industrial sector, the production of goods with higher added value, the creation of new export-oriented and import-substituting industries, strengthening the positions of industrial products of domestic producers in the world market. All this contributes to reducing the dependence of the national economy on the price situation in the global energy market.

Upgrading the industrial sector is inextricably linked with the introduction of innovations in production processes, the development of high-tech industries, the expansion of opportunities for small and medium business, and the “greening” of production.

<sup>44</sup> State Committee of Statistics of Turkmenistan



*In 2019, a plant for the production of gasoline from natural gas (natural gasoline) was put into operation in the village of Ovadandepede of the Ahal velayat. The enterprise is able to process 1 billion 785 million cubic meters of “blue fuel” and producing 600 thous. tons of EURO-93 gasoline conforming to the EURO-5 standard, along with 100 thousand tons of liquefied gas per year. This large industrial facility has become the world’s first gas chemical complex that produces high quality, environmentally friendly gasoline based on natural gas processing. This enabled to increase gasoline production in 2019–2022 by 10.1%.<sup>46</sup>*

One of the criteria for the economy industrialization is the steady growth of manufacturing industry in the country’s GDP. The share of value added of the manufacturing industry in 2022 increased to 14.7%, against 13% in 2019 (Figure 43). The number of people employed in the manufacturing industry in 2021 was 12.8% of the total number of people employed; in 2019, this indicator was 12,7%.<sup>45</sup>



### Share of manufacturing industry in GDP



**Figure 43.** Share of manufacturing in GDP in 2015–2022, %

<sup>45-46</sup> State Committee of Statistics of Turkmenistan



## Increasing the access of small-scale industrial enterprises to financial services


The country pays special attention to the creation of conditions for the involvement of small and medium-sized industries, the development of effective organizational and legal forms. In this regard, in 2021, the Law of Turkmenistan “On Public-Private Partnership” was adopted, aimed at increasing the private sector participation in the country’s economy.

Currently, the State Programme to Support small and medium-sized enterprises in Turkmenistan, 2018–2024 is being implemented. It contributes to an increase in the volume of goods produced by small and medium-sized enterprises. This has led to significant changes in the demand environment in the domestic consumer market and the strengthening of the position of domestic private producers. Thus, the share of the output of small and medium-sized in industrial production increased from 5.6% in 2015 to 12.3% in 2021 (Figure 44).<sup>47</sup>

Employment in individual entrepreneurship is growing from 77,474 people in 2019 to 89,440 people in 2021 (an increase of 15.4%), while the number of people employed in manufacturing industries has increased significantly – by 67.1% (in 2015–2021 by more than 3.4 times).<sup>48</sup>

In recent years, small and medium-sized enterprises have significantly contributed to the development of the commerce sector of Turkmenistan. This manifested itself both in the expansion of the material and technical base, infrastructure, the creation of new jobs, and in the saturation of the country’s consumer market. For example, over 2015–2021, the retail turnover of private businesses increased by about 2.8 times, and compared to 2019 – by 39.8%. In the total volume of retail turnover in 2021, the private sector accounted for 94.4%, in 2019 – 92.9%.<sup>49</sup>

The country’s banking system actively participates in the implementation of the national policy to support small and medium-sized enterprises and makes a significant contribution to



**Figure 44.** Share of the small and medium-sized output in industry, %

<sup>47–48–49</sup> State Committee of Statistics of Turkmenistan





the processes of national transformation in accordance with the UN 2030 Agenda for Sustainable Development.

Currently, banks provide loans at preferential interest rates for the development of agriculture and private business, contributing to the capacity building of small and medium-sized enterprises.

Thus, in the indicated period, the expansion of credit volumes aimed at developing the activities of small and medium-sized enterprises contributed to the growth of the small and medium-sized enterprises share with a loan or credit line, the level of which in Turkmenistan increased from 12.7% in 2019 to 19.4% in 2022 (*Figure 45*).<sup>50</sup>

There is an ambiguous but positive situation in the regions associated with such factors as the growth of enterprises' own resources during their continuous and successful entrepreneurial activity, as well as the

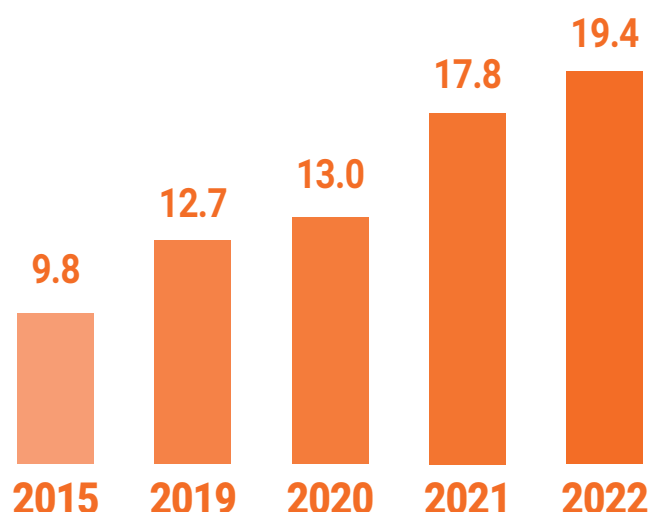
incremental regional implementation of investment programmes and the promotion of diversification of the national economy in the private sector. Concurrently, in most regions of the country in 2019–2022, there was a positive trend of small and medium-sized enterprises financing.

### Upgrading infrastructure and retrofit of industrial enterprises

Turkmenistan, supporting the efforts of the international community to reduce GHG emissions, is gradually moving to a “green” economy, the use of cutting-edge environmentally friendly and resource-saving technologies in industry. The implementation of comprehensive measures allows keeping CO (carbon monoxide) emissions from stationary sources almost at the same level over the past years. Thus, in 2015–2022, the volume of CO emissions per unit of value added



**Share of small and medium-sized enterprises with a loan or a credit line, %**



**Figure 45.** Share of small and medium-sized enterprises with a loan or credit line, %

<sup>50</sup> Central Bank of Turkmenistan





has not undergone significant upward changes and in 2022 amounted to 2.0 kg per year.

### Enhancing scientific research, upgrading the technological capabilities of industrial sectors

An important condition for achieving sustainable development is the development of national science. Turkmenistan is making significant efforts to introduce innovations, develop innovative infrastructure, and stimulate scientific activity. On an ongoing basis, work is underway to improve the efficiency of scientific organizations, create favorable conditions to support research and development, expand international scientific and technical cooperation, synergy of science and production, technology transfer. In the

long-term Programme “The Revival in the New Epoch of the Powerful State: National Programme of Socio-Economic Development of Turkmenistan, 2022–2052” a special role is assigned to the development and introduction of the latest scientific achievements in all sectors of the economy.

Given the priorities of the economic development of the country and the achievements of world science, the Government has identified six priority areas for the development of science and technology in Turkmenistan as follows:

- nanotechnology, chemical technology, the study of new materials and energy;
- biotechnology, molecular biology, agriculture, ecology;

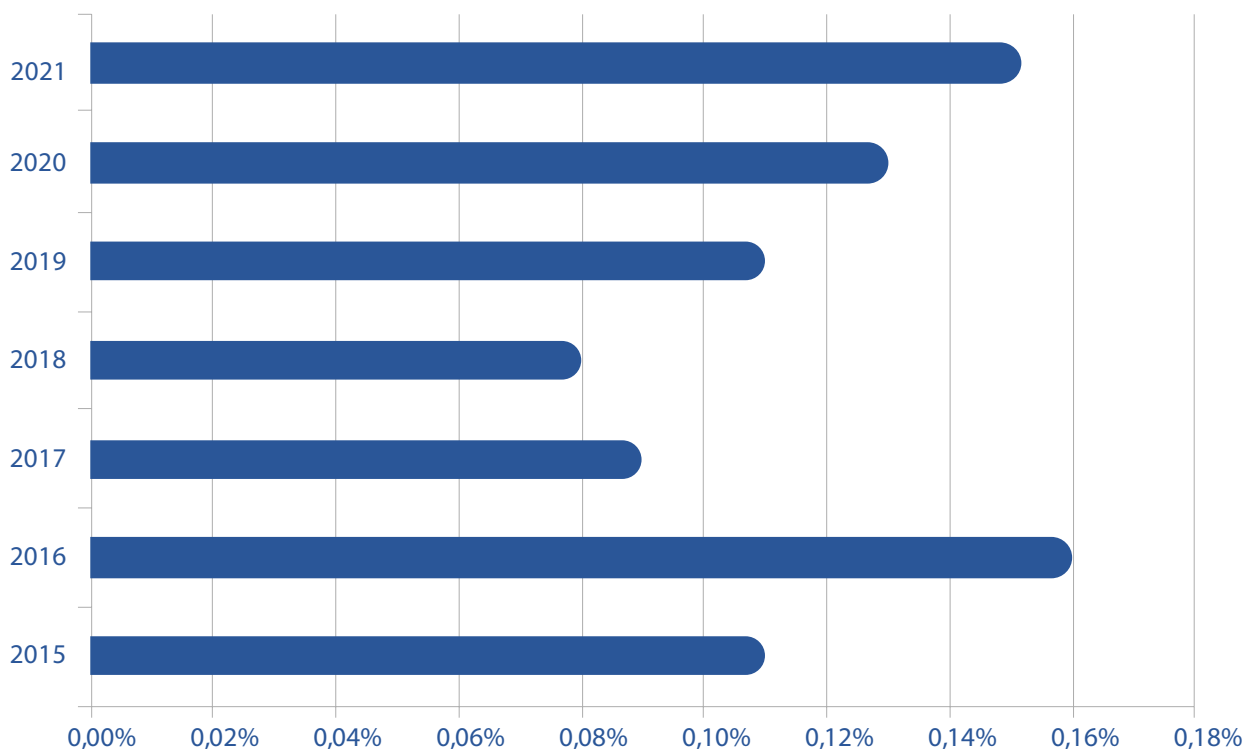




- information and telecommunication systems, computer technologies;
- modern medicine and drug production technologies;
- innovative economy;
- humanitarian sciences.

The share of expenditures on research and development in GDP in 2021 amounted to 0.15% against 0.11% in 2019 and tends to increase (Figure 46).

*In 2022, about 300 contracts were signed and executed at the Technology Centre of the Academy of Science of Turkmenistan, and about a dozen outcomes of scientific developments and technological solutions were introduced into various production structures of the country. These include: the technology of making bread and bakery products with the addition of a dry extract of licorice root; a complex fertilizer for agriculture; the technology of a combined dietary supplement; a pharmacopoeial item of gum resin of the medicinal plant ferula (*Ferula hermonis*), and from other medicinal plants growing on the territory of Turkmenistan; the technology of composite reinforcement production.*



**Figure 46.** Share of R&D expenditures in GDP, %<sup>51</sup>

<sup>51</sup> State Committee of Statistics of Turkmenistan



## Increasing access to information and communications technology (ICT)

Digitalization is an important source of increased productivity, sustainability and a “green” transition. In the country, the introduction of digital systems and the digital transformation of society is carried out in accordance with the Laws of Turkmenistan “On Electronic Document, Electronic Document Management and Digital Services”, “On Electronic Government”, the Concept of Development of the Digital Economy in Turkmenistan in 2019–2025 and the State Programme for the Development of the Digital Economy in Turkmenistan, 2021–2025. The key measures aimed at improving the efficiency of all sectors of the economy through the widespread use of information technologies are identified.

In recent years, the country has created a substantial regulatory and legal framework for the digitalization of the economy, which is constantly being improved taking into account contemporary requirements and scientific and technical trends.

The pandemic has expedited the digitalization pace of many enterprises and services, including the need to create conditions for distance work, as well as providing access to healthcare, education, basic goods and services. Today, there are hundreds of trading platforms in Turkmenistan that contribute to the development of not only e-commerce, but also the banking and transport and logistics sector of the country.

Taking into account the role and capabilities of digital economy tools in inno-

vative business development, a private IT cluster was created and the Turkmen IT Park was opened, whose activities are aimed at developing digital infrastructure in the country, strengthening ties between science and production, as well as entering the international market of innovative products.

In the communications industry, projects are being implemented aimed at creating a communication system based on frontier technologies, which allows increasing the volume, quality and range of communication services and Internet access in all regions of the country.

A powerful impetus to the development of telecommunication technologies was given by the launch of the first national communication satellite “TurkmenÄlem 52°E”, which significantly expanded the range of modern services in the broadcasting industry, in the field of communications and the Internet.





Particular attention is paid to increasing the transit capacity of the Internet traffic. In the last five years, the total capacity of international Internet channels purchased has increased tenfold. Currently, the number of Internet users in Turkmenistan has exceeded three million, which is more than 20% higher than in 2019.<sup>52</sup>

Tasks were set for the banking system in the digitalization of the national economy: to promote online banking and to implement intersectoral collaboration that contributes to building the digital services capacity in other industries. At the same time, additional goals for the protection of communication systems were set.

Today there are positive results both in the development of digital banking and

in the promotion of multi-sector digital solutions. Concurrently, a number of digital products and online services, including plastic cards, Internet and mobile banking, QR codes, e-commerce represent fintech in the banking sector.

In the 2017–2022 period only, (Figures 47 and 48), the number of plastic card holders and Internet banking users has more than doubled. At the same time, as of 1 January 2023, more than 5.1 million plastic card holders and over 900 thousand Internet banking customers were registered. Along with this, the number of mobile banking customers has increased 65 times, amounting to more than 60 thousand users at the beginning of this year. Gradual growth is also noted in the number of customers using QR codes as the most modern communication methods.

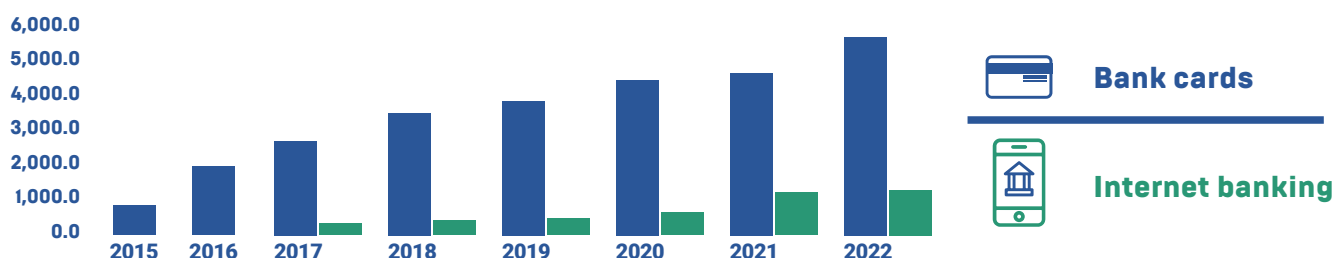


Figure 47. Number of users of digital banking products, thousand people<sup>53</sup>

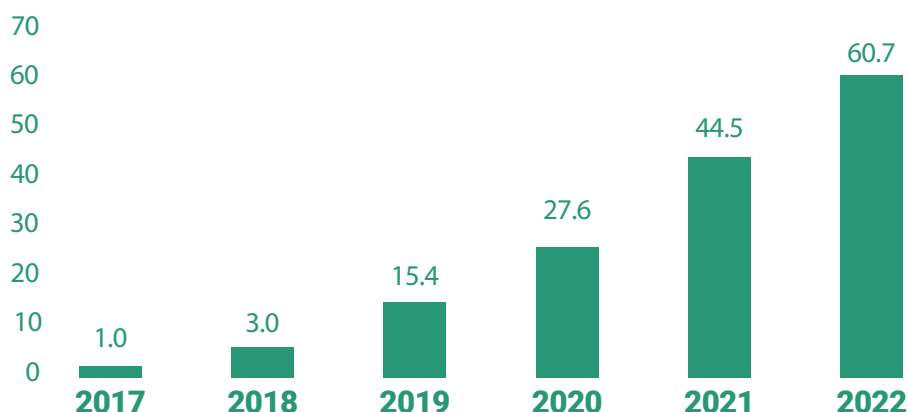


Figure 48. Dynamics of growth of mobile banking users, thousand people<sup>54</sup>

<sup>52</sup> “Turkmenaragatnashyk” Agency

<sup>53–54</sup> Central Bank of Turkmenistan



## Progress in 2019–2022:

- In 2021, the Law of Turkmenistan “On Public-Private Partnership” was adopted, aimed at expanding the participation of the private sector in the country’s economy.
- The State Programme to support small and medium-sized enterprises in Turkmenistan, 2018–2024 is being implemented.
- The Programme of the President of Turkmenistan for Development of Transport Diplomacy, 2022–2025 was adopted.
- The Programme of transferring the sphere of science in Turkmenistan to the digital system, 2020–2025 is under way.
- The Concept of the Development of the Digital Economy in Turkmenistan, 2019–2025 and the State Programme for the Development of the Digital Economy in Turkmenistan, 2021–2025 are being implemented.
- Over the past five years, the total capacity of purchased international Internet channels has increased tenfold.

## Follow-up steps for SDG 9 implementation

Currently, Turkmenistan is enhancing its innovative and technological infrastructure, and accomplishes systematically the industrialization targets in the economy.

In order to further ensure the sustainable foundations of development, the implementation of measures for the formation of a developed transport and logistics infrastructure will continue.

The country will continue measures to enhance the development of the digital economy and the introduction of digital systems in manufacturing and non-manufacturing industries.

Future vectors of fintech development in the banking sector will encompass further deepening and incorporating banking solutions into G2G, G2B and G2C interaction formats.

In order to improve telecommunications services to the population in the communications industry, it is planned to launch a second communications satellite.

Along with this, the objective is to accelerate the diversification of the economy and the development of industries with higher added value, the enhancement of free economic zones, and the creation of industrial clusters.

It is planned to increase the share of processing industries in the industry by significantly increasing the contribution of research and development to the GDP formation.

In general, a transition to a new quality development level focusing on science and innovation will be ensured, which will contribute to the country’s transition from a raw material to a high-tech development model.





# GOAL 11

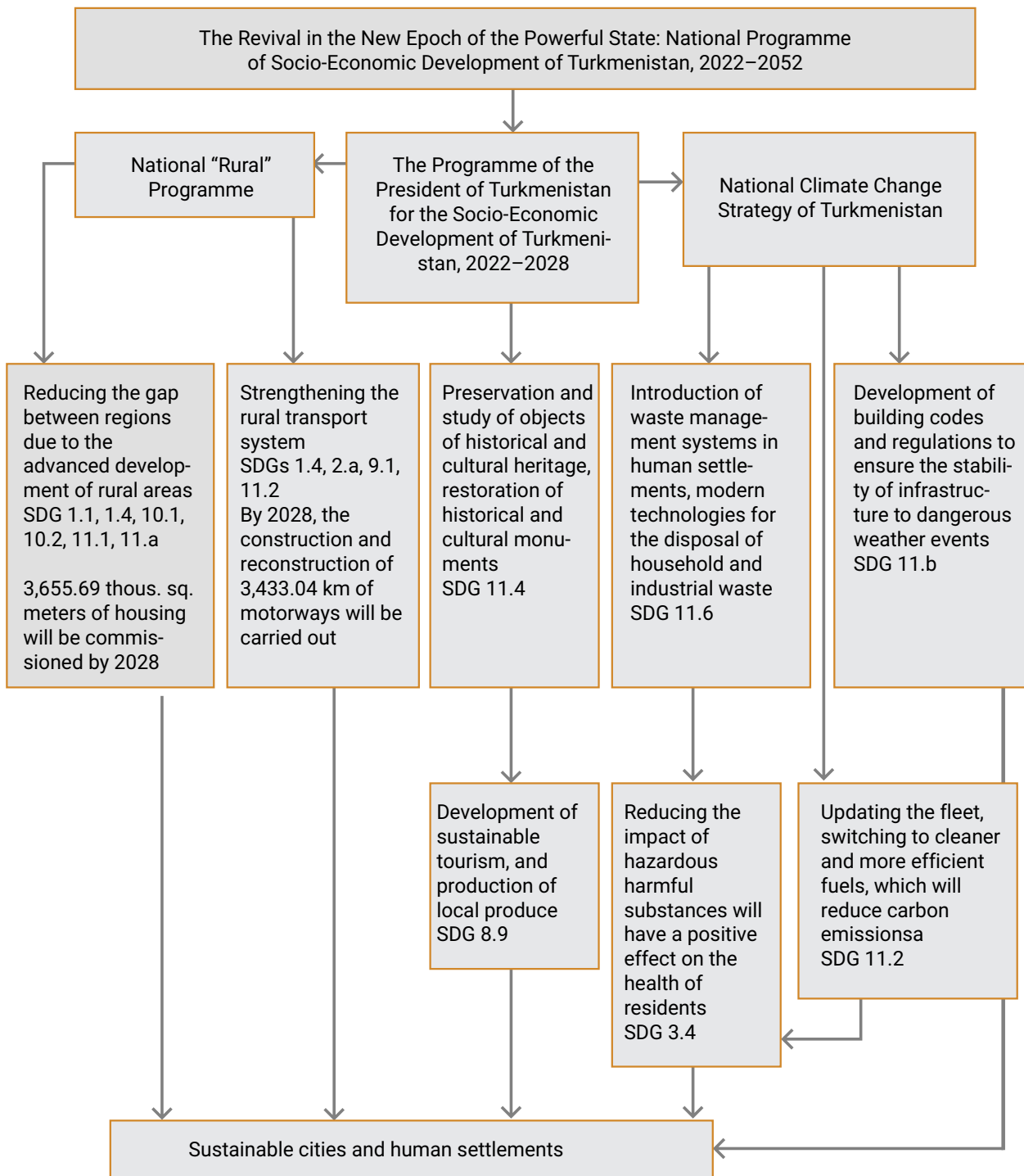
MAKE CITIES AND HUMAN  
SETTLEMENTS INCLUSIVE,  
SAFE, RESILIENT  
AND SUSTAINABLE





The paramount objective of the state is to improve the living conditions of the population of Turkmenistan, to reduce the gap between regions due to the advanced development of rural areas. To address this issue, Turk-

menistan has adopted a number of strategic and policy documents that are closely interlinked. The correlation of SDG 11 with other SDGs and policy documents of Turkmenistan is shown below in Figure 49.



**Figure 49.** Correlation between SDG 11 “Sustainable Cities and Communities” and other SDGs and policy documents of Turkmenistan



## Ensuring access for all to adequate, safe and affordable housing and basic services and enhancing inclusive and sustainable urbanization

In 2017, the country adopted the Law of Turkmenistan “On Architectural Activity”, aimed at achieving the reliability of buildings, structures and complexes of civil, communal, industrial and other purposes, erected in all regions of the country.

In recent years, large-scale urban development programmes have been actively implemented in the country in order to provide all urban residents with access to safe, high-quality housing. As of 1 January 2023, there have been 51 human settlements with the status of a city in Turkmenistan.

In order to ensure high standards in urban conditions, the Law of Turkmenistan “On Urban Development” was adopted in 2015.

Special attention is paid to the urban infrastructure, which includes a complex of social and other facilities. They include day care centres, schools and other specialized educational institutions, health, culture, trade and services facilities, sports facilities, administrative buildings, etc., as well as transport, communication and engineering systems.

The implementation of all these measures were conducive to the systematic growth of the urban population. For example, in 2021, the share of the urban population in the permanent population was 46.7% compared to 43.6% in 2015.<sup>55</sup>



<sup>55</sup> State Committee of Statistics of Turkmenistan



The country is also working on comprehensive and balanced planning of regional development. The National Programme of the President of Turkmenistan on the Transformation of the Social and Living Conditions of the Population of villages, towns, cities of etraps and etrap centres for the period up to 2028 is aimed at addressing the issue. This Programme stipulates a set of measures aimed at the development of all cities and settlements in the country, and ensuring access to affordable housing for all.

The improvement of the living conditions of the country’s citizens in recent years has been largely facilitated by an increase in the incomes of

the population and the Programme of preferential mortgage lending, the volume of which in the 2015–2022 period increased 2.5 times (up to 12.8 billion manats), including for 2019–2022 by 1.3 times (Figure 50).

Phased development is being carried out in all regions of the country,, as part of which new high-rise residential buildings, houses of increased comfort and improved layout, cottage-type houses are being built. In general, more than 1,543.2 thousand square meters of housing were put into operation in Turkmenistan in 2022, which is 2.2% more than in 2019 (1,510.2 thousand square meters of housing).<sup>56</sup>

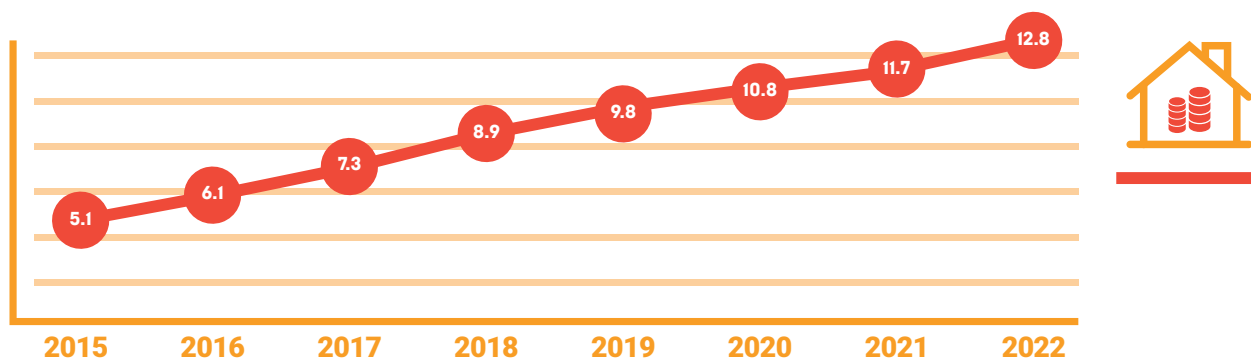


Figure 50. Volume of mortgage lending, billion manats<sup>57</sup>

<sup>56</sup> State Committee of Statistics of Turkmenistan

<sup>57</sup> Central Bank of Turkmenistan



*In December 2022, the “Gurtly” residential complex was commissioned, located in the western part of the city of Ashgabat, with a total area of 91.1 hectares. It was one of the largest projects implemented by the UIE. The complex has sixty two 4-storey residential buildings (3064 apartments), a 320-seat comprehensive school, a 160-seat day care centre, a “Bagtly” market, an “Abadançylyk” shopping and entertainment centre, ten 2-storey shops, internal roads and engineering networks..*



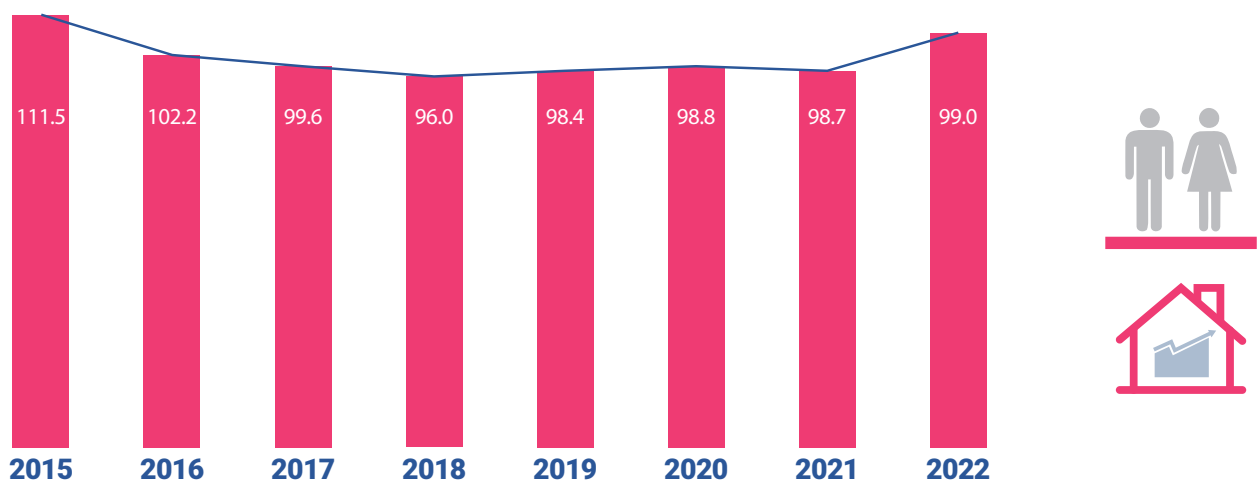
One of the innovative areas of urban planning policy of Turkmenistan is the introduction of “smart cities” technologies that are people-centred, have high quality of living standards and management through the introduction of state-of-the art digital and engineering solutions.

Local construction companies are raising a new, modern Arkadag city, which comprises 339 buildings and facilities with all engineering systems. The project

will be implemented in a smart city mode, where digital technologies and smart systems will be introduced.

At the same time, in the coming years, a new Ashgabat City residential area will be raised in the northern part of Ashgabat, also based on the “smart city” model.

By the end of 2022, the ratio of the rate of construction and the rate of population growth was 99% (Figure 51).



**Figure 51.** Ratio of building rates and population growth rates, %<sup>58</sup>

<sup>58</sup> State Committee of Statistics of Turkmenistan





It is worth noting that the total area of residential premises, on average per inhabitant in Turkmenistan, in the period 2015–2022 remained at the same level (23.2 m<sup>2</sup>), which is due to the outperforming population growth rates.

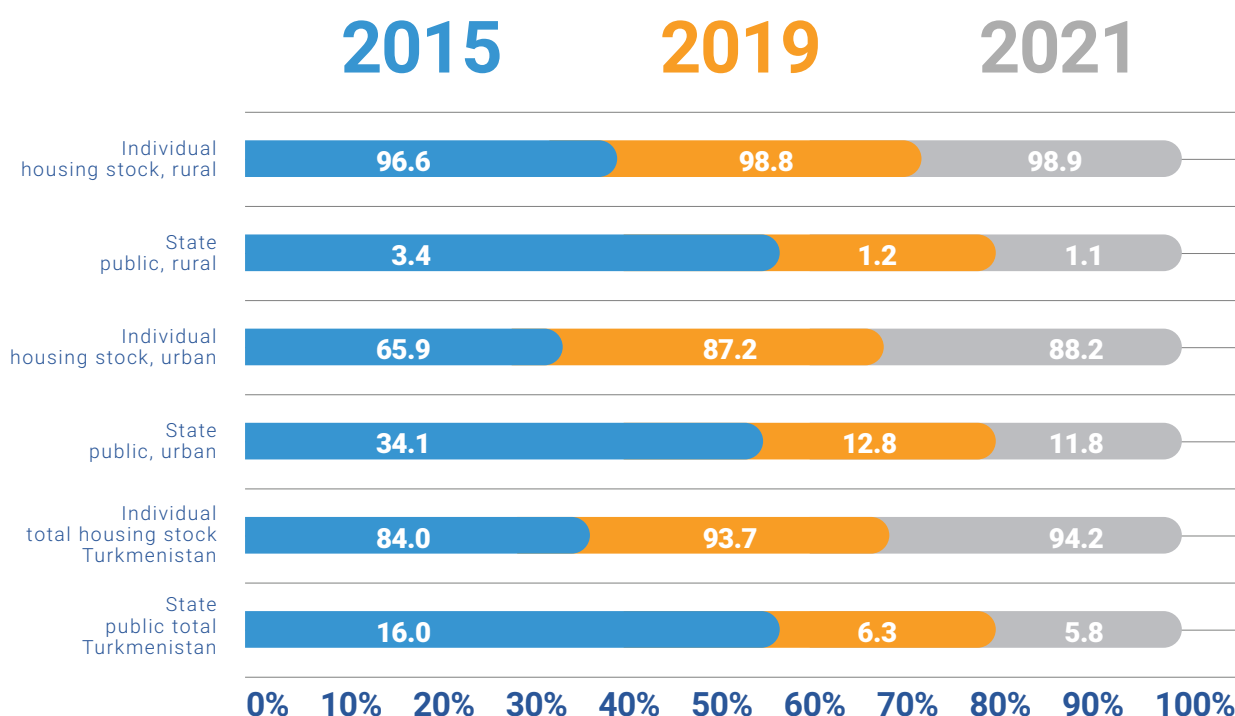
An analysis of the structure of the housing stock shows that the share of individual housing stock has been growing in recent years (*Figure 52*).

Turkmenistan adheres to the course of development of sustainable cities, which involves “smart” strategic participatory planning aimed at protecting the environment and preserving urban ecosystems. Currently, a joint project of the UNDP and the Ministry of Agriculture and Environmental Protection of Turkmenistan on “Sustainable Cities in Turkmenistan: Integrated Development of Green Cities in Ashga-

bat and Awaza” is being implemented. The Project provides for the development and implementation of integrated low-carbon and climate-sustainable solutions, the reduction of GHG emissions and other negative impacts on the environment, along with the promotion of a sustainable urban development strategy.

**Providing access to safe, affordable, accessible and sustainable transport systems for all**

Particular attention is paid to the introduction and use of modern and environmentally friendly modes of transport. The reconstruction of obsolete and construction of new motorways is carried out on an ongoing basis,



**Figure 52.** Structure of the housing stock by form of ownership, %<sup>59</sup>

<sup>59</sup> State Committee of Statistics of Turkmenistan



the entire network of trunk roads has been reconstructed, new expressways with the necessary road infrastructure have been built.

More than 5,000 km of roads have been built within the framework of the National Rural Program. In addition, the construction of the Ashgabat–Turkmenabat high-speed highway, as well as the construction of the Ashgabat–Turkmenbashi high-speed highway, and other highways are underway. Modern bus stations were introduced in all velayats of the country and automobile and railway bridges were built across the Amudarya River.

Today, a safe, reliable and sustainable public transport system has been created in all cities of the country. In cities, public transport is represented by new modern and comfortable buses, the bus fleet is being systematically updated and new bus routes are being introduced.

It should be noted that Turkmenistan has maintained a low level of tariffs for public transport services for the population for many years. There is a system of benefits for pensioners and

schoolchildren. These measures are aimed at maintaining the real incomes of the country's population.

### **Protecting and safeguarding the world's cultural and natural heritage**

On a par with the development of urbanization in Turkmenistan, much attention is paid to the preservation and restoration of historical and cultural national heritage, ensuring state protection of existing historical and cultural monuments, their study and restoration and conservation work.

The cultural heritage of Turkmenistan includes objects of culture, religion, art and folk life of the Turkmen people. Historical and cultural monuments of Turkmenistan are an integral part of world civilization.

Turkmenistan, having joined the UNESCO Convention on the Protection of the World Cultural and Natural Heritage (1994), systematically carries out scaled-up work to preserve historical, cultural and natural values that are an



integral part of world civilization, for future generations.

Within the framework of the UNESCO Convention on the Protection of the World Cultural and Natural Heritage, more than 1,000 historical and cultural monuments have been identified and registered on the territory of Turkme-

nistan to date. At the same time, such state historical and cultural monuments as Ancient Merv, Keneurgench, Fortresses of Old and New Nisa are included in the UNESCO World Heritage List.

### Reducing the adverse environmental impact of cities

Due to the development of urbanization processes, the burden on the environment is increasing. In this regard, monitoring of ambient air quality is carried out on a systematic basis in large cities of Turkmenistan. In 2021, the average annual dust level in the country was 0.15 micrograms per cubic meter, which not exceeds the maximum permissible concentration (MPC – 0.15 mg/cubic meter), in 2019, this indicator was at the level of 0.1 micrograms per cubic meter.<sup>60</sup>

Within the framework of the UNDP project on “Sustainable Cities in Turkmenistan: Integrated Development of Green Cities in Ashgabat and Avaza”, a new ATMAS air analyzer device was delivered. Laboratory specialists engaged in the selection and chemical analysis of air samples for solid (suspended) particles were able to measure the concentration of dust with different particle sizes.

An important component of the urban ecosystem of the country is the “greening” of cities and the expansion of open public spaces, especially streets and recreation areas.



<sup>60</sup> Ministry of Agriculture and Environmental Protection of Turkmenistan





In recent years, the expansion of park areas, gardens and other public areas designed to contribute to the preservation of environmental well-being has intensified. For example, the total area of green spaces in 2022 amounted to 30.6 thousand hectares against 29.2 thousand hectares in 2015 (an increase of 4.8%) and 29.9 thousand hectares in 2019 (by 2.3%). Green spaces to the total area of urban land in 2022 amounted to 16.1%, in 2019 – 15.8%.<sup>61</sup>

One of the important aspects of sustainable urbanization is the disposal of municipal solid waste. In Turkmenistan, in the total mass of urban solid waste in the country, almost all solid household waste is regularly collected and properly disposed of.



### Progress in 2019–2022:

- Urbanization growth: the share of the urban population increased from 46.9% in 2019 to 47.8% in 2022.
- In 2022, the number of people living in failing buildings decreased by 97.1% compared to 2019.
- Annual growth of preferential mortgage lending to improve the living conditions of citizens of the country: in 2022 compared to 2019 – 1.3 times.
- A low level of tariffs for public transport services and a system of benefits for pensioners and schoolchildren aimed at maintaining real incomes of the population is kept.
- Within the project of UNDP on “Sustainable Cities in Turkmenistan: Integrated Development of Green Cities in Ashgabat and Avaza”, specialized equipment for assessing and monitoring the state of ambient air has been installed.
- Park areas, gardens and other public places have been created to contribute to the preservation of environmental well-being. The total area of green spaces increased from 29.9 thousand hectares in 2019 to 30.6 thousand hectares in 2022 (or 2.3%).

<sup>61</sup> State Committee of Statistics of Turkmenistan



## Follow-up steps for SDG 11 implementation

Turkmenistan is implementing a number of comprehensive programmes aimed at improving the living conditions of the population of Turkmenistan, reducing the gap between regions due to the advanced development of rural areas. In order to increase the resilience and security of cities and human settlements, as well as to continue environmentally sustainable urbanization, the following measures will be implemented:

- the implementation of the National Programme of the President of Turkmenistan on the Transformation of the Social and Living Conditions of the Population of villages, towns, cities of etraps and etrap centres for the period up to 2028 will continue, according to which 3,655.69 thousand square meters of housing will be commissioned in 2022–2028;

- in order to strengthen the rural transport system in 2022–2028, the

construction and reconstruction of 3,433.04 km of motorways will be carried out;

- “The Programme of the President of Turkmenistan of Socio-Economic Development of Turkmenistan in 2022–2028” envisages the preservation and study of historical and cultural heritage sites, the restoration of historical and cultural monuments, which will have a positive impact on the development of sustainable tourism. It will contribute to the creation of jobs, the development of local culture and the production of local produce;

- it is planned to develop a national waste management strategy, which will contribute to the introduction of waste disposal systems in settlements, modern technologies for the disposal of household and industrial waste;

- construction of villages and human settlements of a new format;

- creation of residential areas using digital systems and environmental standards.







# GOAL 13

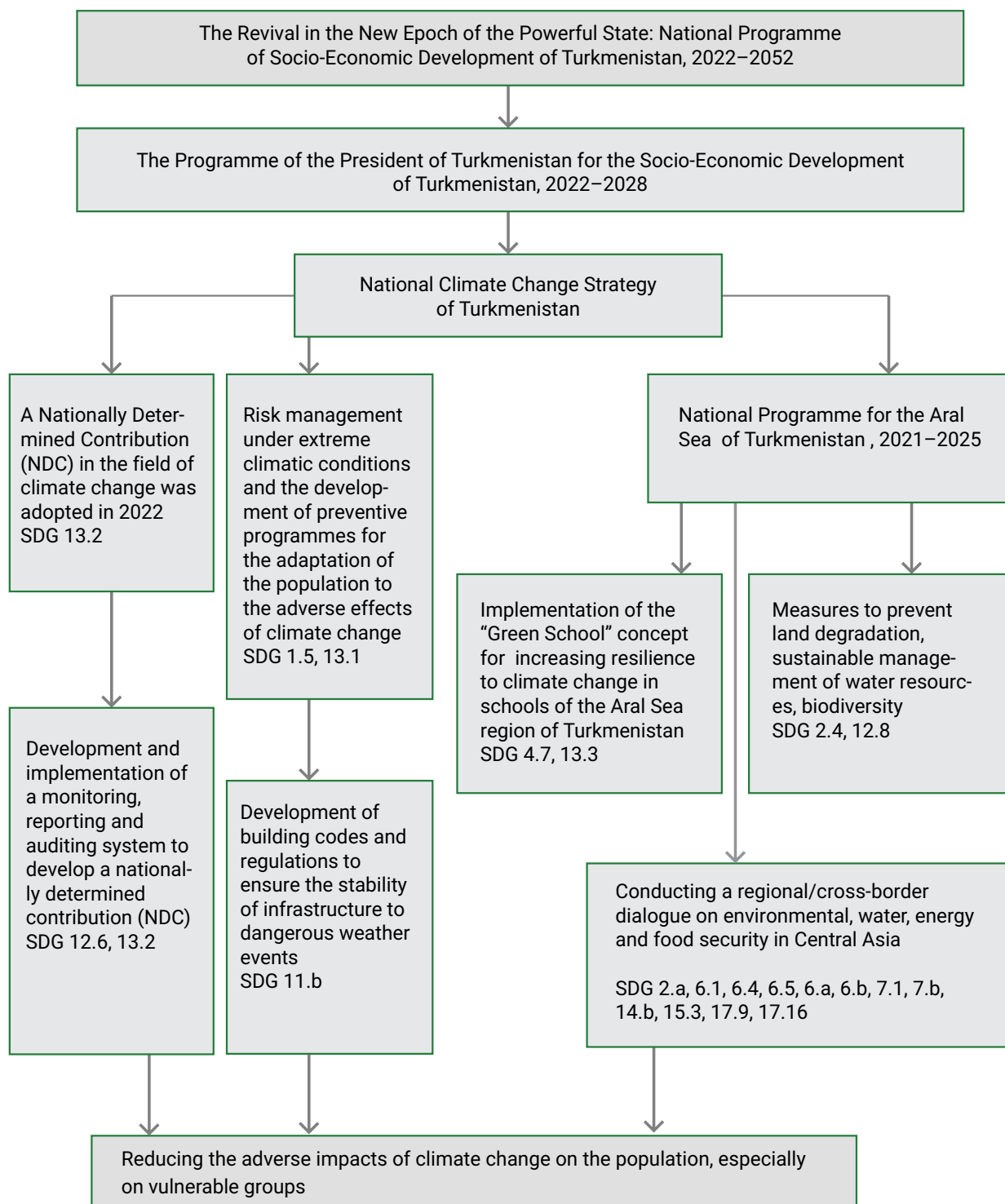
TAKE URGENT ACTION  
TO COMBAT CLIMATE  
CHANGE AND ITS IMPACTS





The climate change has rendered a global challenge of the 21<sup>st</sup> century. The climate is constantly changing, but over the past 100 years, these changes have become extreme due to anthropogenic effect. The key factor affecting cli-

mate change is GHG emissions, which continue to grow. Therefore, Turkmenistan has adopted tailored strategic and policy documents. Figure 53 shows the correlation between SDG 13 with these documents and other SDGs.



**Figure 53.** Correlation between SDG 13 “Climate Action” and other SDGs and policy documents of Turkmenistan



## Climate change measures

Global warming is causing serious concern in the countries of Central Asia. In recent decades, the region has been facing serious challenges related to climate change, and is one of the most vulnerable regions of the Planet.

Turkmenistan is located at a considerable distance from the World Ocean and is a landlocked country. The climate in the vast territory of the country is arid and sharply continental; and is one of the most severe in the Central Asian region. The highest air temperatures and the lowest level of precipitation are observed here.

Warming in Turkmenistan is happening at a rapid pace. Over the past 55 years, manifestations of temperature rise have been observed almost throughout the country. This is also due to the natural and geographical characteristics of the country, as a result of which the warming process is faster than in other parts of the world. During that period, the increase in the average air temperature in Turkmenistan amounted to 1.4°C, whereas globally the temperature has increased by an average of 0.8°C over the past 100 years.

Turkmenistan is already facing the devastating consequences of climate change. The number of droughts and floods is increasing, the frequency and amount of precipitation is decreasing, floods and mudflows, periods of abnormal heat are becoming more frequent. The country is also facing the consequences of the Aral Sea disaster.

Every year, millions of tons of dust and salt rise from the bottom of the Aral Sea, which are carried away by winds over long distances. In this regard, Turkmenistan is taking measures aimed at reducing the consequences of the Aral crisis. Turkmenistan actively participates in the implementation of the Aral Sea Basin Programme to Improve the Environmental and Socio-economic Situation in the (ASBP-4) and the UN Special Programme for the Aral Sea.

In order to improve the state of the environment and social living conditions of the population of the Aral region, the National Aral Sea Programme, 2021–2025 was adopted in 2021, which stipulated specific measures to improve the environmental situation in the region of our country – in the Aral sea crisis zone and minimize its negative impact.

Along with this, Turkmenistan initiated the adoption of the resolution on “Cooperation between the UN and the International Fund for Saving the Aral Sea” by the UN General Assembly in May 2019. On 28 September 2019, at the 74th session of the United Nations General Assembly, Turkmenistan put forward initiatives to preserve the Caspian Sea and save the Aral Sea.

Due to this, Turkmenistan directs efforts towards increasing the country’s resilience and adaptation capacity to climate change. Special attention is paid to measures to mitigate the effects of climate change not only in the environmental, but also in the economic and social spheres.



The issues of adaptation to climate change laid down a base for the National Strategy on Climate Change, adopted in a new version in 2019. National Climate Change Strategy of Turkmenistan is a basic document that takes into account Turkmenistan's commitments under the UN Framework Convention on Climate Change (UNFCCC) and the Paris Agreement. The Strategy aims to take adaptation measures to the observed and expected climate changes, and to limit GHG emissions. The Strategy defines the main areas and priority sectors for adaptation to climate change. The adaptation measures aimed at reducing the risks associated with climate change are elaborated and are already under way.

The strategy is also designed to stimulate the transition to integrated planning to ensure the sustainable development of Turkmenistan and preparing the country's economy for the possible consequences of climate change by enhancing economic, food, water and environmental security. The Strategy provides for a set of mea-

asures for the rational use of natural resources, combating land degradation, developing forestry and increasing the area of planted forests, improving the condition of irrigated lands and countering soil salinization.

The country is a party to the UNFCCC, the Kyoto Protocol and the Paris Climate Agreement, which create a unique opportunity to regulate the impact of human activities on the environment and climate through international agreements. According to the provisions of the UNFCCC, each country must take all possible actions on its territory aimed at addressing the problem of global climate change.

Turkmenistan follows the commitments undertaken under the Paris Agreement, and takes all necessary measures to prevent possible negative consequences of climate change.

In order to implement the obligations of the UNFCCC, Turkmenistan has prepared three National Communications on Climate Change. The Fourth Climate Change Communication is





currently being finalized. During the implementation of these communications, an inventory of greenhouse gas emissions and effluents was carried out in the country, an analysis and assessment of vulnerability of the population, various sectors of the economy of Turkmenistan and adaptation in the conditions of climate change was carried out.

Along with this, in 2021 Turkmenistan prepared a Nationally Determined Contribution (NDC) under the Paris Agreement and in May 2022 submit-

ted it to the UNFCCC Secretariat. It also shows the goals that countries set for themselves to increase their contribution to global efforts to combat climate change. The ambition of Turkmenistan's NDC is expressed in reducing GHG emissions by 20% in 2030 compared to the BAU (Business as usual) scenario relative to the level of emissions in 2010.

In connection with the mainstreaming of climate change and environmental protection issues, the main legislative acts on environmental protection are in force in the country, such as the Laws "On the Protection of the Ozone Layer", "On Nature Protection", "On Specially Protected Nature Areas", "On the Protection of Ambience Air", "On Environmental Expertise", "On Environmental Safety" and others.

In order to raise awareness of the younger generation on adaptation to climate change in 2022, the Ministry of Education and the National Institute of Education of Turkmenistan, together with UNICEF, have prepared new methodological manuals on adaptation to climate change for secondary school teachers.

These are the first publications of this format in Central Asia, which will help optimize the teaching process, expand the knowledge and skills of students on climate change, environmental protection and disaster risk reduction. The topic of adaptation to climate change is included in the curriculum of such subjects of primary and secondary education as natural science, ecology, geography, basics of life and agriculture.







The development of measures to adapt priority sectors of Turkmenistan's economy to climate change is incorporated into the main national development documents of the country, namely, in the Programme "The Revival in the New Epoch of the Powerful State: National Programme of Socio-Economic Development of Turkmenistan, 2022–2052" and "The Programme of the President of Turkmenistan of Socio-Economic Development of Turkmenistan in 2022–2028". Other sectoral and departmental national development programmes also include the issues of improving the process of nature protection management, rational use of natural resources, and the development of the national economy based on the Clean Development Mechanism.

Turkmenistan is already taking active measures to combat climate change in combination with the accelerated creation of a resource saving and environmentally friendly society and an innovation-oriented economy. Special attention is paid to the optimization of the structure of industrial sectors, the introduction of "green" technologies into production, the protection, conservation and restoration of the environment and ecological systems.

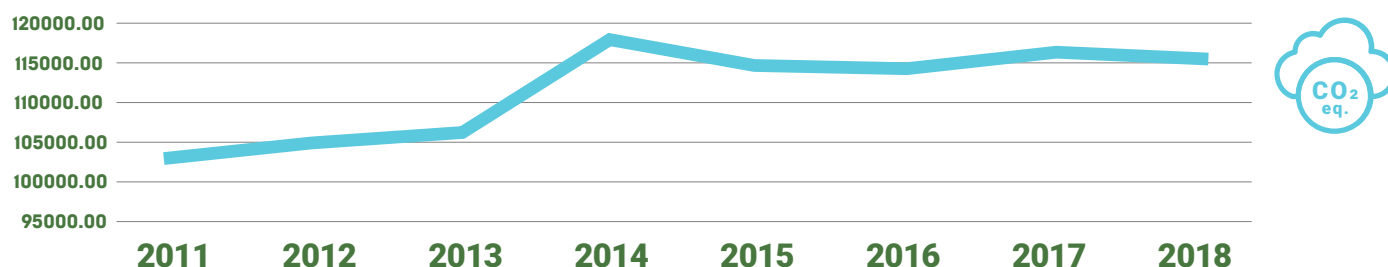
Global climate change is associated with a rapid increase in the concentration of greenhouse gas in the air. In recent years, Turkmenistan has been striving to reduce greenhouse gas emissions and improve measures to respond to climate change. Measures to reduce greenhouse gas emissions are being implemented within

the framework of the country's strategic objective for the transition to a low-carbon economy and international climate agreements.

The main objective of Turkmenistan's national actions to limit emissions is the development and implementation of urgent measures in priority sectors to mitigate the current and expected climate change effects, as well as the development of intensive measures to reduce greenhouse gas emissions. According to preliminary data, the inventory of greenhouse gas emissions carried out within the Project to prepare the Fourth National Communication of Turkmenistan under the UNFCCC, the total amount of greenhouse gas emissions in 2012 was 104,600 Gg. (CO<sub>2</sub>-eq.), in 2015 – 113,700 Gg. (CO<sub>2</sub>-eq.), and in 2018 – about 114,000 Gg. (CO<sub>2</sub>-eq.) (*Figure 54*).

Carbon dioxide and methane constitute the basis of greenhouse gas emissions in the country. The share of other gases in total emissions is insignificant. The largest volumes of emissions are generated during fuel combustion, production, transportation and storage of oil and gas.

Climate change has the greatest impact on the agricultural sector. An increase in the probability of low yields as a result of an increase in the frequency of droughts can significantly affect the profitability of this industry. As a result of the shortage of irrigation water, the degradation of arable land in the form of intensive salinization and soil erosion, reduction and degradation of natural pastures may increase. In this regard, the most im-



**Figure 54.** Direct greenhouse gas emissions in 2011–2018, by year (CO<sub>2</sub> equivalent)

*Note.* Preliminary data of the greenhouse gas inventory carried out during the preparation of the Fourth National Communication of Turkmenistan under the UNFCCC.

portant direction of adaptation to climate change is the implementation of a set of measures to enhance the resilience of agriculture to climate change.

One of the tools for neutralizing carbon dioxide in the air, stabilizing the soil and preventing its erosion are the measures taken to increase forest strips in the country. As part of the National Forestry Programme, up to 3 million seedlings are planted annually all over the country. In 2021, 30 million seedlings of deciduous, coniferous and fruit species were planted throughout the country, in 2020 – 25 million trees.

In 2020, Turkmenistan joined the international programme “Trees in Cities”. The Trees in Cities Initiative is a global campaign initiated by the UNECE to support action to combat climate change in cities.

Turkmenistan actively promotes environmental protection and climate change issues within the framework of regional cooperation. As Chair of

the Interstate Commission on Sustainable Development, Turkmenistan initiated the development of a Regional Environmental Protection Programme for the Sustainable Development of Central Asia, which will contribute to the achievement by the countries of the region of obligations under the UN environmental conventions, the implementation of the Paris Climate Agreement and the introduction of the principles of a “green” economy.

Adaptation measures are also being implemented within the Sendai Framework for Disaster Risk Reduction 2015–2030 and are aimed at reducing the risks of natural disasters, such as floods, mudflows and droughts.

In 2022, a complex of facilities was built to protect the city of Ashgabat from flooding during the descent of mudflows from the northern slopes of Kopetdag in the southern part of the city. The uniqueness of this complex lies in the fact that a number of regulatory, trapping and drainage structures are located on highly rugged and complex terrain.



## Progress in 2019–2022:

- The National Climate Change Strategy of Turkmenistan has been adopted (in 2019 in a new version) and is being implemented, aimed at reducing the risks associated with climate change.
- In 2020, Turkmenistan joined the international Programme “Trees in Cities”, announced by the UNECE to support actions to combat climate change in cities. In 2020, 25 million seedlings of deciduous, coniferous and fruit species were planted throughout the country, in 2021 – 30 million trees.
- In 2020, the preparation of the Fourth National Communication and the First Biennial Report of Turkmenistan on climate change and the First biennial Updated Report under the UNFCCC has begun.
- A Nationally Determined Contribution under the Paris Agreement was prepared in 2021 and submitted to the Secretariat of the UNFCCC in May 2022.
- The National Forestry Programme, 2021–2025 and the Action Plan for its implementation have been adopted.
- An inventory of all forests in the country has been carried out, and measures are being taken to restore degraded forests.
- In 2022, the Project on “Development of the National Adaptation Plan-

ning Process in Turkmenistan” was launched.

- In 2022, the Project on “Conservation and Sustainable Management of Land Resources and Ecosystems of high natural value in the Aral Sea Basin for Multiple Benefits” was launched.
- The National Action Plan for the Adaptation of the Health of the Population of Turkmenistan to Climate Change and its Adverse Consequences, 2020–2025, and the Action Plan for the Prevention of the Effects of Heat on the Health of the Population of Turkmenistan (2022) were adopted.
- In 2022, new methodological manuals on adaptation to climate change





for school teachers were developed and introduced into the education system.

- In February 2023, the UNESCO Department on “Environmental Education for Sustainable Development” was opened at the Turkmen State Pedagogical Institute named after S. Seydi.

- In 2023, the UNESCO club “Environmental Protection – an important concept of sustainable development” was opened at the Turkmen Agricultural Institute in Dashoguz.

### Follow-up steps for SDG 13 implementation

In order to fulfill international obligations under the Paris Climate Agreement, Turkmenistan is implementing a National Climate Change Strategy. Turkmenistan will continue to implement the following important measures as part of the implementation of the Strategy to prevent the negative effects of climate change:

- development and implementation of a monitoring, reporting and auditing system for the Nationally Determined Contribution in the reduction of greenhouse gas emissions and the transition to a “green” economy within the implementation of the Paris Agreement;
- risk management for public health under extreme climatic conditions;
- development of preventive programmes to adapt the population to the adverse effects of climate change;

- implementation of measures for the use of renewable energy sources for electricity production;

- development of building codes and regulations to ensure the stability of infrastructure to dangerous weather events;

- identification of priority strategic actions for adaptation and mitigation in economic sectors;

- development and implementation of a national system for the elimination of emissions and receipts of polluting gases;

- introduction of advanced irrigation methods (drip, sprinkler) and improvement of existing (traditional) methods, including harnessing digital technologies;

- increasing the economic capacity of specially protected natural areas through reform, expansion of their total area, creation of national parks and the introduction of alternative sustainable financing mechanisms;

- implementation of a set of measures to prevent soil salinization, pasture degradation and desertification of territories;

- introduction of evidence-based methods of increasing soil fertility;

- improving biodiversity management in the activities of economic sectors so that production processes support the functions of natural ecosystems;

- development and implementation of the National Health Adaptation Plan to Climate Change and its adverse Consequences;



- education and awareness-raising of the population, especially socially vulnerable groups on mitigation of the severity and consequences of climate change, as well as adaptation to them;
- increasing the area of planted forests, the introduction of “green” technologies in the production sector;
- systematic environmental monitoring.








# GOAL 17

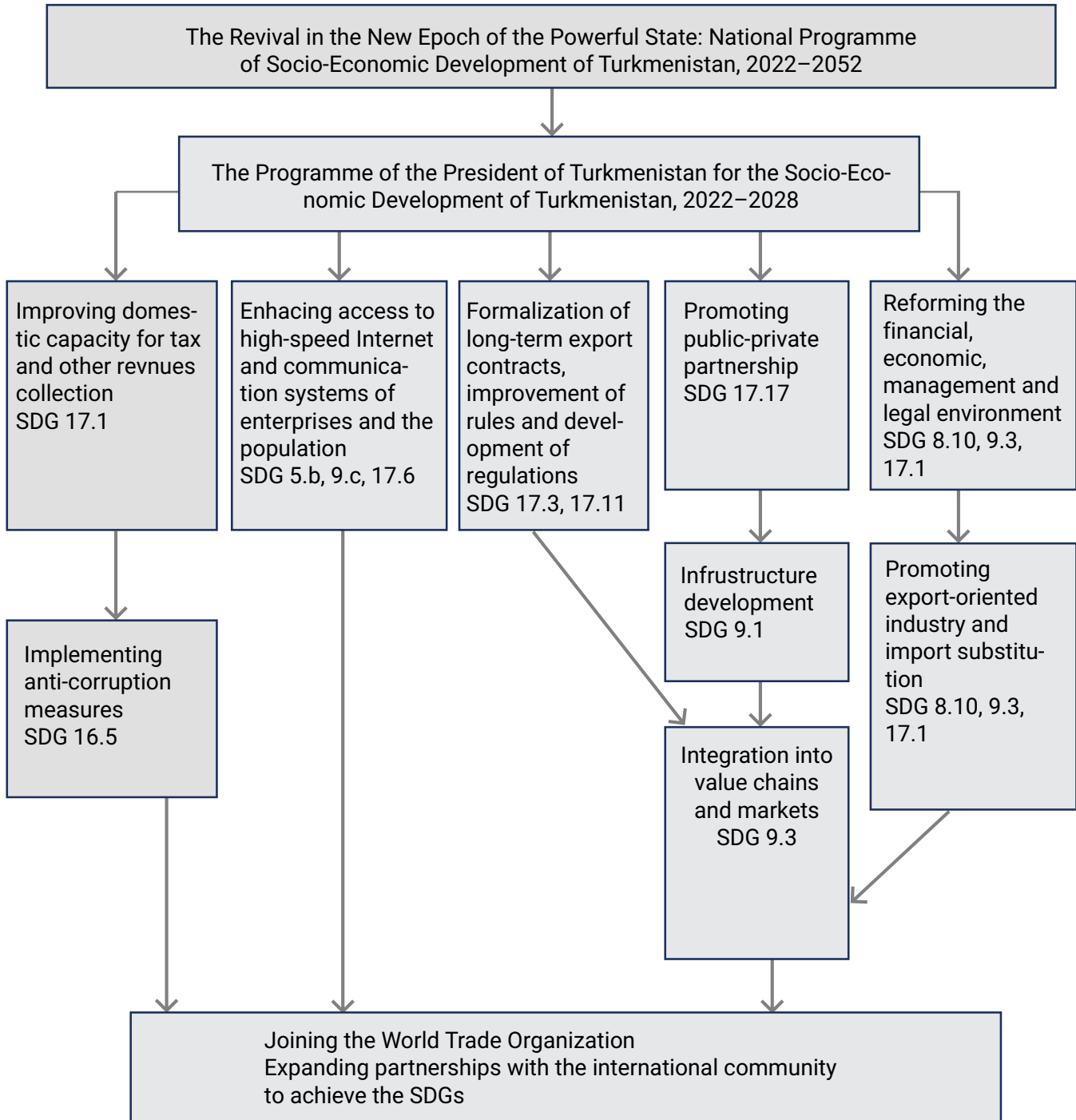
STRENGTHEN THE MEANS  
OF IMPLEMENTATION  
AND REVITALIZE THE  
GLOBAL PARTNERSHIP  
FOR SUSTAINABLE  
DEVELOPMENT





Achieving effective implementation of the SDGs is impossible without ensuring partnership. Turkmenistan, like other countries, pays special attention to the development of partnership at all levels.

The issues of cooperation development are reflected in the country's strategic documents. Figure 55 shows the correlation between SDG 17 and other goals and policy documents of the country.



**Figure 55.** Correlation between of SDG 17 “Partnership for the Goals” and other SDGs and policy documents of Turkmenistan

## Mobilizing resources from different sources and enhancing North-South and South-South cooperation and triangular regional and international cooperation

In recent years, scaled-up reforms have been carried out in Turkmenistan aimed at increasing the welfare of citizens, ensuring macroeconomic stability, achieving sustainable development, focusing on economic liberalization, institutional transformation, investment promotion, and economic competitiveness. The most significant from the macroeconomic stability perspective are targeted measures to develop market relations, improve monetary, fiscal and foreign economic activities, and the creation of an enabling investment climate and business environment.

Turkmenistan, pursuing a policy of positive neutrality, is an active participant in international processes and

consistently builds relationships with all countries based on the principles of equality, “open doors”, good neighbourliness, mutually beneficial cooperation and attaches great importance to the promotion of sustainable development in the region and beyond.

Turkmenistan is developing relations both at the bilateral level and within the framework of major international organizations such as the UN, OSCE, EU, SCO, CIS and others. To date, Turkmenistan has established diplomatic relations with 151 countries of the world and is a member of 50 international organizations, 11 UN Councils, Committees and Commissions, and is a party to 178 international conventions and treaties.

Turkmenistan takes an active part in the activities carried out under the auspices of the UN and other regional and international organizations, as well as in fora and formats of various levels. Universal peace, security and stability are the key components of Turkmenistan’s





stance. The country actively supports and develops this foreign policy course through the use and enhancing of preventive diplomacy and the priority role of the UN in addressing various issues related to the peace and security.

Turkmenistan is developing cooperation with all parties concerned, and with neighbouring states. Currently, a number of major projects are being implemented within the framework of existing bilateral agreements.

Turkmenistan provides support to Afghanistan on a permanent and gratuitous basis. These include the systematic dispatch of humanitarian supplies with essential products; the supply of electricity and liquefied gas at a discounted price; the construction of socially oriented facilities (hospitals, school, mosque) on the territory of Afghanistan at the expense of the Government of Turkmenistan, as well as the implementation of major infrastructure projects, upon completion of which many jobs will be created.

In this context, based on the direction of the ongoing projects, the Turkmen side annually provides a quota for the free training of Afghan students in education institutions of Turkmenistan. Currently, 102 Afghan students are studying in higher education institutions of Turkmenistan.

In order to contribute to the peaceful revival of Afghanistan, the “Programme of Turkmenistan’s humanitarian assistance to the Islamic Republic of Afghanistan in 2020–2022” was adopted in 2020.

Turkmenistan has also put forward a number of initiatives in creating transport and transit corridors for transcontinental projects, in particular, for the construction of the Turkmenistan–Afghanistan–Pakistan–India gas pipeline (TAPI), fibre-optic communication line along the same route, as well as power transmission lines in the direction of Turkmenistan–Afghanistan–Pakistan. This project can be considered as an active approach to





the successful implementation of the SDGs not only at the national level, but also at the regional level, as well as as a real contribution of Turkmenistan to the establishment of international co-operation.

The full implementation of the Sustainable Development Agenda requires the strengthening of the financing system, and the mobilization of financial resources from various sources. In this regard, the issues of ensuring sustainable financing for the implementation of the SDGs in recent years have become increasingly important. Turkmenistan, having fully supported the Addis Ababa Action Agenda on Financing, stands for accelerating the implementation of its decisions in order to mobilize and effectively use the resources required to achieve the SDGs.

Fiscal policy plays an important role in ensuring sustainable economic growth and social protection of the population. The country places great emphasis on strengthening public finances, balance and stability of the budget system, and the development of priority sectors of the economy.

The maximum workload of production facilities allowed increasing labour productivity and increase production volumes. In 2022, the total volume of state revenues to GDP amounted to 16.4% against 13.7% in 2019.<sup>62</sup>

In the structure of expenditures of the State Budget of Turkmenistan, the main share (about 75%) is on the

costs of financing the social sphere, including education and healthcare, as well as social security of citizens. In addition, budget funds are directed to the creation of high quality and sustainable infrastructure, including transport, energy, water supply and sanitation.

In this regard, over the past few years, the country has been stepping up activities aimed at developing market relations, maintaining investment activity, switching to industrial and innovative development, and widespread introduction of digital technologies, expanding international cooperation and integrating the country into the world economic system. A number of major international and national projects have been implemented in the country, hundreds of industrial and social facilities have been built, which creates prerequisites for ensuring sustainable growth of national welfare.

This is largely facilitated by an effective investment policy, currently focused on increasing domestic investment. Over 2015–2022, foreign investment decreased about three times (in 2019–2022 – by 18.4%), which, accordingly, led to a decrease in the share of foreign direct investments in the GDP of the country (*Figure 56*).

Currently, the introduction and use of digital technologies in all spheres of society is the most important priority of the sustainable development of the state. Digitalization of the economy is imperative for the implementation of

<sup>62</sup> State Committee of Statistics of Turkmenistan



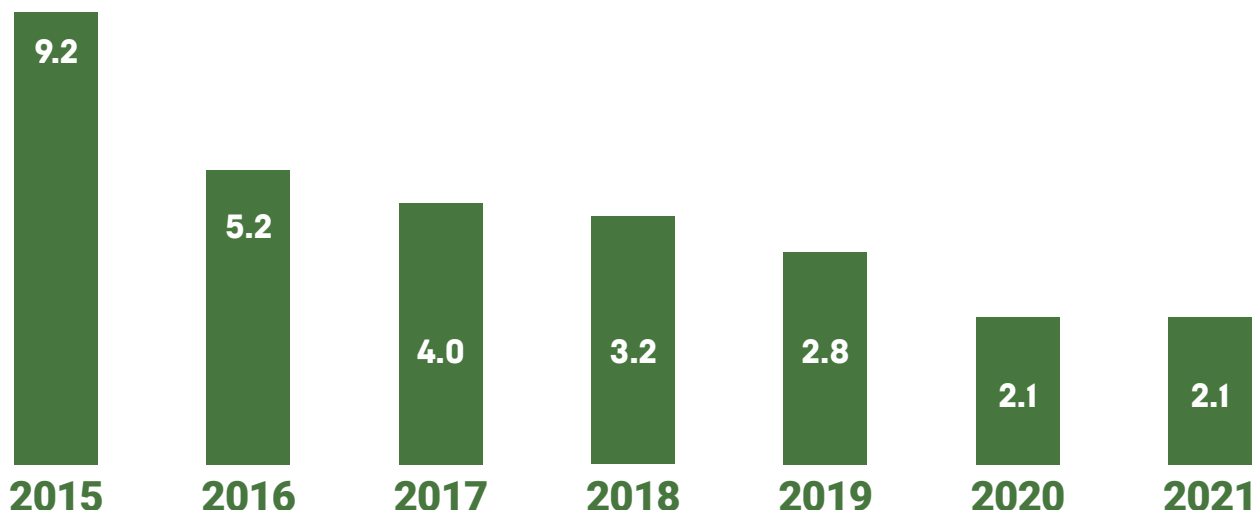


Figure 56. Foreign direct investments to GDP, %<sup>63</sup>

the SDGs. Turkmenistan has taken a course to accelerate the processes of digitalization in all spheres of life, which entails enhancing the communication system, digital television and radio broadcasting, broadband Internet. Thus, the number of Internet users in the whole country amounted to more than 3 million to date.<sup>64</sup>

### Measures to increase exports

Creating enabling conditions for the further development of foreign trade, expanding the geography of exports, strengthening the position of Turkmen exporters in the world market are among the priorities of the country. As part of the implementation of these objectives, Turkmenistan continues to develop new sales markets, increases the gas transportation potential, implements large-scale infrastructure projects, and develops transport corridors.

Currently, Turkmenistan maintains foreign economic relations with more than 100 countries, resulting in a powerful export capacity formed in the country.

The structure-forming commodities in the country's exports are still products of the hydrocarbon group (gas, petroleum products), along with products of non-hydrocarbon industries (electricity, mineral fertilizers, textile and food industry products, agriculture). In recent years, the foreign trade turn-



<sup>63</sup> State Committee of Statistics of Turkmenistan

<sup>64</sup> "Turkmenaragatnashyk" Agency



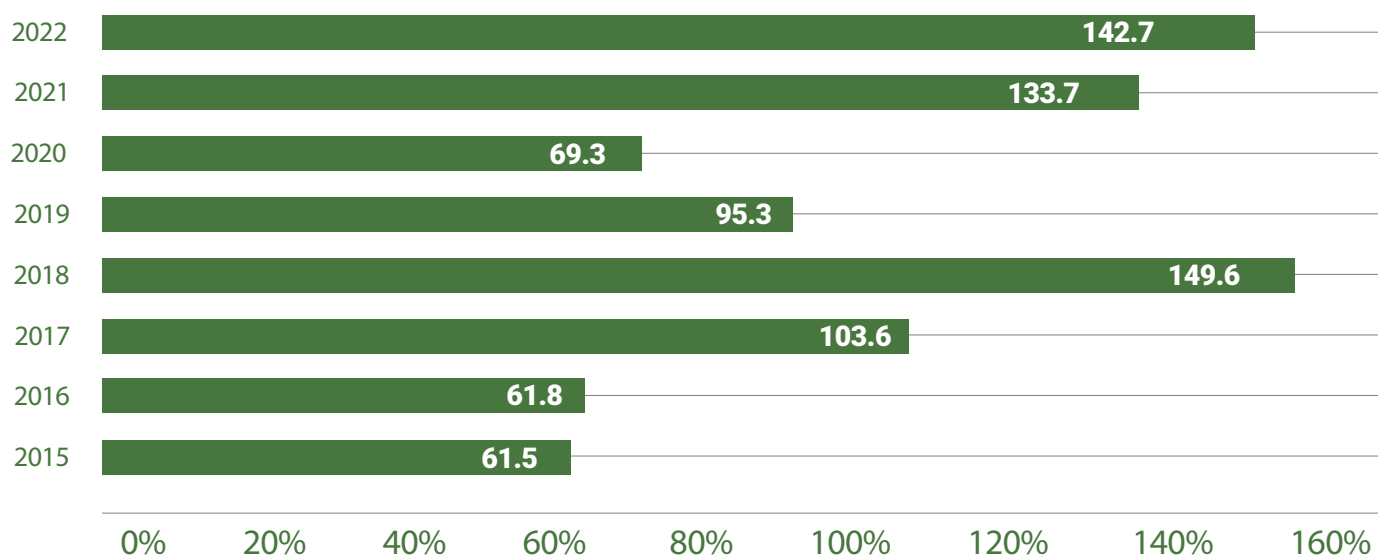
over has significantly expanded the range of exports of products with high added value. The created production capacities of the domestic industry allow exporting the products of most industries and the agro-industrial complex in large volumes.

The decline in energy prices caused by the global financial crisis and the disruption of trade chains in 2020 led to a decrease in exports. In 2021, exports recovered and exceeded the 2020 level by 33.7%. In 2022, compared to 2021, exports increased by 42.7% and amounted to 12.7 billion US dollars (*Figure 57*).<sup>65</sup>

In order to further improve and diversify Turkmenistan's foreign economic activity and increase the competitiveness of national producers, the Programme for the Development of Foreign Economic Activity of Turkmeni-

stan, 2020–2025 was adopted in 2019. In 2021, the Strategy for Foreign Trade of Turkmenistan, 2021–2030 was adopted, which defines concrete steps to attract foreign capital to the country, increase the production and export capacity of the national economy, improve domestic legislation in this area in accordance with best practices and WTO standards.

In order to encourage trade and investment, consolidate the position of Turkmen producers in foreign markets, Turkmenistan gained observer status in the WTO in July 2020, and in 2022 received the status of an acceding country (“active observer”) to the WTO. A government commission was established to study issues related to Turkmenistan's accession to the WTO, which considers all aspects of interaction with the WTO for compliance with the national interests of the country.



*Figure 57. Exports growth rate, %*

<sup>65</sup> State Committee of Statistics of Turkmenistan



## Effective public-private partnership

One of the key areas for achieving SDGs is the sustainable development of private business. Here the instruments and mechanisms of mixed financing through public-private partnership are becoming increasingly relevant, which can be described as a partnership focused on the long-term engagement of private business in order to attract additional sources of financing.

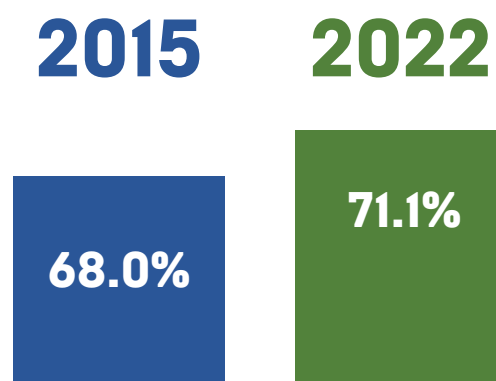
In order to create a business enabling environment, the Law of Turkmenistan “On Public-Private Partnership” was adopted in 2021, which defined the legal ground for public-private partnership, and was also aimed at encouraging business participation in various projects.

In November 2021, the Law of Turkmenistan “On Trust Management of State Property” was adopted, which defined the goals, methods and procedure for transferring state property to trust management, regulated the legal relations arising between the owner of the property and the trustee in this process.

In order to increase the share of the private sector in the innovative development, expand market relations, enhance cooperation between the public and private sectors and ensure stable economic development, the Strategy for Management and Reform of State-owned enterprises in Turkmenistan

for 2021-2025 was adopted in February 2021.

All these measures enabled to expand the share of private sector engagement in economic sectors, which in 2022 exceeded 71% of GDP (excluding fuel and energy complex) (*Figure 58*).



*Figure 58.* The share of the non-state sector in GDP (excluding fuel and energy complex), %<sup>66</sup>

## Increasing the availability of high-quality, up-to-date and reliable data

Achieving the SDGs is a process of national, regional and global interaction based on a system of unified and harmonized data. The main role in monitoring the achievement of the SDGs in Turkmenistan is assigned to the State Committee of Statistics of Turkmenistan, which administers the unified database of the SDGs.


In order to increase the availability of high quality, up-to-date and reliable

<sup>66</sup> State Committee of Statistics of Turkmenistan



disaggregated data, The State Committee of Statistics is carrying out various activities, including improving reporting forms, switching to new methods and digital technologies that provide better measurement of the SDGs.

Important data sources for monitoring the SDGs are Household surveys, Labour Force Surveys, Multi-Indicator Cluster Survey (MICS) and other surveys. A complete population and housing census was conducted in Turkmenistan in December 2022, and the 7th round of MICS is planned to be held in 2023. During these surveys, data will be collected that will be used to calculate a number of SDG indicators, with appropriate disaggregation by main characteristics (gender, age, geographical location, education, income level, nationality).



### Progress in 2019–2022:

- In 2020, Turkmenistan adopted a Programme to provide humanitarian assistance to the Islamic Republic of Afghanistan in 2020–2022.
- The Programme of development of foreign economic activity of Turkmenistan, 2020–2025 is being implemented.
- In July 2020, Turkmenistan joined the WTO as an observer, and in February 2022, the country received the status of an accession country to the WTO after the approval of the application for accession of Turkmenistan to the WTO by the WTO General Council.
- In 2021, the country launched the implementation of Turkmenistan’s Foreign Trade Strategy for 2021–2030.
- In 2021, the Law of Turkmenistan “On Trust Management of State Property” was adopted, which defined the goals, methods and procedure for transferring state property to trust management.
- The share of the private sector in the innovative development of the country is gradually increasing, market relations are expanding, cooperation between the public and private sectors is intensifying due to the Law of Turkmenistan “On Public-Private Partnership” and the Strategy for the



Management and Reform of State-owned Enterprises in Turkmenistan for 2021–2025 adopted in 2021.

- A complete population and housing census was conducted in 2022, which will serve as the basis for tracking many SDG indicators.
- On 24 February 2023, at the 60<sup>th</sup> plenary session of the 77<sup>th</sup> session of the United Nations General Assembly in New York, on the initiative of Turkmenistan, the Resolution on “The Role of the United Nations Regional Centre for Preventive Diplomacy for Central Asia” was unanimously adopted.
- A Memorandum of Understanding was signed between the Union of Industrialists and Entrepreneurs of Turkmenistan and the United Nations in Turkmenistan on cooperation in the implementation of the 2030 Agenda for Sustainable Development and its SDGs in Turkmenistan.

### Follow-up steps for SDG 17 implementation

Turkmenistan will continue to implement measures to mobilize resources by improving domestic capacity for tax and other revenues collection. To this end, it is planned to improve the regulatory framework of Turkmenistan on budget and tax system, accounting and financial reporting in cooperation with International Organisations and International Financial Institutions.

Measures will be taken to expand access to high-speed Internet and communication systems of enterprises

and the population, and in order to provide high-quality telecommunications services it is planned to put into operation a second communication satellite.

Within the Programme for the Development of Foreign Economic Activity of Turkmenistan, 2020–2025, measures will be implemented to further develop the transport and communication system, create modern logistics centres, and conducive investment environment for the development of private, joint and foreign enterprises in the country.

In order to promote export-oriented industry and import substitution, the financial, economic, management and legal environment (tourism services, insurance and banking services and other priority areas) will be reformed, taking into account the international best practices of foreign economic activity and the principles of market relations.

Given the country’s strategic goals for the transition to a digital economy, Turkmenistan will continue its partnership in the development, transfer and exposure to frontier technologies and innovations.

Special attention will be paid to enhancing international cooperation in improving national statistical capacity to improve the availability and quality of data.





## 5. CONCLUSION AND FOLLOW-UP STEPS IN ACHIEVING THE SUSTAINABLE DEVELOPMENT GOALS

The second Voluntary National Review of Turkmenistan enabled to assess progress in achieving the SDGs since the first Review was submitted (2019), and to identify new urgent challenges and sustainable solutions to them.

Currently, an institutional architecture has been implemented to promote the achievement of the SDGs between government agencies, Parliament, business community, academia, and civil society, and it is effectively functioning in Turkmenistan.

Despite the instability of the world economy and the challenges that have arisen in the second decade of the 21<sup>st</sup> century, in order to maintain sustainable economic growth and continue it, Turkmenistan follows its own national development strategy.

The Government of Turkmenistan is carrying out comprehensive measures that contribute to enhancing the social orientation of national policy and achieving balanced development of the country in three dimensions: social, economic and environmental, following the principle of “leaving no one behind”.

The sustainable development course of Turkmenistan is set out in the long-term National Programme “The Revival in the New Epoch of the Powerful State: National Programme of Socio-Economic Development of Turkmenistan, 2022–2052”.

The key long-term priorities of Turkmenistan are:

- creation of a new model for ensuring harmonious and sustainable development of the national economy of Turkmenistan;
- ensuring food and economic security of the country;
- strengthening social protection of the population, ensuring a prosperous and happy social life of citizens;
- improving the efficiency of the state investment policy;
- identification of strategic directions of industrial and innovative development and creation of a competitive economy;
- development of business, including small and medium-sized enterprises;
- establishment of public-private partnership in accordance with contemporary requirements;
- determining the directions of digitalization of the economy;
- reforming the legal and institutional structure of the state;
- implementation of an effective regional policy;
- implementation of environmental policy and “green economy” policy.

To increase the effectiveness of the implementation of long-term priorities in the country, phased measures are being taken through the implementation of medium-term policy documents. Thus, the



goals and targets of the 2030 Agenda for Sustainable Development coincide with the priorities of socio-economic development of Turkmenistan, laid down in the basis of the Programme of the President of Turkmenistan for Socio-Economic Development of the country in 2022–2028 and other policy documents aimed at improving the welfare of the population, enhancing social protection systems, healthcare, inclusive education, and environmental protection.

Due to the measures taken, Turkmenistan's strengths in the implementation of the SDGs are as follows:

- availability of health care and education to all segments of the population;
- ensuring the basic level of social protection of the population; and
- widespread electrification and gasification of the country's human settlements.

Turkmenistan has achieved significant results in ensuring balanced economic growth, developing market relations, increasing the competitiveness of economic sectors, and strengthening foreign economic position.

Priority importance in the implementation of the SDGs is given to monitoring and evaluating solutions to sustainable development challenges. The mechanism for monitoring the implementation of the SDGs provides a comprehensive approach when reviewing the SDGs achievements, identifying weaknesses and planning future work. Taking into account the monitoring outcomes, Turkmenistan continues to implement activities aimed at ensuring sustainable growth in all sectors of the economy, investment activity, balanced regional development, the introduction of digital solutions, ensuring social security and increasing the welfare

of the country's population, following the principle of "leaving no one behind". Further improvement of the effectiveness of the implementation of sustainable development objectives requires the adoption of systemic measures. In this regard, Turkmenistan will strengthen its efforts to improve strategic planning, which provides for the transition to medium-term budgeting and the introduction of a programme budgeting format. The transition to programmatic budget planning will contribute to ensuring the correlation between financial resources and national priorities in accordance with the SDGs.

The Government of Turkmenistan attaches great importance to the creation of a national strategy for financing sustainable development goals, coordinated with the main priorities of the country as part of efforts to create Integrated National Financing Frameworks. This will contribute to a consistent and systematic transition to effective medium-term budget planning with a link to the state planning system, the development of a holistic approach to the mobilization of public and private resources, as well as to strengthening the dialogue between the Government, the private sector and civil society.

The policy of public-private partnership in the field of investments in programmes for the development of industrial and social infrastructure, the "green" economy, and the growth of financing of SMBs from private sources will be enhanced.

The effectiveness and efficiency of the implementation of the above steps depends on the quality of data, and therefore, work will continue to improve the national statistical capacity and the SDG database in Turkmenistan.



## ANNEX 1. List of policy documents adopted since 2019 in Turkmenistan

- The Programme of seismic risk reduction in seismically hazardous zones of Turkmenistan and the Action Plan for its implementation
- The Programme of the President of Turkmenistan on Socio-Economic Development of Turkmenistan, 2019–2025
- National Climate Change Strategy of Turkmenistan
- Strategic plan to Strengthen Measures to Combat Viral Hepatitis in Turkmenistan, 2019–2030
- Strategy for the Development of Health Information System of Turkmenistan, 2019–2025
- The State Programme for the Implementation of the Main Directions of State policy in Civil Defense for 2019–2030
- The Concept of Development of the Turkmen Altyn Asyr Lake region, 2019–2025
- The Programme of Adaptation of Young People to the Labour Market and Improvement of their Employment in Turkmenistan
- Strategy for Improving the Activities of the State Commodity Exchange of Turkmenistan, 2020–2025
- The Programme of Development of Foreign Economic Activity of Turkmenistan, 2020–2025
- National Programme on Healthy Nutrition of the population of Turkmenistan, 2020–2025
- The Programme of Transferring the Sphere of Science in Turkmenistan to the Digital System in 2020–2025
- National Strategy for Early Childhood Development in Turkmenistan, 2020–2025
- The Programme for Improving the activities of Pre-primary Institutions in the field of Early Development and improving the preparation of a child for school in Turkmenistan in 2020–2025
- Preparedness Rapid Response Plan for Countering acute infectious disease in Turkmenistan
- National Programme to Reduce the Impact of the current difficult circumstances in the global economy on the country's economy and sustainable development of the national economy, 2020–2021
- Rapid Socio-Economic Response Plan against the pandemic of acute infectious disease in Turkmenistan (SERP)
- State Programme of Integrated Development of Chemical Science and Technology in Turkmenistan, 2021–2025
- The National Programme for the Development of the Health Resort system of Turkmenistan, 2021–2025
- The Concept of Improving the Teaching of subjects in Natural and Exact Sciences in Turkmenistan
- The Programme of Development of the Intellectual Property system of Turkmenistan, 2021–2025
- National Strategy for the Development of Renewable Energy of Turkmenistan until 2030
- National Action Plan on Gender Equality in Turkmenistan, 2021–2025
- The Programme of Development of Energy Diplomacy in Turkmenistan, 2021–2025
- The State Programme on Youth Policy of Turkmenistan, 2021–2025



- The Programme of Support and Development of Physical Culture and Sports in Turkmenistan, 2021–2025
- The Strategy for Management and Reform of State-owned enterprises in Turkmenistan, 2021–2025
- The State Programme for the development of the Digital Economy in Turkmenistan, 2021–2025
- The Strategy of Foreign Trade in Turkmenistan, 2021–2030
- The National Programme for the Prevention and Control of Tuberculosis in Turkmenistan, 2021–2025
- The State Programme “Saglyk/Health”
- The Plan of Preparedness for Countering Acute Infectious Disease and Rapid Response Measures
- The National Programme to Increase Immunity of the population of Turkmenistan, 2021–2025
- The National Human Rights Action Plan in Turkmenistan, 2021–2025
- The National Strategy “Healthy mother – healthy child – healthy future” for the protection of maternal and child health, 2021–2025
- The National Forestry Programme of Turkmenistan, 2021–2025
- The National Strategy Turkmenistan for the Prevention and Control of Non-communicable diseases, 2021–2025
- The National Programme of Turkmenistan for the Aral Sea, 2021–2025
- The Programme to Reduce the Impact of complications on the country’s economy, emerging in the global economy, and the stable development of the national economy for 2022
- The Programme of the President of Turkmenistan for Development of Transport Diplomacy, 2022–2025
- The State Programme of Plant Protection in Turkmenistan, 2022–2025
- The Programme of Socio-Economic Development of the country for 2022
- The Revival in the New Epoch of the Powerful State: National Programme of Socio-Economic Development of Turkmenistan, 2022–2052
- The National Programme for the Transformation of Turkmenistan into a Tobacco-free country, 2022–2025
- The State Programme for the Careful Preservation of Objects of National Historical and Cultural Heritage, Their Protection and Study, Attraction of Tourists to them, 2022–2028
- The National Programme of the President of Turkmenistan on the Transformation of the Social and Living Conditions of the population of villages, towns, cities of etraps and etrap centres for the period up to 2028
- The Programme of the President of Turkmenistan for the Socio-Economic Development of Turkmenistan in 2022–2028
- The Action Plan for the Reform of the Budget system in Turkmenistan, 2022–2028
- The State Programme of Integrated Development of Seismological Science in Turkmenistan, 2022–2028
- The Programme of Socio-Economic Development of the country for 2023
- Strategy to Increase vitamin D-related Preventive Measures in Turkmenistan, 2023–2028
- The National Programme for Ensuring the Healthy Well-being of the Population in Turkmenistan, 2023–2028

## ANNEX 2. NATIONAL INDICATORS OF THE 2030 SUSTAINABLE DEVELOPMENT GOALS

Target	Type of indicator	Indicator	Unit of measurement	2015	2016	2017	2018	2019	2020	2021	2022	Note
1	2	3	4	5	6	7	8	9	10	11	12	13
<b>Goal 1. End poverty in all its forms everywhere</b>												
1.3 Implement nationally appropriate social protection systems and measures for all, including floors, and by 2030 achieve substantial coverage of the poor and the vulnerable	Proxy	1.3.1 Proportion of population covered by social protection floors/systems, by sex, distinguishing children, unemployed persons, older persons, persons with disabilities, pregnant women, newborns, work-injury victims and the poor and the vulnerable:	%									
		Proportion of pension recipients in the total population		6.8	7.0	7.2	7.3	7.5	7.6	7.8	8.0	
		of them, women		4.3	4.4	4.5	4.6	4.7	4.8	4.8	4.9	
		Proportion of disability pension recipients in the total population		0.6	0.6	0.7	0.7	0.7	0.7	0.7	0.7	
		Proportion of recipients of state benefits in the total population		8.1	8.1	8.0	7.8	7.6	7.2	6.8	6.7	
		of them, women		7.3	7.3	7.2	7.0	6.7	6.3	6.0	5.8	
		Proportion of recipients of state disability benefits in the total population, including children with disabilities under 18		1.5	1.6	1.7	1.8	1.8	1.9	1.9	2.0	
		children with disabilities under 18		0.2	0.3	0.3	0.3	0.3	0.3	0.4	0.4	



Target	Type of indicator	Indicator	Unit of measurement	2015	2016	2017	2018	2019	2020	2021	2022	Note
<b>1</b>	<b>2</b>	<b>3</b>	<b>4</b>	<b>5</b>	<b>6</b>	<b>7</b>	<b>8</b>	<b>9</b>	<b>10</b>	<b>11</b>	<b>12</b>	<b>13</b>
1.4 By 2030, ensure that all men and women, in particular the poor and the vulnerable, have equal rights to economic resources, as well as access to basic services, ownership and control over land and other forms of property, inheritance, natural resources, appropriate new technology and financial services, including microfinance	Global	1.4.1 Proportion of population living in households with access to basic services	%	...	82,8	...	...	99,9	...	...	...	MICS-5, 2015/2016; MICS-6, 2019
1.5 By 2030, build the resilience of the poor and those in vulnerable situations and reduce their exposure and vulnerability to climate-related extreme events and other economic, social and environmental shocks and disasters	Global	1.5.1 Number of deaths, missing persons and directly affected persons attributed to disasters per 100,000 population	per 100,000 people	0	0	0	0	0	0	0	0	
	Global	1.5.2 Direct economic loss attributed to disasters in relation to global gross domestic product (GDP)	%	0	0	0	0	0	0	0	0	
	Global	1.5.3 Number of countries that adopt and implement national disaster risk reduction strategies in line with the Sendai Framework for Disaster Risk Reduction 2015–2030		0	0	0	0					The National Strategy for the Implementation of the Basic Principles of State Policy in the Field of Civil Defense 2019–2030 and the National Action Plan (in accordance with the Sendai Framework for Disaster Risk Reduction (DRR) have been adopted

Target	Type of indicator	Indicator	Unit of measurement	2015	2016	2017	2018	2019	2020	2021	2022	Note
1	2	3	4	5	6	7	8	9	10	11	12	13
1. a Ensure significant mobilization of resources from a variety of sources, including through enhanced development cooperation, in order to provide adequate and predictable means for developing countries, in particular least developed countries, to implement programmes and policies to end poverty in all its dimensions	Global	1.5.4 Proportion of local governments that adopt and implement local disaster risk reduction strategies in line with national disaster risk reduction strategies	%	0	0	0	0	100	100	100	100	
		1. a.2 Proportion of total government spending on essential services (education, health and social protection)	%	49.0	58.7	51.2	57.3	61.9	61.4	64.8	67.7*	
		Including: education healthcare social protection		23.1	23.4	21.1	25.2	25.0	28.0	28.8	28.7	
				6.9	7.8	8.9	9.5	9.6	10.1	11.6	10.2	
				19.0	27.5	21.2	22.6	27.3	23.4	24.4	28.8	

Target	Type of indicator	Indicator	Unit of measurement	2015	2016	2017	2018	2019	2020	2021	2022	Note
1	2	3	4	5	6	7	8	9	10	11	12	13
<b>Goal 2. End hunger, achieve food security and improved nutrition and promote sustainable agriculture</b>												
2.2 By 2030, end all forms of malnutrition, including achieving, by 2025, the internationally agreed targets on stunting and wasting in children under 5 years of age, and address the nutritional needs of adolescent girls, pregnant and lactating women and older persons	Global	2.2.1 Prevalence of stunting (height for age <-2 standard deviation from the median of the World Health Organization (WHO) Child Growth Standards) among children under 5 years of age	%	...	11.5	...	...	7.1	...	...	...	MICS-5, 2015/2016; MICS-6, 2019
		2.2.2 Prevalence of malnutrition (weight for height >+2 or <-2 standard deviation from the median of the WHO Child Growth Standards) among children under 5 years of age, by type (wasting and overweight):	%									
	Global	Prevalence of wasting Prevalence of overweight		...	4.2	...	...	4.1	...	...	...	...
2.5 By 2020, maintain the genetic diversity of seeds, cultivated plants and farmed and domesticated animals and their related wild species, including through soundly managed and diversified seed and plant banks at the national, regional and international levels, and promote access to and fair and equitable sharing of benefits arising from the utilization of genetic resources and associated traditional knowledge, as internationally agreed	Global	2.5.1 Number of a) plant and b) animal genetic resources for food and agriculture secured in either medium- or long-term conservation facilities:										

Target	Type of indicator	Indicator	Unit of measurement	2015	2016	2017	2018	2019	2020	2021	2022	Note
1	2	3	4	5	6	7	8	9	10	11	12	13
		a) plant origin – total		621	623	625	625	628	628	628	630	
		including:										
		wheat		554	554	556	556	558	558	558	560	
		barley	varieties and hybrids of plants	7	7	7	7	7	7	7	7	
		buckwheat		3	3	3	3	3	3	3	3	
		rice		3	3	3	3	4	4	4	4	
		corn		13	14	14	14	14	14	14	14	
		middle Asian sorgho		18	19	19	19	19	19	19	19	
		soybean		17	17	17	17	17	17	17	17	
		peas		6	6	6	6	6	6	6	6	
		b) zoological origin- total		6	6	6	6	6	6	6	6	
		including:										
		cattle	breed of livestock	3	3	3	3	3	3	3	3	
		sheeps		2	2	2	2	2	2	2	2	
		camels		1	1	1	1	1	1	1	1	
2.a Increase investment, including through enhanced international cooperation, in rural infrastructure, agricultural research and extension services, technology development and plant and livestock gene banks in order to enhance agricultural productive capacity in developing countries, in particular least developed countries	Global	2.a.1 The agriculture orientation index for government expenditures	ratio	0.30	0.27	0.14	0.22	0.32	0.25	0.23	...	
		Share of agriculture expenditures in government expenditures	%	2.8	2.8	1.5	2.4	3.5	2.9	2.7	...	*Current data
		Share of agriculture in GDP		9.30	10.50	11.10	11.00	10.80	11.50	11.80	11.60*	

Target	Type of indicator	Indicator	Unit of measurement	2015	2016	2017	2018	2019	2020	2021	2022	Note	
1	2	3	4	5	6	7	8	9	10	11	12	13	
<b>Goal 3. Ensure healthy lives and promote well-being for all at all ages</b>													
3.1 By 2030, reduce the global maternal mortality ratio to less than 70 per 100,000 live births	Global	3.1.1 Maternal mortality ratio	per 100,000 live births	3.0	3.6	4.4	4.6	2.9	2.4	2.5	1.7		
	Global	3.1.2 Proportion of births attended by skilled health personnel	%	99.9	100.0	99.9	99.9	99.9	99.9	99.9	99.7		
	Global	3.3.2 Tuberculosis incidence per 100,000 population- total including by area:		per 100,000 population	38.2	35.2	34.1	34.1	32.9	29.5	29.3	29.9	
			urban										
			rural		30.2	37.4	37.2	36.8	34.0	30.7	28.6	28.7	31.3
			sex:		44.5	33.2	31.3	31.8	32.0	28.5	29.9	28.7	28.7
			female		45.0	41.0	40.2	40.2	38.7	33.8	34.4	34.4	34.4
	Global	3.3.3 Malaria incidence per 1,000 population – total including by area:		per 1,000 population	31.5	29.3	28.1	28.1	27.2	25.2	24.2	25.6	
			urban		0	0	0	0	0	0	0	0	0
			rural		0	0	0	0	0	0	0	0	0
sex:				0	0	0	0	0	0	0	0	0	
female				0	0	0	0	0	0	0	0	0	



Target	Type of indicator	Indicator	Unit of measurement	2015	2016	2017	2018	2019	2020	2021	2022	Note
1	2	3	4	5	6	7	8	9	10	11	12	13
		3.3.4 Hepatitis B incidence per 100,000 population – total* including by area:	per 100,000 population	0.6	0.3	0.4	0.5	0.5	0.1	0.03	0.1	
	Global	urban		1.2	0.6	0.8	1.0	0.2	0.1	0.1	0.3	*without military personnel
		rural		0.1	0.1	0	0	0	0.03	0	0	
		sex:										
		male		1.1	0.6	0.7	0.8	0.7	0.2	0.1	0.2	
		female		0.1	0.03	0.1	0.1	0.2	0.1	0.0	0.03	
		3.5.2 Alcohol per capita consumption (alcohol consumption per capita determined in accordance with national characteristics, aged 15 years and older) within a calendar year in litres of pure alcohol – total	Litres per capita	8.6	...	...	4.8	...	...	...	...	2015 – STEPS 2013 data
3.5 Strengthen the prevention and treatment of substance abuse, including narcotic drug abuse and harmful use of alcohol	Global	including by area:										2018 – STEPS 2018 data
		urban		8.4	...	...	...	...	...	...	...	Next STEPS will be in 2023
		rural		8.8	...	...	...	...	...	...	...	
		sex:										
		male		15.4	...	...	8.1	...	...	...	...	
		female		1.2	...	...	1.4	...	...	...	...	
		3.6.1 Death rate due to road traffic injuries – total	Accidents per 100,000 population	2.2	2.3	2.1	1.8	1.4	1.6	1.7	1.5	
3.6 By 2020, halve the number of global deaths and injuries from road traffic accidents	Global	including by area:										
		urban		2.5	2.2	2.4	1.8	1.3	2.1	2.2	1.7	
		rural		1.9	2.3	1.9	1.8	1.5	1.3	1.3	1.4	
		sex:										
		male		3.2	3.6	3.5	3.1	2.4	1.5	3	2.5	
		female		1.1	0.9	0.8	0.5	0.5	0.2	0.5	0.5	

Target	Type of indicator	Indicator	Unit of measurement	2015	2016	2017	2018	2019	2020	2021	2022	Note	
1	2	3	4	5	6	7	8	9	10	11	12	13	
3.7 By 2030, ensure universal access to sexual and reproductive health-care services, including for family planning, information and education, and the integration of reproductive health into national strategies and programmes	Global	3.7.1 Proportion of women of reproductive age (aged 15–49 years) who have their need for family planning satisfied with modern methods	%	...	80.5	...	...	79.6	...	...	...	MICS-5, 2015/2016; MICS-6, 2019	
		3.7.2 Adolescent birth rate (aged 15–19 years) per 1,000 women in that age group	per 1,000 adolescent	37.5	31.3	28.0	26.3	24.5	21.8	21.4	22.9		
	Global	including by area: urban rural		35.3 38.9	28.1 33.9	25.4 30.1	23.2 28.7	22.0 26.6	19.7 23.6	19.4 23.1	20.4 25.0		
3.8 Achieve universal health coverage, including financial risk protection, access to quality essential health-care services and access to safe, effective, quality and affordable essential medicines and vaccines for all	Global	3.8.1 Coverage of essential health services	%	...	...	...	...	88.5	88.6	87.8	...		
	Global	3.8.2 Proportion of population with large household expenditures on health as a share of total household expenditure or income	%	2.8	3.4	3.1	3.2	3.1	2.8	2.3	2.2		
3.a Strengthen the implementation of the World Health Organization Framework Convention on Tobacco Control in all countries, as appropriate	Global	3.a.1 Age-standardized prevalence of current tobacco use among persons aged 15 years and older – total	%	8.3	...	...	3.4	...	...	...	...	2015 – STEPS 2013 data	
		including by area: urban										2018 – STEPS 2018 data	
		rural											
		sex: male		9.0	...	...	...	...	...	...	...	...	Next STEPS will be in 2023
		female		7.8	...	...	...	...	...	...	...	...	
				15.5	...	...	6.6	...	...	...	...	...	
		0.6	...	...	0.2	...	...	...	...	...			

Target	Type of indicator	Indicator	Unit of measurement	2015	2016	2017	2018	2019	2020	2021	2022	Note			
				5	6	7	8	9	10	11	12				
3.b Support the research and development of vaccines and medicines for the communicable and non-communicable diseases that primarily affect developing countries, provide access to affordable essential medicines and vaccines, in accordance with the Doha Declaration on the TRIPS Agreement and Public Health, which affirms the right of developing countries to use to the full the provisions in the Agreement on Trade-Related Aspects of Intellectual Property Rights regarding flexibilities to protect public health, and, in particular, provide access to medicines for all	2	3	4	99.1	98.7	99.0	98.9	98.9	98.8	98.0	98.3	13			
				3.b.1 Proportion of the target population covered by all vaccines included in their national programme – total	98.6	98.5	98.5	98.4	98.2	98.1	98.1		98.1	98.1	
				BCG-1 (against tuberculosis)	99.6	99.7	99.6	99.5	99.6	99.6	99.6		99.6	99.6	99.6
				HBV-1 (against viral hepatitis B)	98.9	98.2	98.9	98.8	98.9	98.4	97.3		97.8	97.7	97.7
				HBV-3 (against viral hepatitis B)	98.8	98.2	98.9	98.8	98.8	98.4	97.3		97.7	97.7	97.7
				DPT-3 (against diphtheria, whooping cough, tetanus)	98.6	98.0	98.7	98.6	98.6	98.4	97.3		97.7	97.7	97.7
				Hib-3 (against Hib infection)	99.0	98.4	98.9	98.8	98.9	98.5	97.4		97.8	97.8	97.8
				Polio-3 (against poliomyelitis)	99.6	99.0	99.0	98.6	98.8	98.3	97.4		98.3	98.3	98.3
				MMR-1 (against measles, rubella, mumps)	99.7	99.2	99.4	99.4	99.3	99.5	98.4		98.7	98.7	98.7
				MMR-2 (against measles, rubella, mumps)	...	99.2	99.3	99.3	99.0	99.4	98.9		98.7	98.7	98.7
				HPV-1 (against human papilloma virus)	...	99.0	99.0	99.2	98.5	99.1	98.7		...	...	...
				HPV-2 (against human papilloma virus)	...	99.0	99.0	99.2	98.5	99.1	98.7		...	...	...

Target	Type of indicator	Indicator	Unit of measurement	2015	2016	2017	2018	2019	2020	2021	2022	Note
<b>1</b>	<b>2</b>	<b>3</b>	<b>4</b>	<b>5</b>	<b>6</b>	<b>7</b>	<b>8</b>	<b>9</b>	<b>10</b>	<b>11</b>	<b>12</b>	<b>13</b>
3.c Substantially increase health financing and the recruitment, development, training and retention of the health workforce in developing countries, especially in least developed countries and small island developing States	Global	3.c.1 Health worker density per 1,000 population and distribution – total	per 1,000 population	6.41	6.36	6.35	6.29	6.28	6.23	6.18	6.21	
		including:										
		female		...	4.79	4.74	4.64	4.62	4.56	4.59		
		male		...	1.56	1.55	1.76	1.61	1.62	1.62		
3.d Strengthen the capacity of all countries, in particular developing countries, for early warning, risk reduction and management of national and global health risks	Global	3.d.1 International Health Regulations (IHR) capacity and health emergency preparedness	%	...	...	...	67	70	68	81		Data will be provided after the submission of the SPAR Questionnaire

Target	Type of indicator	Indicator	Unit of measurement	2015	2016	2017	2018	2019	2020	2021	2022	Note	
1	2	3	4	5	6	7	8	9	10	11	12	13	
<b>Goal 4. Ensure inclusive and equitable quality education and promote lifelong learning opportunities for all</b>													
4.1 By 2030, ensure that all girls and boys complete free, equitable and quality primary and secondary education leading to relevant and effective learning outcomes	Global	4.1.1 Proportion of children and young people a) in forms 2/3; b) at the end of primary; and c) at the end of lower secondary achieving at least a minimum proficiency level in I) reading and II) mathematics, by sex:	%	...	...	...	...	81.8	...	...	...	MICS-6, 2019	
		I) Proportion of children having successfully completed three tasks on basic skills and reading:		...	...	...	...	...	...	...			
		a) aged 7–14 years		...	...	...	...	...	...	...			
		b) at the age of attending 2 <sup>nd</sup> /3 <sup>rd</sup> form		...	...	...	...	71.8	...	...	...		
		c) attending 2 <sup>nd</sup> /3 <sup>rd</sup> form		...	...	...	...	71.3	...	...	...		
		II) Proportion of children having successfully completed four tasks on basic and numeracy skills:		...	...	...	...	...	...	...	...		
		a) aged 7–14 years		...	...	...	...	...	...	70.0	...		...
		b) at the age of attending 2 <sup>nd</sup> /3 <sup>rd</sup> form		...	...	...	...	...	...	53.5	...		...
		c) attending 2 <sup>nd</sup> /3 <sup>rd</sup> form,		...	...	...	...	...	...	53.2	...		...



Target	Type of indicator	Indicator	Unit of measurement	2015	2016	2017	2018	2019	2020	2021	2022	Note	
<b>1</b>	<b>2</b>	<b>3</b>	<b>4</b>	<b>5</b>	<b>6</b>	<b>7</b>	<b>8</b>	<b>9</b>	<b>10</b>	<b>11</b>	<b>12</b>	<b>13</b>	
4.2 By 2030, ensure that all girls and boys have access to quality early childhood development, care and pre-primary education so that they are ready for primary education	Global	4.1.2 Completion rate (primary education, lower secondary education, upper secondary education):	%	...	92.9	85.9	97.5	98.8	92.5	96.8	99.6		
		primary education		98.3	92.9	85.9	97.5	98.8	92.5	96.8	99.6		
		incomplete (basic secondary) education		97.8	97.5	96.7	96.1	99.7	92.6	90.5	91.0		
		complete secondary education		93.2	96.2	96.1	95.6	97.5	97.1	99.3	98.0		
	Global	4.2.1 Proportion of children aged 24–59 months who are developmentally on track in health, learning and psychosocial well-being, by sex:	%	...	90.9	...	...	95.0	...	...	...	...	MICS-5, 2015/2016; MICS-6, 2019
		male		...	91.0	...	...	94.7	...	...	...		
		female		...	90.7	...	...	95.3	...	...	...	...	
		4.2.2 Participation rate in organized learning (one year before the official primary entry age), by sex:		...	46.2	...	...	49.8	...	...	...		
	Global	male	%	...	46.7	...	...	48.9	...	...	...	...	MICS-5, 2015/2016; MICS-6, 2019
		female		...	45.6	...	...	50.7	...	...	...	...	
4.3 By 2030, ensure equal access for all women and men to affordable and quality technical, vocational and tertiary education, including university	Global	4.3.1 Participation rate of youth and adults in formal and non-formal education and training in the previous 12 months	%	...	...	...	...	40.4	...	...	...	MICS-6, 2019	
				...	...	...	...	...	...	...	...		

Target	Type of indicator	Indicator	Unit of measurement	2015	2016	2017	2018	2019	2020	2021	2022	Note				
1	2	3	4	5	6	7	8	9	10	11	12	13				
4.4 By 2030, substantially increase the number of youth and adults who have relevant skills, including technical and vocational skills, for employment, decent jobs and entrepreneurship	Global	4.4.1 Proportion of youth and adults with information and communications technology (ICT) skills, by type of skill – total	%	...	...	...	...	...	...	68.6	...	Survey in telecommunications technologies sphere (2021)				
		including:		...	...	...	...	...	...	...	...					
		aged 6–17 years		...	...	...	...	...	...	...	96.3		...			
		aged 18–29 years		...	...	...	...	...	...	...	93.9		...			
		aged 30–44 years		...	...	...	...	...	...	...	68.9		...			
		aged 45–57 years		...	...	...	...	...	...	...	40.0		...			
		aged 58–62 years		...	...	...	...	...	...	...	14.9		...			
		over 62 years old		...	...	...	...	...	...	...	8.8		...			
		4.5.1 Parity indices (female/male, rural/urban, bottom/top wealth quintile and others such as disability status, indigenous peoples and conflict-affected, as data become available) for all education indicators on this list that can be disaggregated:		Global	a) primary education (forms 1–4)	ratio	0.96	0.96	0.96	0.96	0.96		0.96	0.96	0.96	0.96
		b) basic secondary education (forms 5–12)			0.96		0.96	0.96	0.96	0.96	0.96		0.96	0.96	0.96	
c) general secondary education (forms 1–12)	0.96	0.96	0.96		0.96		0.96	0.96	0.96	0.96	0.96					
d) secondary vocational training	1.1	1.1	1.2		1.3		1.5	1.7	1.8	1.9						
e) higher vocational training education (ratio of girls to boys)	0.6	0.6	0.6		0.6		0.7	0.7	0.7	0.7						

Target	Type of indicator	Indicator	Unit of measurement	2015	2016	2017	2018	2019	2020	2021	2022	Note		
<b>1</b>	<b>2</b>	<b>3</b>	<b>4</b>	<b>5</b>	<b>6</b>	<b>7</b>	<b>8</b>	<b>9</b>	<b>10</b>	<b>11</b>	<b>12</b>	<b>13</b>		
4.a Build and upgrade education facilities that are child, disability and gender sensitive and provide safe, non-violent, inclusive and effective learning environments for all	Global	4.a.1 Proportion of schools offering basic services, by type of service share of schools provided with:	%											
		a) electricity		100	100	100	100	100	100	100	100	100		
		including by area:												
		urban		100	100	100	100	100	100	100	100	100	100	
		rural		100	100	100	100	100	100	100	100	100	100	
		b) internet access for educational purposes		18.7	21.7	23.2	28.2	31.1	30.5	34.0	37.2			
		including by area:												
		urban		47.8	50.1	50.1	56.8	61.6	61.5	62.4	64.4			
		rural		5.9	7.4	9.4	13.4	15.4	14.7	19.4	23.3			
		c) computers for educational purposes		99.2	99.1	99.3	99.2	99.3	99.4	99.5	99.5	99.1		
		including by area:												
		urban		98.6	98.4	98.7	98.7	98.9	99.1	99.8	98.4			
		rural		99.5	99.5	99.6	99.4	99.5	99.5	99.3	98.7			
		d) infrastructure and materials adapted for students with disabilities		0.9	0.9	0.9	0.9	0.9	0.9	0.9	0.9	0.9	0.9	
		including by area:												
		urban		2.9	2.6	2.5	2.5	2.5	2.5	2.5	2.5	2.5	2.5	
		rural		0.1	0.1	0.1	0.1	0.1	0.1	0.1	0.1	0.1	0.1	
		e) basic sources of drink water		100	100	100	100	100	100	100	100	100	100	
		including by area:												
		urban		100	100	100	100	100	100	100	100	100	100	
rural	100	100	100	100	100	100	100	100	100	100				
f) separate minimally equipped toilets	100	100	100	100	100	100	100	100	100	100	100			
including by area:														

Target	Type of indicator	Indicator	Unit of measurement	2015	2016	2017	2018	2019	2020	2021	2022	Note
1	2	3	4	5	6	7	8	9	10	11	12	13
		urban		100	100	100	100	100	100	100	100	
		rural		100	100	100	100	100	100	100	100	
		g) basic hand-washing facilities (according to the wash Initiative)		100	100	100	100	100	100	100	100	
		including by area:										
		urban		100	100	100	100	100	100	100	100	
		rural		100	100	100	100	100	100	100	100	
4.c By 2030, substantially increase the supply of qualified teachers, including through international cooperation for teacher training in developing countries, especially least developed countries and small island developing States	Global	4.c.1 Proportion of teachers in a) pre-primary, b) primary school, c) secondary school, who have received at least minimal organized in-job or off-job vocational training (for example, pedagogical) at the appropriate level in the country.	%	82.5	82.7	82.8	83.2	82.2	82.2	81.3	81.4	
		a) pre-primary		100.0	99.9	99.9	99.9	100.0	99.9	100.0	100.0	
		b) primary		99.9	99.8	99.8	99.9	99.9	99.9	99.9	100.0	
		c) secondary										

Target	Type of indicator	Indicator	Unit of measurement	2015	2016	2017	2018	2019	2020	2021	2022	Note
1	2	3	4	5	6	7	8	9	10	11	12	13
<b>Goal 5. Achieve gender equality and empower all women and girls</b>												
5.2 Eliminate all forms of violence against all women and girls in the public and private spheres, including trafficking and sexual and other types of exploitation	Global	5.2.1 Proportion of ever-partnered women and girls aged 15 years and older subjected to physical, sexual or psychological violence by a current or former intimate partner in the previous 12 months, by form of violence and by age	%	...	...	...	...	...	...	5.4	...	Sample Survey on «Health and status of women in the family in Turkmenistan»
		5.2.2 Proportion of women and girls aged 15 years and older subjected to sexual violence by persons other than an intimate partner in the previous 12 months, by age and place of occurrence	%	...	...	...	...	...	...	...	0.3	...
	Global	5.3.1 Proportion of women aged 20–24 years who were married or in a union before age 15 and before age 18: a) Proportion of women aged 20–24 years who were married or in a union before age 15 b) Proportion of women aged 20–24 years who were married or in a union before age 18	%	...	0.0	...	...	0.2	...	...	...	MICS-5, 2015/2016; MICS-6, 2019
5.3 Eliminate all harmful practices, such as child, early and forced marriage	Global			...	5.7	...	...	6.1	...	...	...	



Target	Type of indicator	Indicator	Unit of measurement	2015	2016	2017	2018	2019	2020	2021	2022	Note
1	2	3	4	5	6	7	8	9	10	11	12	13
5.5 Ensure women's full and effective participation and equal opportunities for leadership at all levels of decision-making in political, economic and public life	Global	5.5.1 Proportion of seats held by women in:	%	...	...	...	24.08	25.20	25.57	25.43	25.73	
		a) national parliaments		...	...	22.05	22.05	21.90	21.90	21.68		
		b) local governments		...	24.1	23.9	23.8	22.1	23.8	25.3	22.4	
5.6 Ensure universal access to sexual and reproductive health and reproductive rights as agreed in accordance with the Programme of Action of the International Conference on Population and Development and the Beijing Platform for Action and the outcome documents of their review conferences	Global	5.5.2 Proportion of women in managerial positions	%	...	...	...	...	42.2	...	...	...	MICS-6, 2019
		5.6.1 Proportion of women aged 15–49 years who make their own informed decisions regarding sexual relations, contraceptive use and reproductive health care		...	...	...	...	...	...	...	...	...
5.b Enhance the use of enabling technology, in particular information and communications technology, to promote the empowerment of women	Global	5.6.2 Number of countries with laws and regulations that guarantee full and equal access to women aged 15-49 years to sexual and reproductive health care, information and education	%	...	...	...	...	...	...	...	94	DESA Survey
		5.b.1 Proportion of individuals who own a mobile telephone, by sex		...	88.86	89.90	90.99	92.26	92.61	93.02		

Target	Type of indicator	Indicator	Unit of measurement	2015	2016	2017	2018	2019	2020	2021	2022	Note
1	2	3	4	5	6	7	8	9	10	11	12	13
<b>Goal 6. Ensure availability and sustainable management of water and sanitation for all</b>												
6.1 By 2030, achieve universal and equitable access to safe and affordable drinking water for all	Global	6.1.1 Proportion of population using safely managed drinking water services	%	...	82.8	...	...	99.9	...	...	...	MICS-5, 2015/2016; MICS-6, 2019
6.2 By 2030, achieve access to adequate and equitable sanitation and hygiene for all and end open defecation, paying special attention to the needs of women and girls and those in vulnerable situations	Global	6.2.1 Proportion of population using a) safely managed sanitation services and b) a hand-washing facility with soap and water	%	...	98.6	...	...	98.7	...	...	...	MICS-5, 2015/2016; MICS-6, 2019
6.3 By 2030, improve water quality by reducing pollution, eliminating dumping and minimizing release of hazardous chemicals and materials, halving the proportion of untreated wastewater and substantially increasing recycling and safe reuse globally	Global	6.3.1 Proportion of domestic and industrial wastewater flows safely treated	%	18.5	17.5	40.9	46.6	59.2	59.8	60.0	57.4	
6.4 By 2030, substantially increase water-use efficiency across all sectors and ensure sustainable withdrawals and supply of freshwater to address water scarcity and substantially reduce the number of people suffering from water scarcity	Proxy	6.3.2 Proportion of bodies of water with good ambient water quality	%	80.0	80.0	80.0	80.0	80.0	80.0	80.0	...	
6.5 By 2030, implement integrated water resources management at all levels, including through transboundary cooperation as appropriate	Global	6.4.2 Level of water stress: freshwater withdrawal as a proportion of available freshwater resources	%	77.8	97.5	84.4	89.9	73.5	85.2	87.1	...	
	Global	6.5.1 Degree of integrated water resources management (0–100)	score	...	...	...	...	...	64	64	64	
	Global	6.5.2 Proportion of transboundary basin area with an operational arrangement for water cooperation	%	66.02	66.02	66.02	66.02	66.02	66.02	66.02	66.02	

Target	Type of indicator	Indicator	Unit of measurement	2015	2016	2017	2018	2019	2020	2021	2022	Note
1	2	3	4	5	6	7	8	9	10	11	12	13
<b>Goal 7. Ensure access to affordable, reliable, sustainable and modern energy for all</b>												
7.1 By 2030, ensure universal access to affordable, reliable and modern energy services	Global	7.1.1 Proportion of population (households) with access to electricity	%	100	100	100	100	100	100	100	100	
	Global	7.1.2 Proportion of population with primary reliance on clean fuels and technology	%	100	100	100	100	100	100	100	100	
7.3 By 2030, double the global rate of improvement in energy efficiency	Proxy	7.3.1 Energy intensity measured in terms of primary energy and GDP	tons of oil equivalent / thousand manats	0.186	0.187	0.186	0.190	0.165	0.153	0.161	...	

Target	Type of indicator	Indicator	Unit of measurement	2015	2016	2017	2018	2019	2020	2021	2022	Note
1	2	3	4	5	6	7	8	9	10	11	12	13

**Goal 9. Build resilient infrastructure, promote inclusive and sustainable industrialization and foster innovation**

9.1 Develop quality, reliable, sustainable and resilient infrastructure, including regional and trans-border infrastructure, to support economic development and human well-being, with a focus on affordable and equitable access for all	Global	9.1.2 Passenger and freight volumes, by mode of transport:											
		Freight volumes, by mode of transport	494011	499590	502689	515060	524748	528403	551385	566428			
		including:											
		railroad	21547	20828	22358	23697	23808	21877	23415	22066			
		motor transport	411076	420119	427681	437518	448894	456974	467941	482915			
		air	16	13	12	12	12	5	14	20			
		pipeline	52326	49669	50240	51731	49707	47138	57583	58792			
		waterways	9047	8961	2398	2101	2327	2409	2432	2635			
		Passenger transportation, by mode of transport	983911	994745	1013948	1028469	1045040	1054548	977410	989029			
		including:											
		railroad	5638	5693	5163	5264	5443	2782	626	1264			
		motor transport	976063	986799	1006537	1020627	1036957	1050437	975856	986590			
air	2077	2120	2138	2459	2497	1264	825	1028					
waterways	134	133	110	120	143	66	104	148					
9.2 Promote inclusive and sustainable industrialization and, by 2030, significantly raise industry's share of employment and gross domestic product, in line with national circumstances, and double its share in least developed countries	Global	9.2.1 Manufacturing value added as a proportion of GDP and per capita	%	13.0	18.5	15.8	12.5	13.0	16.3	15.9	14.7*	*Current data	
Global	9.2.2 Manufacturing employment as a proportion of total employment	%	12.7	12.3	12.4	13.1	12.7	12.5	12.8	...			

Target	Type of indicator	Indicator	Unit of measurement	2015	2016	2017	2018	2019	2020	2021	2022	Note
1	2	3	4	5	6	7	8	9	10	11	12	13
9.3 Increase the access of small-scale industrial and other enterprises, in particular in developing countries, to financial services, including affordable credit, and their integration into value chains and markets	Proxy	9.3.1 Share of the small and medium-sized output in industry	%	5.6	6.6	7.0	7.0	7.0	10.2	12.3	...	
	Global	9.3.2 Proportion of small-scale industries with a loan or line of credit	%	9.8	9.6	9.0	13.2	12.7	13.0	17.8	19.4	
9.4 By 2030, upgrade infrastructure and retrofit industries to make them sustainable, with increased resource-use efficiency and greater adoption of clean and environmentally sound technologies and industrial processes, with all countries taking action in accordance with their respective capabilities	Proxy	9.4.1 CO (carbon monoxide) emissions per unit of value added	kg/year	2.0	2.0	3.0	2.0	2.0	3.0	2.0	2.0	
	Global	9.5.1 Research and development expenditure as a proportion of GDP	%	0.11	0.16	0.09	0.08	0.11	0.13	0.15	...	
9.5 Enhance scientific research, upgrade the technological capabilities of industrial sectors in all countries, in particular developing countries, including, by 2030, encouraging innovation and substantially increasing the number of research and development workers per 1 million people and public and private research and development spending	Global	9.c.1 Proportion of population covered by a mobile network, by technology - total	%	93.90	95.31	95.63	96.50	97.16	97.76	97.87	98.00	
	Global	including by area: urban rural		100.0 87.81	100.0 90.63	100.0 91.26	100.0 93.01	100.0 94.32	100.0 95.52	100.0 95.74	100.0 96.01	



Target	Type of indicator	Indicator	Unit of measurement	2015	2016	2017	2018	2019	2020	2021	2022	Note
1	2	3	4	5	6	7	8	9	10	11	12	13

**Goal 11. Make cities and human settlements inclusive, safe, resilient and sustainable**

11.3 By 2030, enhance inclusive and sustainable urbanization and capacity for participatory, integrated and sustainable human settlement planning and management in all countries	Global	11.3.1 Ratio of land consumption rate to population growth rate	%	111.5	102.2	99.6	96.0	98.4	98.8	98.7	99.0	
	Proxy	11.4.1 Total per capita expenditure on the preservation, protection and conservation of all cultural and natural heritage, by source of funding (public, private), type of heritage (cultural, natural, mixed and recognized as a World Heritage site by the World Heritage Centre)										
11.4 Strengthen efforts to protect and safeguard the world's cultural and natural heritage		type of heritage: cultural	manats	0.619	0.663	0.661	0.759	0.877	0.891	1.042	1.33	
	Global	11.5.1 Number of deaths, missing persons and directly affected persons attributed to disasters per 100,000 population	per 100,000 people	0	0	0	0	0	0	0	0	
11.5 By 2030, significantly reduce the number of deaths and the number of people affected and substantially decrease the direct economic losses relative to global gross domestic product caused by disasters, including water-related disasters, with a focus on protecting the poor and people in vulnerable situations		11.5.2 Direct economic loss attributed to disasters in relation to global gross domestic product (GDP), including damage caused to critical infrastructure facilities and disruption of basic services as a result of disasters	%	0	0	0	0	0	0	0	0	
	Global											

Target	Type of indicator	Indicator	Unit of measurement	2015	2016	2017	2018	2019	2020	2021	2022	Note
1	2	3	4	5	6	7	8	9	10	11	12	13
11.6 By 2030, reduce the adverse per capita environmental impact of cities, including by paying special attention to air quality and municipal and other waste management	Global	11.6.1 Proportion of municipal solid waste collected and managed in controlled facilities out of total municipal waste generated, by cities	%	...	98.9	99.9	100.0	100.0	99.8	100.0	99.9	
	Proxy	11.6.2 Annual mean levels of fine particulate matter	micrograms per cubic meter	0.17	0.18	0.16	0.12	0.07	0.12	0.16	0.15	(MAC-0.15)
11.b By 2020, substantially increase the number of cities and human settlements adopting and implementing integrated policies and plans towards inclusion, resource efficiency, mitigation and adaptation to climate change, and resilience to disasters, and develop and implement, in line with the Sendai Framework for Disaster Risk Reduction 2015–2030, holistic disaster risk management at all levels	Global	11.b.1 Number of countries that adopt and implement national disaster risk reduction strategies in line with the Sendai Framework for Disaster Risk Reduction 2015–2030		0	0	0	0					The National Strategy for the Implementation of the Basic Principles of State Policy in Civil Defense 2019-2030 and the National Action Plan (in accordance with the Sendai Framework for Disaster Risk Reduction) have been adopted
	Global	11.b.2 Proportion of local governments that adopt and implement local disaster risk reduction strategies in line with national disaster risk reduction strategies	%	0	0	0	0	100	100	100	100	

Target	Type of indicator	Indicator	Unit of measurement	2015	2016	2017	2018	2019	2020	2021	2022	Note
1	2	3	4	5	6	7	8	9	10	11	12	13
<b>Goal 13. Take urgent action to combat climate change and its impacts</b>												
13.1 Strengthen resilience and adaptive capacity to climate-related hazards and natural disasters in all countries	Global	13.1.1 Number of deaths, missing persons and directly attributed to disasters per 100,000 population	per 100,000 population	0	0	0	0	0	0	0	0	
	Global	13.1.2 Number of countries that adopt and implement national disaster risk reduction strategies in line with the Sendai Framework for Disaster Risk Reduction 2015–2030		0	0	0	0					The National Strategy for the Implementation of the Basic Principles of State Policy in Civil Defense 2019–2030 and the National Action Plan (in accordance with the Sendai Framework for Disaster Risk Reduction) have been adopted
	Global	13.1.3 Proportion of local governments that adopt and implement local disaster risk reduction strategies in line with national disaster risk reduction strategies	%	0	0	0	0	100	100	100	100	

Target	Type of indicator	Indicator	Unit of measurement	2015	2016	2017	2018	2019	2020	2021	2022	Note
1	2	3	4	5	6	7	8	9	10	11	12	13
13.2 Integrate climate change measures into national policies, strategies and planning	Global	13.2.1 Number of countries reported on creating or putting into effect a comprehensive policy/strategy/plan that increases their ability to adapt to the adverse effects of climate change and contributes to the development of their capacity to counter climate change and reduce GHG emissions in a way that does not endanger food production (including a national adaptation plan, NDC, a national information system population, preparation of a biennial updated report or other)	number of strategies and plans	4	4	4	4	5	5	5	6	

Target	Type of indicator	Indicator	Unit of measurement	2015	2016	2017	2018	2019	2020	2021	2022	Note		
1	2	3	4	5	6	7	8	9	10	11	12	13		
<b>Goal 17. Strengthen the means of implementation and revitalize the Global Partnership for Sustainable Development</b>														
17.1 Strengthen domestic resource mobilization, including through international support to developing countries, to improve domestic capacity for tax and other revenue collection	Global	17.1.1 Total government revenue as a proportion of GDP	%	16.6	12.8	17.9	13.9	13.7	13.6	13.9	16.4*	*Current data		
		17.3 Mobilize additional financial resources	%	9.2	5.2	4.0	3.2	2.8	2.1	2.1	...			
17.6 Enhance North-South, South-South and triangular regional and international cooperation on and access to science, technology and innovation and enhance knowledge-sharing on mutually agreed terms, including through improved coordination among existing mechanisms, in particular at the United Nations level, and through a global technology facilitation mechanism	Proxy	17.6.1 Fixed Internet broadband subscriptions per 100 inhabitants, by speed:	units	2151363	2394753	2004924	2291736	2549831	2815991	2919602	3060805			
		Total Internet users												
		including:												
		mobile		2123163	2348047	1929690	2177684	2373150	2579400	2630060	2683598			
		256 kbit/s to less than 2 Mbit/s		26463	43786	63660	94312	148796	196945	141563	204867			
2 Mbit/s to less than 10 Mbit/s	1579	2747	11380	19516	27517	39105	146594	170530						
equal to or exceed 10 Mbit/s	158	173	194	224	368	541	1385	1810						
17.11 Significantly increase the exports of Turkmenistan to 2030	Proxy	17.11.1 Export growth rates	%	61.5	61.8	103.6	149.6	95.3	69.3	133.7	142.7			



Target	Type of indicator	Indicator	Unit of measurement	2015	2016	2017	2018	2019	2020	2021	2022	Note		
1	2	3	4	5	6	7	8	9	10	11	12	13		
17.13 Enhance global macro-economic stability, including through policy coordination and policy coherence	Global	17.13.1 Macroeconomic Dashboard:												
		Foreign Direct Investment (FDI) to GDP	%	9.2	5.2	4.0	3.2	2.8	2.1	2.1	2.1	...		
		Growth rate of exports of commodities	%	61.5	61.8	103.6	149.6	95.3	69.3	133.7	142.7			
		Unemployment rate	%	4.3	4.5	4.8	4.8	4.8	4.8	4.8	4.8	4.8	...	
		Growth rate of gross domestic product in comparable prices	%	106.5	106.2	106.5	106.2	106.3	105.9	106.2	106.2			
		Official exchange rate (Unit of local currency per US dollar)	Manat per US dollar	3.5	3.5	3.5	3.5	3.5	3.5	3.5	3.5	3.5	3.5	
		Bank non-performing loans to the total amount of loans	%	0.01	0.02	0.00	0.01	0.02	0.01	0.01	0.01	0.00	0.001	
		Ratio of the bank's capital and assets	%	8.07	7.44	6.92	6.54	6.43	6.87	6.87	6.87	7.30	7.90	
		Tax revenues, percentage of GDP	%	13.4	8.6	10.0	10.0	10.1	9.8	9.8	9.8	9.4	12.5	
		Total budget balance, percentage of GDP	%	-0.7	-1.3	0.0	0.2	0.1	0.2	0.2	0.2	0.6	3.4	
		Domestic public debt, percentage of GDP	%	0.0	1.0	4.0	4.2	4.3	4.5	4.5	4.5	4.1	0.0	
		17.17 Promote public-private partnerships	Proxy	17.17.1 Share of the non-state sector in GDP (excluding Fuel and Energy Complex)	%	68.0	68.6	68.5	68.5	69.5	70.0	70.6	71.1*	*Current data

Target	Type of indicator	Indicator	Unit of measurement	2015	2016	2017	2018	2019	2020	2021	2022	Note
1	2	3	4	5	6	7	8	9	10	11	12	13
17.18 By 2020, enhance capacity-building support to developing countries, including for least developed countries and small island developing States, to increase significantly the availability of high-quality, timely and reliable data disaggregated by income, gender, age, race, ethnicity, migratory status, disability, geographic location and other characteristics relevant in national contexts	Global	17.18.2 Available national statistical legislation that complies with the Fundamental Principles of Official Statistics		yes	yes	yes	yes	yes	yes	yes	yes	On 31.03.2012 the Law on Statistics was adopted
17.19 By 2030, build on existing initiatives to develop measurements of progress on sustainable development that complement gross domestic product, and support statistical capacity-building in developing countries	Proxy	17.19.2 Proportion of countries that a) have conducted at least one population and housing census in the last 10 years; and b) have achieved 100 per cent birth registration:  a) have conducted at least one population and housing census in the last 10 years;  b) have achieved 100 percent birth registration:	%	...	99.6	...	...	99.9	...	...	...	Population and housing census was conducted in December 2022  MICS-5, 2015/2016;  MICS-6, 2019



