

# HIGHER EDUCATION AND RESEARCH REFORM IN LITHUANIA

RESETTING THE SYSTEM TOWARDS  
COMPETITIVE FUTURE

## LITHUANIA: HIGHER EDUCATION AND RESEARCH

Population: 3,054 million

Number of students: 200 000

22 universities: 14 state, 8 private

23 colleges: 13 state, 10 private

11 state research institutes

5 integrated science, study and business centers (“valleys”)

13 800 researchers, 6400 with PhDs

300 - 400 new doctoral degrees each year

10,7 % researchers in business and industry

Investments in R&D: 0,8 % of GDP



## A NEW APPROACH TO HIGHER EDUCATION AND SCIENCE: FOCUSING ON QUALITY



Within the last 20 years after becoming an independent country, Lithuania has been in the process of intense change in almost all fields. Significant and intensive steps towards modern democratic state have occurred and are still taking place in all fields of our society.

One of the most sensitive areas for structural shifts has been higher education and research. Lithuanian and foreign experts, students and academic community have been debating about the need for systematic reform and its model for at least 10 years.

Finally, after prolonged political and academic disputes, in April 2009, the Parliament of Lithuania passed the Law on Higher Education and Research, which marked the start of the systematic restructuring of Lithuania's higher education and scientific research.

Considering global and national context and the need for modernisation, the Lithuanian Government initiated systemic reform based on the following principles:

- Competition as the main driving force for progress in higher education
- New financing method: funding the student, not the institution
- Strengthening colleges and revamping student loan system
- Enhancing autonomy of universities
- Enabling competitive research

We hope our efforts will become a success story to be shared internationally.

A handwritten signature in black ink, appearing to read 'Gintaras Steponavičius'.

Gintaras Steponavičius  
Minister of Education and Science

## SITUATION BEFORE THE REFORM

### HIGHER EDUCATION

#### Extensive growth in student numbers – not sufficient financing – quality concerns

Prior to the reform, enrollment in higher education in Lithuania had been higher than any other European country, but there had been serious concerns about higher education quality. Symptoms include:

- expenditure per student among the lowest in Europe
- many of the most capable students leaving the country to study abroad
- indicators of research output among the lowest in Europe
- supply of higher education places exceeding demand

### RESEARCH

#### Not effective financing – old Soviet time structures – weak output

- high public spending on science and technology institutes, yet the results in terms of innovation below those of most other countries
- private sector playing a very small role in research and development
- state funding mostly used to support the core costs of research institutes, only a small part – competitively
- weak ties between research and business

## HIGHER EDUCATION AND RESEARCH REFORM

### GOALS

**Quality.** To create conditions and incentives necessary for the substantial improvement in quality of higher education

**Accessibility.** Favorable conditions to all who want and are able to pursue higher education

**Competitiveness.** State funding for the best students and researchers.

**Efficient use of resources.** State budget and EU Structural Funds.

### NEW LAW ON HIGHER EDUCATION AND RESEARCH PASSED ON 30-04-2009

- Competitive funding of HE via student vouchers
- Programme based competitive research funding
- Consolidation of research institutes
- Institutional reform of universities and colleges
- External institutional evaluation
- Intellectual rights protection

### SOLUTIONS PROPOSED AND REALIZED BY THE REFORM

### CHANGES IN FINANCING AND MANAGEMENT

# HIGHER EDUCATION - FUNDING

## INNOVATION – SYSTEM OF STUDENT VOUCHERS

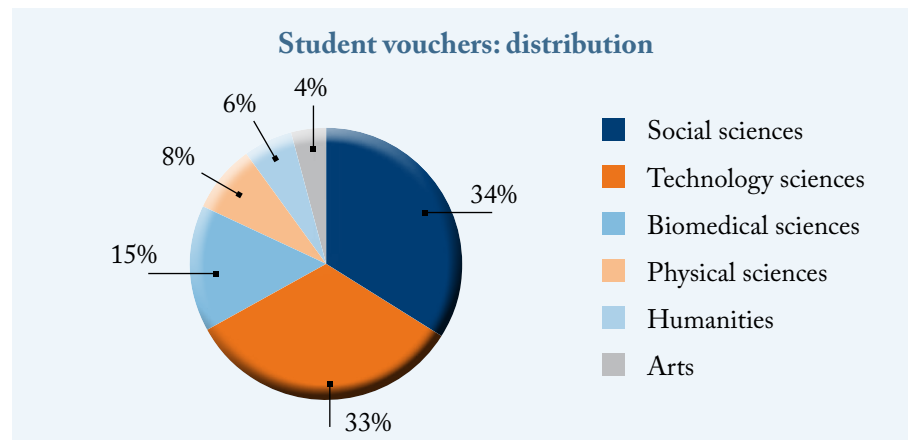
State funding per student raised twice.

Student voucher is a tuition fee covered by state.

State funding for bachelor studies is provided in the form of student vouchers to best entrants applying to universities and colleges. Student vouchers are awarded to incoming students based on their secondary education graduation results.

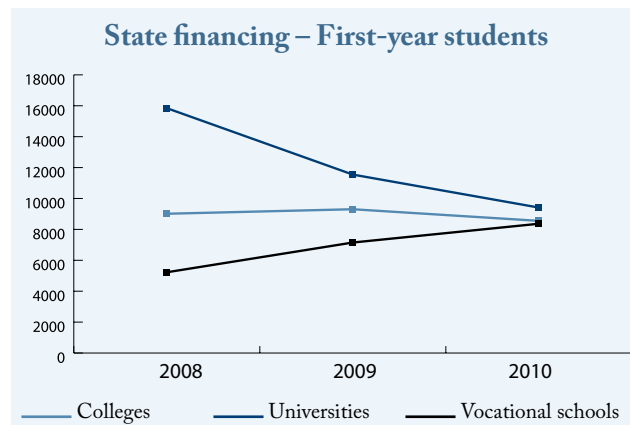
Each year two voucher quotas are established: one for colleges, one for universities.

State funding distributed into 6 fields.



State funding is set to have balanced numbers of people after completing secondary education entering each institution type:

- universities
- colleges
- vocational schools



**Before** – Funding distributed to institutions according to preset number of new students

**After** – Funding tied to student – best entrants take the state money where they go

**Before** – Best applicants not always received state funding, some study programmes did not fill the preset number of seats

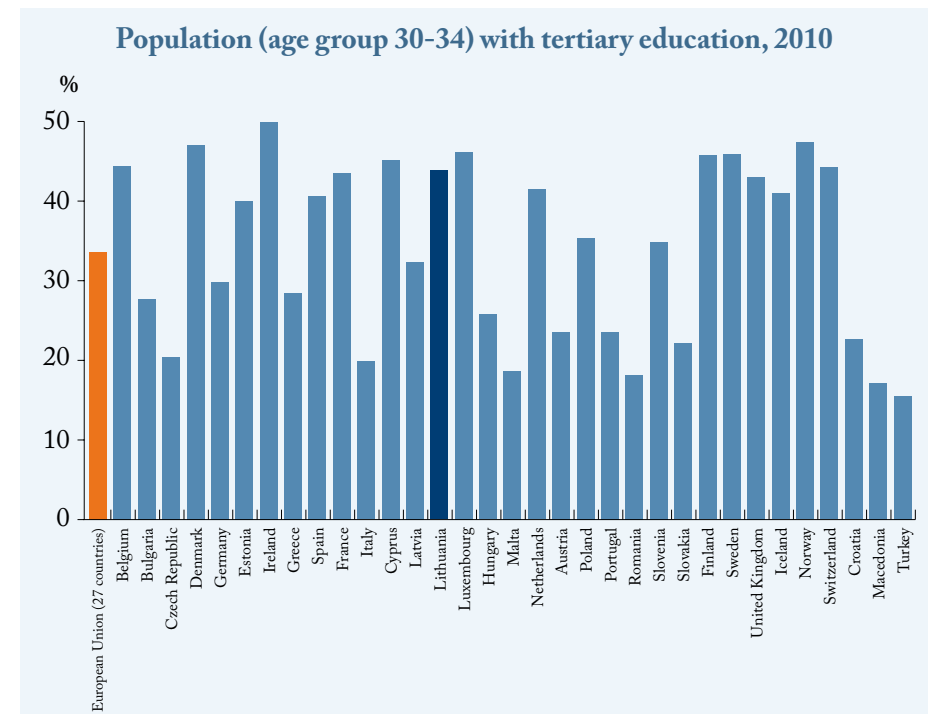
**After** – Competitive grades and motivation of applicants went up, e.g. the minimal entrance grade for state funding in colleges rose thrice

**Before** – State financing restricted to state universities and colleges only

**After** – State funding going to the institution chosen by best entrants – whether state or private

**Before** – State funding limited to full-time students

**After** – State funding available to full-time, part-time and extramural students



## STATE SUPPORTED STUDENT LOANS

- Before** – Total amount of funding available – 5,7 million €
- After** – Total amount of funding available – 29 million € in 2009, 43 million € in 2010
- Before** – Loans restricted to students of state universities and colleges
- After** – Loans available to students of all institutions of higher education – state and private
- Before** – Living expenses and part-time studies abroad
- After** – Tuition costs, living expenses and part-time studies abroad

## SOCIAL SCHOLARSHIPS

- Before** – Limited to students of state universities and colleges
- After** – Available to students of all institutions of higher education – state and private
- Before** – State financed students only
- After** – Available to all students – state- or self-financed

## CONSOLIDATION OF HE INSTITUTIONS

Number of HE institutions	2008	2010
Universities	23	22
Colleges	26	23
<b>Total</b>	<b>49</b>	<b>45</b>

## OVERHAULED STUDY SYSTEM – TOWARDS THE BEST INTERNATIONAL STANDARDS

**National Higher Education Programme – skills and competences of students and professors, investment into study infrastructure – 221,28 million €**

Of 1200 degree programmes offered by Lithuanian colleges and universities, more than 200 are being renewed.

New international joint degree programmes are being developed. Currently there are 6 joint degree programmes. To finance further development – 18,5 million € allocated. By 2013, the national goal is to have at least 15 more international joint degree programmes.

The growth in numbers of international students at Lithuanian colleges and universities is actively encouraged.

Currently, there are 46 bachelor's and 61 master's degree programmes offered in foreign languages, such as English, Russian or Polish. By 2013, more than 50 degree programmes additionally will be taught in languages, other than Lithuanian. Allocated funds – 2.3 million €.

By 2020, the national goal is to have 10 percent of international students at HE institutions of Lithuania. Currently, non-Lithuanians comprise 2 percent of total student population.

## HIGHER EDUCATION - MANAGEMENT

### COUNCIL AS A GOVERNING BODY – NEW PUBLIC MANAGEMENT AND ACCOUNTABILITY

**Before** – Senates, composed of members of a university’s academic community, were in charge of both academic matters and management

**After** – The management of all state universities by the end of 2011 will be reformed by empowering professional boards, composed of university and public representatives, to consider and approve strategic decisions and appoint rectors

Governing body	Functions
<b>Council</b>	Highest governing body responsible for strategic decisions. Formed of the members of academic community and outside members appointed by minister according to proposal of National HE Council
<b>Rector</b>	Highest administrative body responsible for the management of a HEI. Elected by HEI’s Council
<b>Senate</b>	Highest body dealing with academic matters, approving study programs and securing maintenance of academic standards

### NEW LEGAL STATUS – ESSENTIAL ENLARGEMENT OF AUTONOMY

**Before** – State institutions of higher education had the legal status of a budgetary entity which provided no incentives to be competitive – money earned went back to state budget by the end of each year

**After** – By the end of 2011 all state universities and colleges will become public entities – more freedom for decision making, right to own property and right to manage property entrusted by state

## RESEARCH – MANAGEMENT

**Before** – 17 State Research Institutes  
18 University Research Institutes  
10 State Research Institutions

**After** – 5 Centres of Science and  
6 State Research Institutes  
(17 Institutes integrated into universities)

New Institute	Joined Former Institutes
<b>Centre of Innovative Medicine</b>	Immunology Institute of Vilnius University Institute of Experimental and Clinical Medicine of Vilnius University
<b>Nature Research Centre</b>	Ecology Institute of Vilnius University Institute of Botany Institute of Geology and Geography
<b>Centre of Agrarian and Forest Sciences</b>	Lithuanian Institute of Agriculture Lithuanian Institute of Forests Lithuanian Institute of Horticulture and Olericulture
<b>Lithuanian Social Research Centre</b>	Institute of Social Research Institute of Labour and Social Research
<b>Centre of Physical and Technological Sciences</b>	Institute of Chemistry Institute of Semiconductor Physics Institute of Physics

## RESEARCH – FUNDING

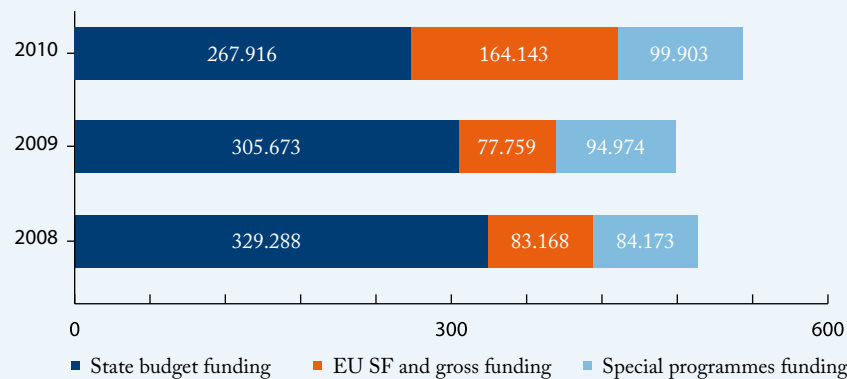
**Before** – Funding based on year-to-year basis, only 20 percent based on performance results

**After** – Changing the system towards competitive funding – ratio of basic funding against competition funding: 70/30 in 2009, 60/40 in 2010, 50/50 in 2011

**Science Council reformed into Research Council** – to distribute competitive funding to research projects.

**Agency of Research, Innovation and Technologies established** – to distribute competitive funding to technological projects and commercialization.

Allocations for science and studies in 2008-2010 (million €)



## NATIONAL SCIENCE PROGRAMMES

Set of programmes financed by state designed to solve problems specific to Lithuania.

- Social Challenges for National Security
- State and Nation: Heritage and Identity
- Future Energy
- Chronic Uninfectious Diseases
- Ecosystems of Lithuania: Climate Change and Human Influence
- Healthy and Safe Food

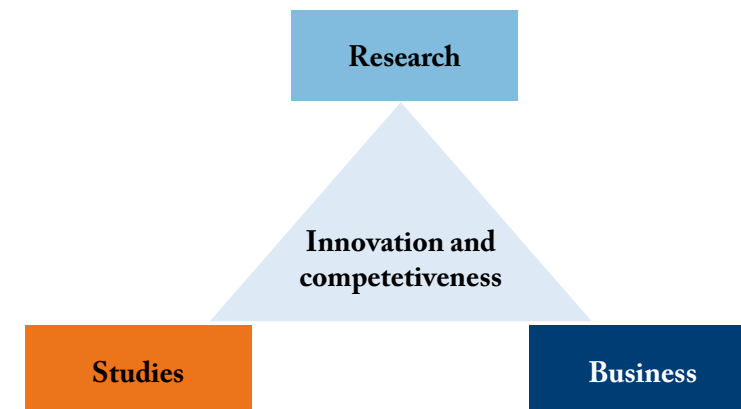
## EFFICIENT USE OF EU FUNDING

10 percent of EU Structural Funds allocated for Lithuania – for higher education, research and innovation

### Structural Funds Programmes 2007-2013

- R&D Programme for Cooperation Between Public R&D and Business Sectors - Integrated Research, HE and Business Centers (Valleys) – 218,06 million €
- Common National Integrated Programme - 12 national integrated Programmes in R&D knowledge susceptible economical sectors – 97,43 million €
- Researchers Career Programme - professional improvement of researchers at all stages of their career – 182,5 million €
- National Higher Education Programme – skills and competences of students and professors, investment into study infrastructure – 221,28 million €

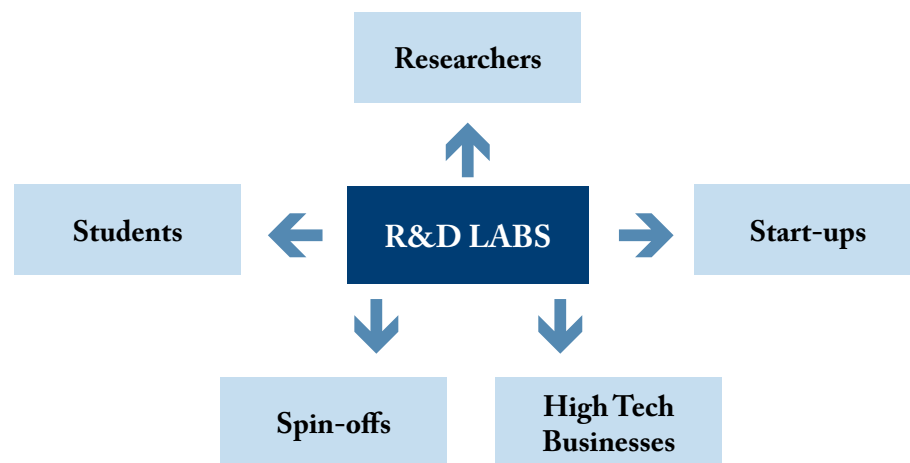
### INTEGRATED CENTERS – “VALLEYS” WHERE RESEARCH, LEARNING AND HIGH TECH BUSINESS COME TOGETHER





## OPEN-ACCESS PRINCIPLE

R&D labs created in Valleys will function as the open-access centres formed on the basis of R&D infrastructure and competence of science and study institution.



## PRIORITY FIELDS

- Biotechnology and biomedicine;
- Materials science, physical and chemical technologies;
- Natural resources and agriculture;
- Engineering and IT.

## Integrated Research, HE and Business Centers (Valleys) – funded projects

### Saulėtekis Valley

Laser and Light Technologies  
Material Science and Nanoengineering  
Electronics and Organic Electronics  
Civil Engineering



Projects	Funding (million €)	Number of researchers
National Centre of Physical and Technological Sciences	58.01	700
Civil Engineering Centre of the Vilnius Gediminas Technical University	5.47	80
Vilnius University Laser Research Centre "Naglis"	3.31	20

## Integrated Research, HE and Business Centers (Valleys) – funded projects

### Santara Valley

Biotechnology  
Molecular Medicine and Biopharmacy  
Research of Ecosystems and Sustainable Environment  
Design, Informatics and Technologies of Communications



Projects	Funding (million €)	Number of researchers
Joint Centre for Life Sciences	36.31	290
Joint Innovative Medicine Centre	14.84	60
Nature Research Centre	4.35	220
IT Open Access Centre	1.56	90

### Integrated Research, HE and Business Centers (Valleys) – funded projects

#### Santaka Valley

Sustainable Chemistry and Biopharmacy  
 Mechatronics and Related Technologies  
 Future Energy and Environment  
 Engineering  
 Information and Communication  
 Technologies



Projects	Funding (million €)	Number of researchers
National open-access R&D Centre in Kaunas Technology University	33.96	310
National open-access Research Centre of Future Energy Technologies	6.52	114
Centre for the Latest Pharmaceutical and Health Technologies	15.35	50

### Integrated Research, HE and Business Centers (Valleys) – funded projects

#### Nemunas Valley

Agrobiotechnology, Bioenergy and Forestry  
 Safe and Healthy Food Technologies



Projects	Funding (million €)	Number of researchers
Agrobiotechnologies, forestry, biomass energy, water and biosystems engineering R&D centers	23.25	140
Animal health, nurture and animal material science and studies infrastructure	8.78	80
Food science and technology infrastructure	2.44	51

### Integrated Research, HE and Business Centers (Valleys) – funded projects

#### Maritime Valley

Marine environment  
 Marine technologies



Projects	Funding (million €)	Number of researchers
Nucleus and Study Infrastructure	25.83	110

### R&D PROGRAMME FOR COOPERATION BETWEEN PUBLIC R&D AND BUSINESS SECTORS

Objective	<ul style="list-style-type: none"> <li>to create R&amp;D infrastructure, develop research of international level relevant to business, essential to solve important problems of state and society</li> <li>to create preconditions for commercialization of scientific results and for other applications</li> </ul>
Funding	218,06 million €

## COMMON NATIONAL INTEGRATED PROGRAMME

<b>Objective</b>	to increase in complex manner (through direct and indirect measures) the proportion of R&D intensive sectors of economy
<b>Funding</b>	97,43 million €

12 National Integrated Programmes (million €):

- Biotechnology and Biopharmacy – 10.12
- Joint Laser, New Materials, Electronics, Nanotechnology and Applied Physical Sciences and Technologies – 10.03
- Sustainable Chemistry – 4.93
- IT sector – 3.65
- Medicine sciences – 4.93
- Sustainable use of nature environment – 4.93
- Mechatronics – 2.67
- Development of Civil Engineering Sector and Transport – 2.67
- Lithuanian Creative and Cultural Industries – 2.67
- Humanities and Social Sciences – 0.95
- Maritime sector – 2.73
- Agriculture, Forestry and Food sector – 1.09

There are 34 projects developed on the basis of these programmes. Allocations distributed to them – **51,29 million €**

Funded activities:

- Development of **study programmes** ~ 14 million €
- **Training and mobility** of scientists and other researchers ~ 15 million €
- Improvement of **common science and studies infrastructure** ~ 22 million €

## RESEARCHERS CAREER PROGRAMME

<b>Objective</b>	▪ to encourage permanent professional improvement of scientists and other researchers at all stages of their career
	▪ to enhance abilities of human resources in the sphere of R&D in qualitative and quantitative aspects
	▪ to encourage the mobility of scientists and other researchers
<b>Funding</b>	182,5 million €

### Implementation

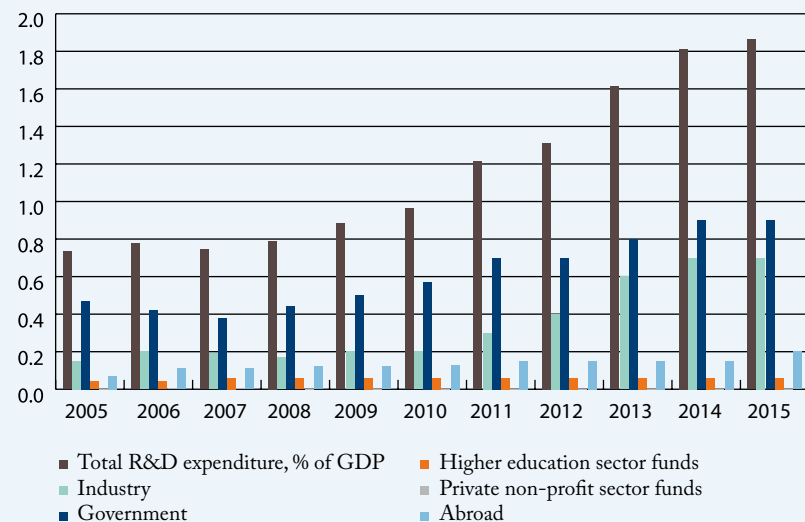
Instrument	Funds according to the groups of activities (million €)
General grants	55.07
Improvement of qualification of scientists and other researchers, encouragement of mobility and student research works	23.13
Improvement of qualification and competencies of scientists and other researchers (research databases and e-documents)	21.36
State aid for employment of researchers in companies	18.38
Strengthening of activities of R&D thematic networks and associations	7.68
Improvement and dissemination of knowledge about science and technologies for pupils and youth and stimulating of gender equality in science	5.8
R&D quality and preparation of experts	2.78
Analysis of study and research condition	2.49

## NATIONAL TARGET EU2020 FOR R&D INTENSITY

By 2020, Lithuania targets 2% R&D intensity (0,8% in 2009):

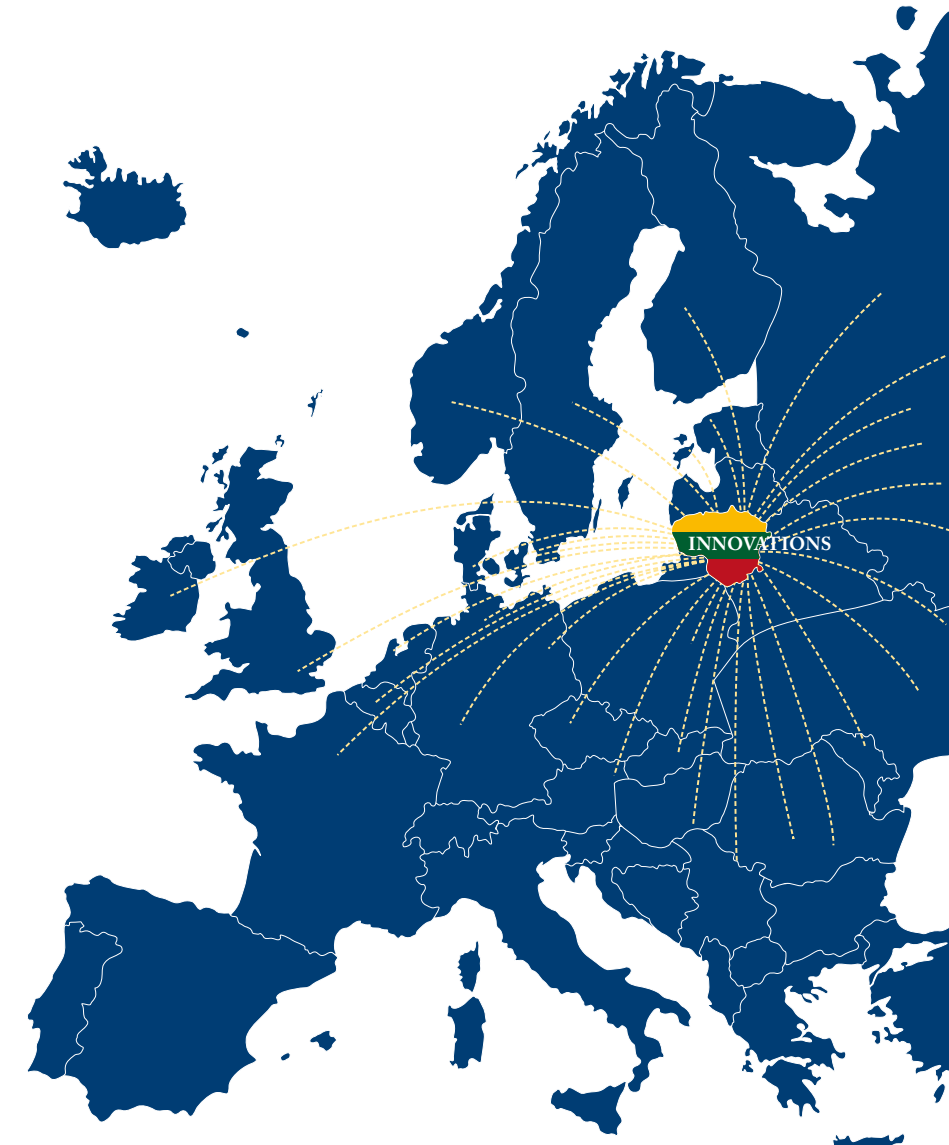
- In the period of the financial crisis, the budget allocations to the higher education and science sector were reduced less than in average to the public sector in total.
- Since 2009, government expenditure on R&D has been increased due to Structural Funds allocations.
- New fiscal incentives for R&D: improved financial accounting in business sector is expected.
- Due to reform: new incentives for research and higher education institutions to commercialize R&D results and attract investments from business sector.
- Reformed research and higher education system and renewed infrastructure: foreign investment should increase.

R&D expenditure, % of GDP by 2015



## CHALLENGES

- Successful implementation of the HE and research reform
- Successful implementation of EU structural funds programmes
- Strengthening of studies, science and business integration for growth of Lithuania's economy
- Globalization and internationalization
- Preparation for the new EU financial programming period of 2014-2020



Tiražas 1 000 egz.  
Išleido Švietimo ir mokslo ministerijos Švietimo  
aprūpinimo centras, Geležinio Vilko g. 12,  
LT-01112 Vilnius

Rengė spaudai ir spausdino UAB „Sapnų sala“,  
S. Moniuškos g. 21, LT-08121 Vilnius