





Government of the Republic of Indonesia



United Nations

UNPDF

United Nations Partnership For Development
Framework 2011- 2015
INDONESIA



Front Cover Photo Credits

Top left to bottom right :

Musicians enjoy a break (UNFPA); Students at Sorong State High School learn about sexually transmitted diseases (UNICEF Indonesia/2004/Josh Estey); Papuan community gathering (UNDP); Children pose for the camera (UNESCO); renewable energy, micro-hydro plant (UNIDO); Woman and her baby in NTT (UNFPA); Adolescent Schoolgirls in Aceh (UNFPA).



UNPDF

United Nations Partnership For Development
Framework 2011- 2015
INDONESIA

Female headed household in Aceh (UNOCHA)



FOREWORDS

MESSAGE FROM THE MINISTER FOR NATIONAL DEVELOPMENT PLANNING

It is a sincere pleasure to present the United Nations Partnership for Development Framework 2011-2015 in Indonesia. The result of a strong collaboration between the Government of Indonesia and the United Nations to identify true and strategic ways in which the UN can support national priorities, this framework feels as much a product of the government as it does the UN.

In developing it, we have ensured it is well aligned with the priorities of the government and people of Indonesia: Each outcome has been designed to relate to specific national priorities articulated in the RPJMN 2010 - 2014 – The National Medium Term Development Plan. The programmes implemented to meet the outcomes of the UNPDF will, therefore, also meet the priorities enshrined in the RPJMN 2010 - 2014. The UNPDF is a joint UN-government document and venture, true to the implementation partnership it calls for.

This is excellent news just a year on from the signing of the *Jakarta Commitment*, when the UN, with other international partners, agreed that *Government will articulate, and development partners will support, the achievement of capacity development objectives and targets within sector plans and thematic strategies.*

The challenge before us now is to ensure that this new and dynamic partnership continues to grow and strengthen along the principles of the *Jakarta Commitment* as we set our sights to developing programmes and implementing them within the UNPDF. In this regard, there are two important roles for the UN that I would like to highlight.

Remaining mindful that our recent economic strides have not brought equal benefit to all Indonesians, the Government of Indonesia is determined that this should not continue to be the case. In this context, the UN will be an important ally in our cause to redress development disparities between regions and groups across Indonesia. Helping build capacities in all levels of government and attain international standards in all fields as we work towards more equitable development is a role the Government of Indonesia welcomes the UN to undertake. I am happy to note that this is a prime area of support called for in the UNPDF.

Additionally, I believe the UN has a key role to play in promoting South-South cooperation in the Indonesian context. Indonesia's development path in the last decade alone has yielded many lessons that other countries can benefit from. At the same time, there is much we can learn from our neighbours and beyond, in fields as diverse as industry, finance, social equity and peace consolidation. South-South

cooperation as a strategy and mechanism that brings mutual benefit to participants is the ideal way in which Indonesia can strengthen its role in the region and beyond while maintaining equal partnerships with countries. While there are already many examples of such cooperation taking place between Indonesia and other countries, they can be much expanded. I believe the UN can importantly act as a bridge between Indonesia and other countries. As we plan and implement programmes under the UNPDF, I call on UN agencies to develop programmes with the government that will facilitate and promote South-South cooperation at the national and provincial levels, to the extent possible.

The next few years promise to be exciting and definitive as Indonesia consolidates its place among the Middle Income Countries and expands its role in the global and regional settings. I am confident that the partnerships and programmes of the UNPDF will play a significant part in shaping this process and the outcomes, and look forward for implementation to begin.



Armida S. Alisjahbana

*Minister for National Development Planning
Head of National Development Planning Agency
Republic of Indonesia*

MESSAGE FROM THE UN RESIDENT COORDINATOR

I warmly welcome this UN Partnership for Development Framework, the primary guide for UN agencies in Indonesia to think, plan and work together in support of specific and strategic national priorities for the period 2011-2015.

The timing of this document is significant and apt, as it coincides with the final five years of the Millennium Development Goals attainment target. The programmes we implement and the partnerships we foster in these five years will be crucial in helping Indonesia achieve the MDGs and live up to the Government's noble commitment of 'Development for All'. This moment has therefore presented us with a potent opportunity to assess our progress, focus our energies and accelerate our efforts towards achieving our common development objectives.

In the process of preparing the UNPDF, we have seized upon this opportunity and advanced our collective understanding of the challenges facing Indonesia today. From Good Governance to Gender Equality, Sustainable Livelihoods to Social Services, and Resilience to Climate Change, we have built on national priorities to define the roles and goals of the UN in Indonesia for the next five years. Through consultations with Government and other partners we have developed, agreed upon and articulated the key goals that we must achieve by working together. This is a good beginning.

Working together in an equal partnership of mutual benefit is a key tenet that the UN and Government of Indonesia have agreed to abide by – along with donors - in the *Jakarta Commitment* of 2009. The UN will honour the spirit and dynamic of this partnership over the next five years and beyond, through ensuring government ownership of programmes within the UNPDF, and making use of national mechanisms and systems wherever possible. Our concerted decision to rename the UNPDF to include the term 'partnership', and the many instances of such a partnership already sprouting are, I am confident, just the first steps to a strong and resilient relationship between the global community and the government and people of Indonesia.

The inclusion of 'partnership' in the title also reflects the need for UN agencies to work more closely together within the UN system. Individually, UN agencies comprise the confluence of global expertise in their respective specialties. However, agencies' efforts are commonly criticized for being non-complementary to each other, which reduces effectiveness. In this regard we can and must do better. Disparity in programming and incoherence in delivery are mistakes we do not have the luxury of making even as UN agencies excel individually. Our mandates are inextricably linked and the success of the UNPDF 2011-2015 will be determined in large part by the continued support and coordination among UN agencies to jointly identify and implement programmes. Our strength comes from being greater than the sum of our parts.

I would like to emphasize what this framework is not, and that is a blueprint. I do not believe in blueprints. In a rapidly evolving global and national environment, the UNPDF is a living document that must be adapted and revised as the situation calls for it. Our challenge is to recognise when such changes need to be made, and to have the strength to be flexible as we plan, implement and monitor our collective work. At the same time, it is important to note that we can only hope to make a difference if our individual and collective actions result in better national policies, capacities and programmes. Our efforts to be flexible cannot go so far that we neglect to offer increased choices and options for development for all with a focus on the most vulnerable and disadvantaged without depriving future generations their right to a decent life.

The UNPDF has been developed over a period of two years with numerous stakeholders – too many to name here – providing their valuable time, energies and inputs to make it the needs-responsive and strategic framework it is. To all those who have participated in and informed the development of this framework, I extend a sincere thank you and look forward to our future collaborations.



El-Mostafa Benlamlah
UN Resident Coordinator
Indonesia
August 2010

ACRONYMS AND ABBREVIATIONS

ADB	Asian Development Bank
AFP	Acute Flaccid Paralysis
APINDO	Assosiasi Pengusaha Indonesia/ Indonesia Employer Association
AusAid	The Australian Government's Overseas Aid Programme
BAKORNAS	Badan Koordinasi Nasional Penanggulangan Bencana and Penanganan Pengungsi / National Emergencies Coordination Body
BAPEDAL	Badan Pengendalian Dampak Lingkungan/ Regional Agency for Environmental Impact Assessment
BAPPENAS	Badan Perencanaan dan Pembangunan Nasional/ National Planning Board
BFPA	Beijing Platform For Action
BKKBN	Badan Koordinasi Keluarga Berencana Nasional/ National Family Planning Coordinating Board
BPS	Biro Pusat Statistik/ Central Bureau of Statistics
BRR	Badan Rekonstruksi dan Rehabilitasi/ Agency for Reconstruction and Rehabilitation
CCAP	Common Country Assessment
CEDAW	Convention on the Elimination of All Forms of Discrimination Against Women
CGI	Consultative Group for Indonesia
CSO	Civil Society Organization
DEPSOS	Departemen Sosial/Ministry of Social Affairs
DINKES	Dinas Kesehatan/ Provincial Health Office
DINSOS	Dinas Sosial/ Provincial Social Affairs' Office
DPRD	Dewan Perwakilan Rakyat Daerah/ Regional People's Representative Council
DEVINFO	MDG monitoring system developed by UNICEF and UNDG
DFID	Department for International Development
EFA	Education for All
FAO	Food and Agriculture Organization
GBV	Gender based Violence
GFATM	Global Fund To Fight AIDS/ Tuberculosis and Malaria
GOI	Government of Indonesia
HPI	Human Poverty Index

IBI	Ikatan Bidan Indonesia/ Indonesian Midwife Association
IDI	Ikatan Dokter Indonesia/ Indonesian Doctor Association
ICPD	International Conference on Population & Development
IDU	Injecting Drug Users
IFAD	International Fund for Agricultural Development
ILO	International Labour Organization
MDG	Millennium Development Goal
MEN	KIMPRASWIL Permukiman dan Prasarana Wilayah/ Ministry of Settlements and Regional Infrastructure
MENEG	Menteri Negara/ State Secretariat
MENKOKESRA	Menteri Koordinasi Kesejahteraan Rakyat/ Coordinating Ministry of People's Welfare
MPR	Majelis Permusyawaratan Rakyat
MONES	Ministry of National Education
MORA	Ministry of Religious Affairs
MOWE	Ministry of Women's Empowerment
MSM	Male having sex with Male
NAC	National Aids Commission
MENAKERTRANS	Tenaga Kerja dan Transmigrasi/ Ministry of Manpower and Transmigration
NHDR	National Human Development Report
NTT	Nusa Tenggara Timur/ East Nusa Tenggara Province
OECD	Organization for Economic Cooperation and Development
OFDA	The Office of US Foreign Disaster Assistance
OHCHR	Office of The United Nations High Commissioner for Human Rights
PAC	Provincial Aids Commission
PDAM	Perusahaan Daerah Air Minum/ Regional Drinking Water Company
POLRI	Polisi Republik Indonesia/ Indonesian National Police
PNBAI	Pembangunan Nasional Bagi Anak Indonesia/ National Plan of Action for Children
PRSP	Poverty Reduction Strategy Programme

PWHA	Person with HIV/AIDS
SATKORLAK	Satuan Koordinasi Pelaksana/ Coordination Unit of Natural Disasters Relief Executive
SUSENAS	Survei Sosial Ekonomi Nasional/ National Socio-Economic Survey
STI	Sexually Transmitted Infection
TUGI	The Urban Governance Initiative
UNAIDS	UN Programme on HIV/AIDS
UNCT	United Nations Country Team
UNDAF	United Nations Development Assistance Framework
UNDP	United Nations Development Programme
UNEP	United Nations Environment Programme
UNESCAP	United Nations Economic and Social Commission for Asia and the Pacific
UNESCO	United Nations Educational, Scientific and Cultural Organization
UNFPA	United Nations Populations Funds
UNGASS	United Nations General Assembly Special Session (on HIV/AIDS)
UNIC	United Nations Information Centre
UNICEF	United Nations Children's Fund
UNIDO	United Nations Industrial Development Organization
UNIFEM	United Nations Development Fund for Women
UNJAP	United Nations Joint Action Programme
UNODC	United Nations Office on Drugs and Crime
UNOPS	United Nations Office for Project Services
UNPCO	United Nations Project Coordination Office
UNSFIR	United Nations Support Facility for Indonesian Recovery
UNV	United Nations Volunteer
USAID	US Agency for International Development
WB	World Bank
WFFC	World Fit for Children
WFP	World Food Programme
WHO	World Health Organization
YEN	Youth Employment Network

TABLE OF CONTENTS

FOREWORDS

Minister for National Development Planning	ii
UN Resident Coordinator	iv

ACRONYMS AND ABBREVIATIONS

vi

EXECUTIVE SUMMARY

xii

MISSION STATEMENT

xvi

UN Partnership for Development

Section 1 : Introduction	2
Section 2 : UNPDF Results	7
Section 3 : Estimated Resource Requirements	11
Section 4 : Implementation and Coordination	11
Section 5 : Monitoring and Evaluation	11

ANNEXES:

UNPDF Results Matrix	14
Estimated Resource Requirements for UNPDF Implementation	50
Selected UN Conventions and International Agreements	51
National Priorities	54

Fisherman and his catch of the day (UNESCO)



EXECUTIVE SUMMARY

EXECUTIVE SUMMARY

The Emerging Development Cooperation Context

The past decade has witnessed profound social, political and economic change in Indonesia, a country that has transformed from an authoritarian regime into one of Asia's most vibrant and decentralized democracies. This transformation is especially remarkable given Indonesia's high vulnerability to natural disasters, its geographic fragmentation and its large and ethnically diverse population. In a decade, Indonesia achieved relative political and macroeconomic stability, made important progress towards its MDG targets, graduated to a Middle Income Country status and was welcomed to the fold of the G20.

However, significant challenges still remain. Regional economic and social disparities persist, poverty rates are high and malnutrition pervasive in remote provinces. Maternal health indicators are alarming and far behind all other targets. This situation is exacerbated by low development management capacity at the sub-national level. Rapid urbanisation will increase demand for health services, education, livelihoods and security. Indonesia's commitment to reducing greenhouse emissions will require reforms in the economic and social sectors. Addressing these challenges while consolidating democracy, furthering decentralisation and building resilience will be key to advancing human development in Indonesia and avoiding poverty and marginalization.

The overall goal of the Government of Indonesia is 'Development for All'. The Medium Term Development Plan (RPJMN) 2010-2014 is an inclusive development strategy based on equity, justice and diversity. It emphasizes the development of regional capacities within an integrated national economy. The plan identifies 11 national priority programmes, which fully mainstream Sustainable Development, Good Governance and Gender perspectives.

Although the net flow of funds to Indonesia from overseas development partnerships averages to only five percent of the national annual budget, the amount in absolute terms remains significant, and government is committed to making the best use of these funds with a view to maximizing their added value in support of national priorities. With this objective in mind, the government of Indonesia has redefined its relationship with its bilateral and multilateral partners through the Jakarta Commitment. The recently signed Jakarta Commitment calls for stronger national ownership, equal partnerships, and a strategic and catalytic role in support of national priorities for Indonesia's overseas development partners.

National Priorities and UN Support

In previous years, the UN has proved to be an important, efficient and reliable development partner in Indonesia. It has made significant contributions to the recovery and reconstruction of Aceh/Nias after the tsunami; the consolidation of democracy; the strengthening of national capacity for disaster recovery and preparedness; the consolidation of peace; the advancement of human rights; and the promotion of MDGs. The UN is well-positioned to continue to serve national priorities. The comparative advantages of the UN include regional and global expertise, support to global norms and standards,

broad partnerships, and extensive presence at all levels in the country. Improved coordination, greater cross-agency synergies (for example through joint programmes), predictable funding levels and strategic positioning will allow the UN to further enhance its impact.

In the next 5 years, UN agencies will support Indonesia's efforts of making development policies and programmes work for all with a particular focus on the poor, disadvantaged and vulnerable. Making decentralization work, particularly in the disadvantaged and remote regions to narrow the development gap with other regions through proper policies, regulations and capacities will be the main focus of UN activities. A special effort will be made to move upstream, limit service delivery, and enhance knowledge creation for national and regional policy making processes.

Within this overall framework, the UNPDF identifies three objectives all aimed at making development work for the poor and vulnerable. These are:

Enhance provincial and local capacity to deliver benefits, services and economic opportunities for improved sustainable, productive and decent livelihoods

With only five years left to achieve the MDGs on time, the need to ensure that government strategies and mechanisms for MDGs attainment are implemented and successful is pressing. As noted in the RPJMN, a significant factor behind limited availability of MDGs-related benefits, services and economic opportunities for Indonesians is the often-times low capacity of government at sub-national level to deliver them effectively. The UN will therefore work at the decentralized level with provincial and district government to enhance their ability to plan, coordinate, deliver services, and create opportunities for improved sustainable productive livelihoods and wealth creation. In other words, 'supply capacity' will be improved, particularly at the subnational level. For social services, the UN will focus on strengthening policy frameworks, improving availability and raising quality, especially in areas where the achievement of MDGs is problematic. At the same time, through high-quality policy advice and direct interventions to reduce regional disparities, the socio-economic status of vulnerable groups and their access to decent work and productive sustainable livelihood opportunities will be improved.

Promote effective PARTICIPATION and protect the rights of the poor and vulnerable in accessing social services and seizing livelihoods opportunities

With a view to ensuring effective participation and protection of rights, the UN will seek to empower citizens in exercising their 'demand capacity' i.e. their ability to participate, define needs, and access and seize opportunities. This will be done through a multi-pronged approach that includes increasing the proportion of women and youth representatives in public institutions, making these institutions more accountable and better able to provide access to justice, and raising legal and political awareness among vulnerable groups. The net result of these interventions will be that people participate more fully in democratic processes resulting in pro-poor, gender responsive, peaceful, more equitable and accountable resource allocation and better protection of vulnerable groups.

Strengthen national and local RESILIENCE to climate change, threats, shocks and disasters

With a view to maintaining its economic growth and sustaining its social and political stability, Indonesia needs to grow more resilient to internal and external shocks and threats such as climate change, natural disasters, conflict and economic crisis. The national resilience strategy includes fostering a stronger and

more effective role of Indonesia in the region and globally through South-South cooperation. Through this approach, Indonesia will be able to more effectively and proactively protect itself in the face of internal and external threats. UN agencies will tap into national, regional and global expertise to enhance national resilience.

Implementation and Oversight

Five outcomes have been identified for the UNPDF, over the next five years. It is estimated that up to US\$ 800 Million might be needed for the implementation of the UNPDF activities. Core resources of UN agencies, cost-sharing (national, regional and third party) and public-private partnerships will all contribute to meeting this requirement, drawing on the mechanisms endorsed in the Jakarta Commitment. Programmes developed will be fully integrated into national programmes and mechanisms and will specify how they serve UNPDF outcomes. To ensure cohesion and cooperation, UNPDF thematic working groups – one for each outcome – will work with Government and other partners to develop joint programmes and ensure alignment with national programmes and priorities.

A mother laughs as she holds her baby under a treated bednet (UNICEF Indonesia/2010/Josh Estey)



MISSION STATEMENT

MISSION STATEMENT

The Government of Indonesia is committed to build an Indonesia that is prosperous, democratic and just, where development benefits all regions and all people, and where the same rights for future generations are protected.

In the next five years, the partnership between the United Nations and Government of Indonesia will seek to tap into the collective national and global expertise to improve policies, regulatory frameworks and capacities, with a view to making development work for all, including and in particular the poor, vulnerable and disadvantaged. We will do so while ensuring a human rights-based approach to development, and promoting good governance, gender equality, and sustainable use of natural resources.

We are committed to achieving this through a closer collaboration and strengthened coordination among UN organizations, the Government and broader development community. Guided by the needs and priorities of the Indonesian people, the Millennium Development Goals, the Jakarta Commitment and the principles enshrined in the UN charter, the United Nations organizations will work closely together and will be effective and efficient partners to the Government of Indonesia.



Armida S. Alisjahbana

*Ministry for National Development Planning
Head of National Development Planning Agency
Republic of Indonesia*



El-Mostafa Benlamlih

*Resident Coordinator
UNITED NATIONS
Indonesia*



Man Ho So
Representative, FAO



Denis Nihill
Chief of Mission, IOM



Beate Trankmann
Country Director, UNDP



Hubert Gijzen
Director and Representative, UNESCO




Zahidul Huque
Representative, UNFPA



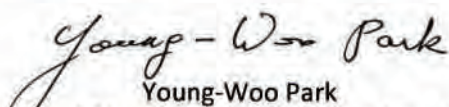
Manuel Jordao
Representative, UNHCR



Rainer Frauenfeld
Country Director, UNOPS




Bruno Dercon
Human Settlements Officer
Regional Office for Asia and the Pacific, UN-HABITAT



Young-Woo Park
Regional Director and Representative, UNEP



Peter van Rooij
Country Director, ILO



Nancy Fee
UNAIDS Country Coordinator



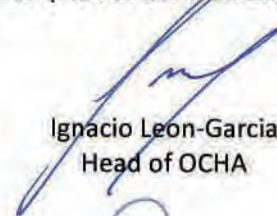
Imran Farooque
Representative for Indonesia and Timor Leste, UNIDO



Angela Kearney
Representative, UNICEF



Moni Pizani
Representative
Regional Programme Director
UNIFEM (Part of UN Women), ESEARO



Ignacio Leon-Garcia
Head of OCHA



Coco Ushiyama
Representative, WFP



Khanchit Limpakarnjanarat
Representative, WHO



Gary Lewis
Representative,
Regional Center for East Asia and the Pacific, UNODC

Women processing and curing fish fillets for the market, Maluku Economic Recovery Project (UNIDO)



UNPDF 2011-2015 INDONESIA

Section 1 : Introduction

Achievements and Challenges

Since the collapse of a highly centralized authoritarian regime in 1998, Indonesia has experienced profound social, political and economic changes. Democratic reforms have served to establish direct elections for government executives and legislators at national and local levels, while decentralization has transferred significant responsibilities for managing development and resources to regions and districts. In less than 10 years Indonesia has become one of Asia's most vibrant and decentralized democracies.

In less than 10 years Indonesia has become one of Asia's most vibrant and decentralized Democracies

During the process of reform, Indonesia's government has had to deal with a daunting series of challenges, including natural disasters and economic crises. The December 2004 earthquake and tsunami, which killed 160,000 people and destroyed the homes of some 680,000 - primarily in Aceh - impacted both local communities and the national economy. It was followed a few months later by the Nias earthquake and, during May and July 2006, by two more two devastating earthquakes on the densely populated island of Java. Indonesia's location on the "Ring of Fire" exposes Indonesian households to over 130 hazards per year and over the past century, Indonesia has ranked fifth among nations most affected by natural disasters.

An archipelago state consisting of more than 17,000 islands with an ethnically diverse population of over 230 million, Indonesia has achieved relative political and macroeconomic stability. It has graduated to the lower Middle Income Country (MIC) status, is a member of the G20, and appears to have weathered the worst effects of the global financial and economic crisis. Unemployment has dropped from a peak of 11 percent in 2005 to just over 8 percent in 2009 and poverty rates, while still high, have gradually decreased. Indonesia ranks 111 out of 177 countries in the 2009 Global Human Development Report. The 2009-10 global competitiveness report ranked Indonesia 54 out of 133 countries, still well behind Singapore, Thailand, Malaysia, India and China, but ahead of Brazil and Mexico.

While Indonesia's achievements during the first decade of the 21st century have been remarkable, critical development challenges remain.



Woman drying fish in post-tsunami Aceh (UNDP)

Reducing inequities and disparities, protecting the environment, further consolidating democratic institutions, making decentralization work better for people – particularly the poor and disadvantaged - and building resilience to natural and external shocks will be essential to maintaining social stability and advancing human development.

Indonesia's emergence as a low Middle-Income-Country (MIC) has been characterized by uneven growth. Poverty rates remain high in certain regions, with about 31 million people (13% of the total population) still living in abject poverty. Continued disparities between regions in terms of human development and resources are exacerbated by low capacity at provincial and local levels in many areas.

Indonesia has committed to reducing its greenhouse gas (GHG) emissions by a minimum of 26%. This requires protection of forest and peat lands, reforms to agriculture and fisheries regulations and reduction in industrial and urban emissions. At the same time, alternative and environmentally sustainable livelihood opportunities must be secured.

Indonesia's emergence as a low Middle Income Country has been characterized by uneven growth

Growing urbanization will lead to an estimated 65% of the population living in urban areas within the next decade. This, coupled with the expectation that 65 million Indonesians will be aged between 15 and 24 in the near future, will present authorities with the enormous challenge of providing education, health services, social and economic security and livelihoods to the young and urban population.

The New Development Cooperation Context

During the last decade, the net flow of overseas funds for development per year averaged only 0.3 percent of Gross National Income (GNI) and five percent of the national annual budget, even with the multiple USD billions received in the wake of the Indian Ocean tsunami. While the relative importance of these overseas funds will likely decrease in the coming years, the amount in absolute terms remains significant and, if properly aligned with national priorities and strategically focused, retains the potential to contribute effectively to the achievement of national development priorities and the MDGs.

In 2005, the Government of Indonesia (GoI) asserted its leadership and ownership of development cooperation processes and operations in line with the Paris Declaration. In 2009, 21 partners - including all major donors - signed the *Jakarta Commitment*, which redefines the relationships between GoI and development partners. Under the “Jakarta Commitment: Indonesia’s Road Map for Development Effectiveness”, GoI has called for: (i) stronger national ownership in defining and planning development with external partners; (ii) a shift from donor-recipient relationships to those of equal partnerships of mutual benefit; (iii) moving from financial assistance to a more strategic and catalytic role of aid; (iv) transition from scattered project-based partnerships to a more programmatic approach; (v) stronger focus on capacity development and results-orientation embedded in national programmes; and (vi) greater mutual accountability and alignment between the government and international partners.

The Jakarta Commitment calls for greater mutual accountability and alignment between the government and international partners



Men carrying their catch on Jumiang Beach, Madura (UNDP)

Special attention is given to South-South learning and knowledge exchange

National Priorities

The new Medium-Term Development Plan (RPJMN) 2010-2014 focuses on equity. The President has characterized the goal of the RPJMN as 'development for all', with no groups left behind, as Indonesia moves along the path to high-level MIC status and consolidates its democratic political system. The RPJMN is an inclusive development strategy for wealth creation at all levels of society, based on equity, justice and diversity. It has a strong territorial dimension, placing emphasis on the development of regional capacities within an integrated national economy. The plan also promotes the development of human resources, talents and skills by focusing on improvements in access to and quality of education, health, social protection and living conditions for the most vulnerable. Special attention is given to South-South learning and knowledge exchange.

The RPJMN identifies 11 priorities and three cross cutting principles. The priorities are: 1) bureaucracy and governance reform; 2) education; 3) health; 4) poverty reduction; 5) food resilience; 6) infrastructure; 7) investment and business climate; 8) energy; 9) environment and disaster management; 10) least developed, frontier, outer and post-conflict areas; and 11) culture, creativity, and technological innovation. The three cross cutting principles are: 1) politics law and security; 2) economy; and 3) people's welfare. The RPJMN also calls for three mainstreaming perspectives as the operational foundations of overall development implementation, namely: 1) sustainable development mainstreaming; 2) good governance mainstreaming; and 3) gender mainstreaming.

UN Support to National Priorities

The UN will further sharpen its focus on the poor, vulnerable and disadvantaged

While UN financial contribution is limited, the UN has proved to be an important, efficient and reliable partner in development through its support to post tsunami recovery and reconstruction, disaster risk reduction, peace consolidation and conflict prevention, the advancement of human rights and democratic processes and the promotion of MDGs. UNPDF consultation processes have indicated that the most appreciated comparative advantages of the UN are its (i) support to global norms and standards, (ii) human development and MDG focus, (iii) broad-based partnerships with civil society and the private sector, (iv) respect for national ownership, (v) presence at local and decentralized levels, (vi) access to regional and global expertise, and (vii) support to capacity building.

UN agencies, in close consultation with local and central Government, have in the past established several Joint Programmes in order to explore synergies and provide more efficient support to partners. These efforts have yielded important lessons learnt, which will help to improve similar efforts in the future. Most importantly, past efforts in Joint Programmes have shown that a stronger focus on substantive areas is needed where complementarity between the expertise of UN agencies leads to improved effectiveness and better results.

Areas identified for improvement for the UN in enhancing its impact include increased coordination in funding, greater cross-agency synergies, stronger focus on policy and up-streaming rather than on service delivery, more predictable funding levels, and less dependence on project level resource mobilization strategies. In alignment with the *Jakarta Commitment* and UN reform, the UN will further sharpen its focus on the poor, vulnerable and disadvantaged.

Based on the emerging development context, national priorities and the mandate and comparative advantages of the UN and its agencies in Indonesia, the UNPDF defines three strategic areas of focus that will be foundational to the work of the UN:

- Policy Focus - Partnerships with the UN should lead to the improvement of policy frameworks, regulations and capacity at national, provincial and local levels. This is an essential condition for sustainable impact. A stronger focus on policy advice rather than service delivery should however be informed by cohesive action and programmes at the decentralised level.
- Geographic Focus - For the UN to be effective, UN funds and agencies should endeavour to work together in specific geographic areas among the most disadvantaged ones for higher synergy and impact. Empirical lessons and knowledge generated through the regional focus which is at the closest level to the people, should feed into national knowledge making processes and policies, which should in turn lead to enhanced capacity at the local levels and more effective decentralization.
- Equity Focus - Indonesia has opted for an inclusive and sustainable development strategy for wealth creation at all levels of society, based on equity, justice and respect for diversity. Within this context, the UN and its agencies and funds in Indonesia will have a specific added value: making national policies and programmes work for the poor, vulnerable and disadvantaged. The selection of the geographic focus areas from among the seven least developed, frontier, outer and post-conflict areas identified in the RPJMN has been dictated by the principle of equity: closing the gap between the richest and the poorest provinces of Indonesia.

Partnerships with the UN should lead to the improvement of policy frameworks, regulations and capacity at national, provincial and local levels



Young boy reads a poster on disaster preparedness (UNOCHA)

The UN commits itself to strengthening Indonesia's efforts to ensure that women and men have equal access to and are able to benefit from basic services and development

In light of the three foundational areas of focus, UN agencies will endeavour to meet the following objectives, which link directly to the 11 national priorities of the RPJMN.

- a. Enhance EQUITY in access to benefits, services and economic opportunities for improved sustainable, productive and decent livelihoods
- b. Promote effective PARTICIPATION and protect the rights of the poor and vulnerable
- c. Strengthen national and local RESILIENCE to climate change, threats, shocks and disasters

Making use of its global network of best practices and expertise, the UN will assist Indonesia in deepening its engagement in South-South dialogue and technical cooperation, especially with other MICs. Indonesia has much to contribute to and gain from South-South technical cooperation, especially in the areas of disaster response, democratic reform and decentralization. South-South cooperation will be a key strategy in enhancing Indonesia's role in the global and regional settings.

The UN commits itself to strengthening Indonesia's efforts to ensure that women and men have equal access to and are able to benefit from basic services and development. Gender equality promotion is therefore mainstreamed in the UNPDF, with specific attention given in each priority and outcome to enhancing the knowledge base on gender dimensions, and enhancing national and provincial capacity in monitoring and evaluating gender results.

Section 2 : UNPDF Results

The UNPDF was formulated over a period of two years in close coordination with BAPPENAS (National Development Planning Agency) as the national counterpart. This helped ensure that the emerging national priorities of the RPJMN were reflected in the UNPDF. Parallel to this process, several UN agencies were engaged in formulating their own country programmes with their national partners, which resulted in a close integration of their perspectives into the UNPDF. Further formal consultation with Government partners, civil society and donors helped sharpen the focus of the UNPDF and reflect views and comments from a wide range of national and international stakeholders.

In light of the three objectives described above, 5 outcomes and 11 sub-outcomes have been identified as targets for UN support (please refer to the results matrices for details including the sub-outcomes). The UN will contribute to achieving these goals using both geographic and thematic approaches.

Objective 1

Enhance EQUITY in access to benefits, services, and economic opportunities for improved, sustainable, productive and decent livelihoods.

This objective has a strategic capacity building component, and focuses on enhancing supply capacity which is the ability of institutions to plan, coordinate, deliver services, and create opportunities for improved sustainable productive livelihoods and wealth creation.

Outcome 1: Social Services

Poor and most vulnerable people are better able to access quality social services and protection as per the millennium declaration

The UN will focus on strengthening policy frameworks at the national level and on improving models for service delivery in health, education and social protection, especially at the subnational level. Priority will be given to areas where progress towards achieving the MDGs is problematic, for example regarding Maternal Mortality and HIV/AIDS. UN agencies will furthermore support the Government's Education for All targets, focusing on improving availability particularly in disadvantaged regions and on quality. This will go beyond formal schooling and will incorporate knowledge and skills needed for sustainable and equitable development. Advocacy activities to improve the situation of vulnerable groups and reduce discrimination will be another cornerstone of the UN's engagement 2011 – 2015.

Outcome 2: Sustainable Livelihoods

The socio-economic status of vulnerable groups and their access to decent work and productive sustainable livelihood opportunities are improved within a coherent policy framework of reduction of regional disparities

UN agencies will provide high-quality strategic policy advice and will support national partners through the implementation of innovative and replicable models for generating decent jobs and sustainable economic growth in priority regions and sectors. Specific emphasis will be placed on youth employment and on enhancing agricultural and industrial productivity for the creation of 'green' jobs and for raising competitiveness. Food Security will be another important priority for the UN. Interventions such as improvements in agricultural value chains, strengthening the capacity of Government and providing direct support for affected vulnerable groups will address the complex root causes for hunger.

UNPDF Sub-outcomes: 1 and 2

Linked to national priorities

*2) Education, 3) Health and
"other national priority":*

People's Welfare

UNPDF Sub-outcome: 3 and 4

Linked to national priorities

*4) Reducing Poverty and
5) Food Security*

Objective 2

Promote effective PARTICIPATION and protect the rights of the poor and vulnerable.

This objective has a strategic capacity building component, and focuses on building demand capacity, which is the ability of the people to participate, define needs, and access and seize opportunities.

*UNPDF Sub-outcomes:
5, 6 and 7*

*Linked to national priority
1) Reform of the Bureaucracy
and Governance and "other
national priority": People's
Welfare*

Outcome 3: Governance

People participate more fully in democratic processes resulting in pro-poor, gender responsive, peaceful, more equitable and accountable resource allocation and better protection of vulnerable groups.

The UN will aim to support a deepening engagement between the state and society and will strengthen the capacity of representative institutions with special attention given to youth and women representatives. Policy Frameworks in order to improve protection for vulnerable groups, to support the implementation of commitments to human rights, to increase access to justice, and to improve accountability will be strengthened. These efforts will go hand in hand with advocacy activities in order to raise the legal and political awareness among vulnerable groups.



Papuan men take shelter under a satellite dish (UNDP)

Objective 3

Strengthen National and Local RESILIENCE to Climate Change, Threats, Shocks and Disasters.

This objective has a strategic capacity building component and focuses on enhancing resilience capacity, which is the ability of stakeholders from both, the supply and demand side, to anticipate, prevent and respond to shocks.

Outcome 4: DRR / Resilience

Increased national resilience to disasters, crisis and external shocks by 2015

The focus of UN interventions will be on strengthening local capacities to minimize the risk of disaster, to sustain peace and to mainstream conflict sensitivity into the development planning process. Specific policy initiatives such as, for example, the Conflict Management Bill, will be supported on the national level using experiences and lessons learnt from the ground. A special focus will be on ensuring that sectoral standards for risk reduction, response and recovery are put in place and are aligned with human rights standards, are promoting transparency and accountability and involve the local communities. The UN will furthermore strengthen the government's capacity to analyze the impact of external shocks and domestic constraints and to formulate appropriate policies and interventions to protect the poor and vulnerable. To the extent possible, these interventions will promote South-South cooperation, especially with other MICs.

Outcome 5: Climate Change and Environment

Strengthened climate change mitigation and adaptation and environmental sustainability measures in targeted vulnerable provinces, sectors and communities

In alignment with the Government's plans, UN agencies will work with the central government to guide policies and actions on climate change, environmental security, and disaster management, while promoting the South-South cooperation modality. This will be complemented by partnerships with local governments and communities in selected high-priority regions to ensure that vulnerable groups are aware of and engaged in environmental issues. In order to promote green economic development, UN agencies will furthermore support innovative and replicable approaches in the areas of waste management, cleaner and resource efficient technologies, energy efficiency and renewable energy.

*UNPDF Sub-Outcomes:
8, 9 and 10*

Linked to national priorities

4) Reducing Poverty

9) Environment and

Management of Natural

*Disasters, and "other national
priority": People's Welfare*

UNPDF Sub-Outcome 11

Linked to national priorities

8) Energy and 9) Environment

and Management of Natural

Disaster

Section 3 : Estimated Resource Requirements

The total resources required to contribute to the 5 outcomes identified in this document may amount to upto US\$ 800 Million over five years. The UN will contribute to this based on core resources of UN agencies and externally mobilized funds (see Annex). The gap between available and required resources will be jointly closed with government through national/regional cost sharing and third party cost sharing. Given Indonesia's MIC status, new partnership arrangements with the private sector will also be explored. The funding and partnership mechanisms of the *Jakarta Commitment* will be used as a framework for resource mobilization.

Section 4 : Implementation and Coordination

In line with the *Jakarta Commitment*, the UNPDF programmes will fully support the capacity of government to design and manage multisectoral programmes involving stakeholders at national, provincial and local levels. Moreover, UNPDF programmes will support progress in the use of national systems and mechanisms for implementation, management and monitoring based on internationally recognized norms, standards and good practices. Further, UN agencies will seek every opportunity to maximize synergies by undertaking joint programmes and will promote volunteer modalities to actively engage local communities.

Overall oversight of the UNPDF will be jointly carried out by the Government of Indonesia supported by Bappenas, and the UN. Bappenas has designated a specific unit to coordinate with the UN family in Indonesia for this purpose. With a view to ensuring progress in the implementation, continued relevance and impact, regular six-monthly reviews will be held between Bappenas, the UN family and other public and private stakeholders on the basis of the comprehensive results framework jointly developed between the UN and government.

Section 5 : Monitoring and Evaluation

To the extent possible and in keeping with the *Jakarta Commitment* the indicators used in the RPJMN will be used to monitor UNPDF outcome progress, supplemented where necessary by additional information, to reduce parallel efforts at monitoring national development targets. The indicators, baselines and targets for each of the UNPDF Outcomes and Outputs are provided in the results framework. To refine baselines and programme strategies, the United Nations will support the undertaking of several critical studies and surveys during the UNPDF cycle, including a review of baseline and targets in early 2011. Annual Reviews will validate conclusions, including lessons learnt and best practices, which will feed into policy advocacy and preparation of Annual Work Plans.

UN agencies will seek every opportunity to maximize synergies by undertaking joint programmes and will promote volunteer modalities to actively engage local communities



Children washing their hands (UNOCHA)

UNPDF RESULTS MATRIX

UNPDF Results Matrix

Please note: The following tables include planned results and an estimation of required resources for the period 2011 – 2015. While every effort was made to be as specific as possible, changes might be made in close consultations with national partners in order to adapt to national priorities and development challenges. The results framework will therefore be up-dated on a yearly basis.

Outcome 1: Social Services						
Poor and most vulnerable people are better able to access quality social services and protection as per the millennium declaration						
Outcome/Outputs	Indicators, Baseline, Target	Means of verification	Risk and Assumptions	Role of partners	Resource Mobilization targets (US\$ millions)	Agency
<p>Sub-Outcome 1: Improved accessibility and quality of education for the disadvantaged poor and vulnerable</p>	<p>Indicator: Coverage of ECCE/ECD service for 0-6 year children Baseline (2007): 47% (sex-disaggregated data not available) Target: 75% for girls and boys (same as government target)</p>	<p>Ministry of National Education, National Statistics Office, EFA report (UNICEF)</p>	<p>A) The governments provide sufficient financial budget for quality improvement in basic education; Multi Grade Teaching via curriculum development and training continues to take place in Papua and Papua Barat R) General risks of non-alignment/non-synergy of national programmes with district and provincial level plans and priorities</p>	<p>Ministry of National Education, BKKBN, Ministry of Home Affairs, NGOs, public and private universities</p>	<p>35 4 1.25 0.2 12</p>	<p>UNICEF WFP UNFPA ILO UNESCO</p>
<p>Supportive policies for nine year free compulsory basic education implemented, and capacity in strategic planning (Renstra and Annual Work Plan), coordination, implementation, and M&E improved at sub national level</p>	<p>Indicator: Percentage of selected districts implementing supportive policies, with local budget, through strategic plan (Renstra) for nine year free compulsory basic education in particular for girls in rural areas. Baseline: National policy already available but policies at province and district level are not in place. Target: 80% of selected districts implement supportive policies for nine year free compulsory basic education in target provinces, with special attention to the education of girls in rural, remote areas.</p>	<p>MoNE reports, Province government reports, district government reports, District government Renstra, Dinas Renstra, budgets, and Perda or, in the case of Aceh, Qanun (UNICEF)</p>	<p>A) Sufficient budget allocation by the central and sub-national government on the implementation of Free Nine Years Basic Education policy.</p>	<p>Ministry of National Education</p>	<p>20 2</p>	<p>UNICEF UNESCO</p>

<p>National policies and guidelines on holistic and integrated ECCE/ECD implemented, and models and approaches expanded with government budget in target provinces (*1)</p>	<p>Indicator: Number of provinces implementing, with local budget, supportive policies through strategic plan (Renstra) on holistic and integrated ECCE/ECD</p> <p>Baseline: National policy and guideline for integrated ECCE/ECD already available, but policies at province level are not in place. Target: 80% of districts in NAD, NTT, Papua and West Papua developed and implement supportive policies (Perda) for ECCE/ECD</p>	<p>Bappenas and MoNE reports, Province government reports, district government reports/Renstra at district and province level (UNICEF)</p>	<p>A)The central government maintains national policy on integrated ECCE/ECD programmes</p>	<p>Ministry of National Education</p>	<p>3</p>	<p>UNICEF</p>
<p>Policies and successful models of life skills education, including health, broad based ARH, HIV prevention, school nutrition, peace, disaster preparedness and response, and prevention of Gender Based Violence developed and mainstreamed at sub-national level</p>	<p>Indicator: Number of districts that implement comprehensive school life skills programmes through EDUCAIDS and related efforts. Baseline: 11 districts in Papua and West Papua implement school health programme. Policies at province and district level not yet developed for ARH, HIV, GBV and peace education Target: TBD number of districts in target provinces adopted school life skills programmes</p> <p>Indicator: Number of school based and kecamatan based ARH information and communication centers functioning Baseline: TBC Target: TBD</p> <p>Indicator: Number of schools and non-formal education institutions that implement life skills for empowerment (on right, responsibility, and representation) and inclusive education. Baseline: TBC Target: TBD number % of schools and non-formal education institution in target provinces (Aceh, South Sulawesi, NTT, Maluku, Papua, West Papua) implement children empowerment life skills programmes</p> <p>Indicator: Number of schools and students supported through school feeding, de-worming, behavior change, revitalized UKS, and number of counterparts trained on this subject. Technical support provided to PMT-AS revitalization. Baseline: TBC Target: TBD</p> <p>Indicator: Number of schools with functional water and sanitation facilities in selected vulnerable areas Baseline: 0 Target: 120 schools per year</p>	<p>MoNE reports, Province government reports, district government reports (budgets and Renstra); UNESCO Education Sector Review (UNICEF, UNFPA, UNESCO, and WFP)</p> <p>DHS; BKKBN and MOH report; NGOs report (UNFPA)</p> <p>MoNE reports, Province government & committee reports, district government & committee reports (ILO)</p> <p>Regular WFP Monitoring Evaluation System, Annual Report (WFP)</p> <p>Regular WFP Monitoring Evaluation System, Annual Report (WFP)</p>	<p>A) The provincial governments support HIV prevention and ARH education PKBM services are well functioning with support from implementing agents (MONE-PLS). Government policy for PMT-AS revitalization in place. Continued Government commitment and funding at the decentralized level to increase HIV/AIDS mainstreaming into the Education sector</p>	<p>Ministry of National Education, BKKBN, Ministry of Home Affairs, NGOs, MoNE (Ministry of National Education) HIV Focal Point - National Center for Physical Quality Development (Pusjas)</p>	<p>1.25 10 4 0.2 5 TBD</p>	<p>UNFPA UNICEF WFP ILO UNESCO UNIFEM (PART OF UN WOMEN)</p>

<p>Policies and approaches for improving quality of basic education through School Based Management (SBM) developed and implemented in the target four provinces (*2)</p> <p>(*2) SBM has three main pillars, which are i) School based management, ii) Community participation, and iii) Improvement of teaching learning process through Active, Joyful, Effective Teaching-Learning (AJEL)</p>	<p>Indicator: Number of district and provincial governments that implement, with local budget, SBM model</p> <p>Baseline: National policy already available; sub-national policy frameworks are under development. 34 districts already implement SBM models in 4 provinces (Papua, West Papua, Aceh, and NTT) including 3 districts replicating SBM with local budget</p> <p>Target: 45 districts in 4 provinces OR 50% of districts in the four provinces (Papua, West Papua, Aceh, and NTT)</p> <p>Indicator: Number of institutions (e.g. universities, teacher colleges, LPMP) that incorporated SBM principles and good practices</p> <p>Baseline: 15 universities and 12 LPMPs incorporating SBM principles</p> <p>Target: 30 universities and 20 LPMPs.</p> <p>Indicator: Mechanism for coordination, management, monitoring and evaluation of quality improvement programme (SBM) within and among government institutions: functioning at national and sub-national level</p> <p>Baseline: Mechanism still to be developed</p> <p>Target: Mechanism functioning in 45 target districts in 4 provinces (Papua, West Papua, Aceh, and NTT)</p>	<p>MoNE reports, Province government reports, district government reports (UNICEF)</p> <p>MoNE reports, Province government reports, district government reports (UNICEF)</p> <p>MoNE reports, Province government reports, district government reports (UNICEF)</p>	<p>A) The provincial and district governments provide sufficient financial budget for quality improvement in basic education</p> <p>R) General risks of non-alignment/non-synergy of national with district and provincial level plans and priorities</p>	<p>Ministry of National Education</p>	<p>2 5</p>	<p>UNICEF UNESCO</p>
<p>Sub-Outcome 2: Improved accessibility and quality of health services for vulnerable and marginalized people</p>	<p>Indicator: Infant, under-five and maternal mortality ratio</p> <p>Baseline: 34 infant and 44 under-five, 228 MMR</p> <p>Target: 19 infant and 32 under-five, 110 MMR (2015)</p> <p>Indicator: Proportion of available funds for MNCH (maternal, neonatal and child health) versus required funds</p> <p>Baseline: 40% (600million vs 1.5 Billion)</p> <p>Target: 100%</p> <p>Indicator: Percentage of adults and children with advanced HIV infection receiving ART</p> <p>Baseline: 40% (2010)</p> <p>Target: 80% (2015)</p>	<p>2007 DHS, National MDG Report, SUPAS 2015, SUSENAS 2014</p> <p>MoH annual Report (WHO, UNICEF, and UNFPA)</p> <p>BAPPENAS (2008) Report, MoH annual Report, Annual Programme Report (WHO, UNICEF, and UNFPA)</p> <p>Ministry of Health, National AIDS Commission Monitoring (UNAIDS)</p>	<p>A) Continued Government commitment to accelerate achievement of MDGs 4, 5 and 6</p> <p>R) Reduction in available funds for drugs and prevention programmes</p>	<p>Moh, BKKBN, IFFPD, CSOs, National AIDS Commission, Ministry of Labour and Transmigration</p>	<p>13.5 12 5 2.5 1.5 0.1 1.75 TBD</p>	<p>UNFPA WHO UNICEF WFP ILO UNAIDS IOM UNV</p>

<p>Strengthened capacity of health service providers and facilities to provide quality reproductive health information and services, including maternal health services</p>	<p>Indicator: Number of Puskesmas integrating STI, VCT for HIV, PMTCT, and ARH in their RH services Baseline: TBC Target: At least 2 puskesmas per district in selected districts</p> <p>Indicator: Number of district establish EMOC referral mechanism including hospital with 24/7 standardized CEONC and safe blood supplies Baseline: TBC Target: TBD selected districts</p>	<p>MOH and BKKBN report; annual programme report (UNFPA)</p> <p>MOH report; annual programme report (UNFPA and WHO)</p>	<p>A) Continued government commitment to meet the reproductive rights of the people; Adequate numbers and composition of medical staff to provide EMOC at hospitals are maintained.</p>	<p>MOH; NGOs</p>	<p>7 0.5 2.5 0.5 TBD</p>	<p>UNFPA ILO WFP IOM WHO</p>
<p>Strengthened capacity of national and sub national health offices in programme delivery with special emphasis on the maternal referral system, maternal audit, family planning and child health.</p>	<p>Indicator: Draft Ministerial Decree including implementation guidelines on routine neonatal visit within 48 hours after birth Baseline: Not available Target: Available and advocated</p> <p>Indicator: Number of districts adopting strategy and indicators for Universal access to RH and Making Pregnancy Safer Baseline: None Target: All selected districts</p> <p>Indicator: Number of districts and provinces implement FP district strategies (including Contraceptives Commodity security strategy), RH, HIV and AIDS local regulations (Perda) that are in line with the ICPD. Baseline: 6 districts have implemented all Target: TBD number</p> <p>Indicator: Number of districts and provinces that developed local regulations (e.g. Perda) to support maternity protection at work (both public and private sector) in compliance with ILO Convention 183. Baseline: None Target: TBD number of selected areas</p>	<p>Annual Report (WHO and UNFPA)</p> <p>MOH report; annual programme report (UNFPA)</p> <p>BKKBN report; annual programme report (UNFPA)</p> <p>Annual Report (ILO, UNFPA, WHO)</p>	<p>A) Continued government commitment to the agreed RPJMN and RENSTRA; Turnover of staff / government officials/ member of parliamentarians is kept at the low level</p>	<p>MOH; BKKBN; ICPPD</p>	<p>5 0.5 TBD TBD</p>	<p>UNFPA ILO UNICEF WHO</p>

<p>Advocacy and development of strategies to reduce stigma and discrimination against PLHIV are strengthened and implemented in the public and private sector</p>	<p>Indicator: Number of draft policies and action plans that address child health available for enactment Baseline: Existing policy on integrated management of childhood illness is outdated Target: 1) Draft national policy on diarrhea treatment (with zinc) available; 2) Draft National Action Plan including implementation guidelines on pneumonia treatment available; 3) Draft updated policy on integrated management of childhood illness available</p> <p>Indicator: Number of enterprises with standard practices on HIV and sexual harassment Baseline: Null Target: TBD</p> <p>Number of UN prevention and CST guidelines adopted by the national partners Baseline: Null Target: TBD</p>	<p>Annual Report (WHO and UNICEF)</p> <p>Ministry of Labour and Transmigration, KPA (National AIDS Commission); Indonesian Business AIDS Coalition (ILO)</p> <p>Annual Report (UNAIDS, WHO)</p>	<p>A) Receptive approach by employers and supports from government</p>	<p>0.5 0.75 TBD TBD</p>	<p>ILO IOM UNAIDS WHO</p>
<p>Strengthened comprehensive prevention interventions are implemented on an expanded scale</p>	<p>Indicator: Number of NGOs that provide quality HIV and ARH information and counseling programmes Baseline: TBD Target: All selected NGOs</p> <p>Indicator: Female condom initiative for HIV adopted as part of national prevention strategy Baseline: not adopted Target: adopted</p> <p>Indicator: Number of provinces and districts adopting a provider-initiated counseling and testing approach for PMTCT Baseline: 19 provinces, 30 districts (2009, CDC report) Target: integrated</p> <p>Indicator: Regular and extensive surveillance of HIV/STI undertaken: Baseline: once every tbd years nationwide and sporadic in selected districts Target: every tbd years in tbd number of districts/provinces</p>	<p>Programme report (UNFPA)</p> <p>Programme report (UNICEF/WHO)</p> <p>Programme report (UNICEF/WHO)</p> <p>Programme Report (WHO)</p>	<p>A) Continued government commitment to increase access to HIV and ARH information for adolescents;</p>	<p>1.5 0.5 5 TBD TBD TBD</p>	<p>UNFPA IOM UNICEF WHO UNAIDS UNODC</p>

	<p>Indicator: Country counterparts (including NAC, Directorate of corrections system, MoH, MoJ) implement legislation and policies for equitable access to HIV prevention and treatment</p> <p>Baseline: equitable access to HIV prevention, treatment and support services not fully available in TBC selected areas</p> <p>Target: equitable access to HIV prevention and treatment and support services fully available in TBD selected areas</p>	Programme Report (WHO and UNODC)		Ministry of Health	TBD TBD TBD	WHO UNICEF UNAIDS
<p>Expanded and consistent access to ARV, TB and other treatments for people living with HIV</p>	<p>Indicator: Percentage of health facilities that apply ART guidelines</p> <p>Baseline: 23%</p> <p>Target: TBD</p> <p>Indicator: Percentage of health facilities dispensing ARV that experienced a stock out of at least one required ARV in the last 12 months.</p> <p>Baseline: 9% (2010)</p> <p>Target: 1% (2015)</p>	<p>Programme Report (WHO)</p> <p>Programme Report (WHO)</p>	<p>A) Adequate funding is available to continue the programme</p>			
<p>Strengthened capacity and funding of CSOs and others to provide community level care and support to PLHIV and families affected by HIV</p>	<p>Indicator: Number of Civil Society Organizations who have access to HIV funding</p> <p>Baseline: TBC</p> <p>Target: TBD</p> <p>Indicator: Community based drug treatment and HIV prevention programmes established and sustained.</p> <p>Baseline : Policies, systems and guidelines not developed yet</p> <p>Target: 5 provinces have established and ensured sustainability of community based drug treatment and HIV prevention programmes</p>	<p>The NAC Indonesia report (UNAIDS)</p> <p>Annual Report (UNODC)</p>	<p>A) There will be sustained political will to address HIV/STI/drug use issues</p> <p>R) High levels of stigma and discrimination continues to prevail; There will be insufficient resources to effectively address HIV/STI/drug use issues</p>	Ministry of Social Affairs	0.1 TBD TBD	UNAIDS WHO UNODC

Outcome 2: Sustainable Livelihoods						
The socio-economic status of vulnerable groups and their access to decent work and productive sustainable livelihood opportunities are improved within a coherent policy framework of reduction of regional disparities.						
Outcome/Outputs	Indicators, Baseline, Target	Means of verification	Risk and Assumptions	Role of partners	Resource Mobilization targets (US\$ millions)	Agency
<p>Sub-Outcome 3 Institutional capacities strengthened to increase productive and sustainable livelihoods and decent work for the poor and vulnerable, young men and women</p>	<p>Indicator: Proportion of employed women and men living below \$US 1.25 per day. Baseline: TBC Target: TBD</p> <p>Indicator: Number of people employed in SMEs (with a breakdown in numbers of SMEs owned by women) Baseline: TBC Target: TBD</p> <p>Indicator: Employment rate of young women and men. Baseline: TBC national level, TBC target areas Target: TBD national level, TBD target areas</p>	<p>Ministry of Industry, Ministry of Cooperatives and SMEs and BPS plus local Government (ILO/UNIDO)</p> <p>State Ministry for Cooperatives and Small Enterprises Labour Survey BPPs (UNIDO and ILO)</p> <p>MIS EAST, UNIPA & UNCEN Universities (ILO, UNESCO and UNV)</p>	<p>A) Full government commitments and support in formulation of action plan, implementation, monitoring and review</p> <p>R) Difficulties for some relevant Ministries to provide human resources due to limited committed staff and capacity constraints</p>	<p>BAPPENAS, Central Bureau of Statistics, Ministry of Industry, Ministry of Cooperatives and SMEs, Ministry of Trade, Ministry of Maritime Affairs and Fishery, Ministry of Manpower & Transmigration, Indonesian Employers' Association (APINDO), Trade unions, Ministry of Social Affairs, Ministry of National Education, Ministry of Health</p>	<p>5 7.6 1.1 1 TBD</p>	<p>ILO UNIDO UNESCO IOM UNV</p>
<p>Increased capacity of local governments to develop and implement local, productive and sustainable economic development programmes</p>	<p>Indicator: Number of districts where rural and small/medium/micro-enterprises creation and upgrading is identified as a priority area for sustainable livelihoods. Baseline: TBC Target: TBD</p>	<p>BAPPEDA and Local Government reports, progress reports (UNIDO)</p>	<p>A) Government implements coherent trade, industry and labour market policies for exports of goods and services and to address adjustment challenges of SMEs from trade liberalization.</p>	<p>Ministry of Industry, BAPPEDA</p>	<p>5.1</p>	<p>UNIDO</p>

<p>Platform and knowledge tools established to support the formulation and implementation of coherent trade, industry and labour market policies for exports of goods and services (under mode 4-movement of natural persons, GATS) and addresses adjustment challenges of SMEs from trade liberalization.</p>	<p>Indicator: Availability of platform with representation and active participation of relevant Ministries, trade unions and employers' representation. Baseline: Platform not available Target: Platform established and functioning</p> <p>Indicator: Number of policy research papers and workshops, including youth and gender research, on trades in goods and services (mode 4) Baseline: Not available Target: At least one research paper published annually</p> <p>Indicator: Number of knowledge tools, including youth and gender-specific research methodology, developed to support the formulation of coherent trade and labor market policies for goods and services exports. Baseline: Not available Target: TBD</p>	<p>Annual reporting ETE project (ILO)</p> <p>Annual reporting ETE project (ILO)</p> <p>Annual reporting ETE project (ILO)</p>	<p>A) Government interested in and supportive to formulation of coherent trade and labour market policy</p> <p>R) In context of broader political process difficulties of some Ministries to provide sufficient support; few and meaningless offers in Doha round negotiations</p>	<p>Ministry of Manpower & Transmigration, Ministry of Trade, Ministry of Industry, Coordinating Ministry for Economic Affairs, BAPPENAS, Indonesian Employers' Association (APINDO), Trade unions</p>	<p>2.8</p>	<p>ILO</p>
<p>Increased capacity and improved regulatory framework for productive and sustainable livelihoods/income generation for the most vulnerable through promotion of cultural eco-tourism, including skill formation in traditional crafts and sustainable tourism</p>	<p>Indicator: Number of prioritized sites/areas/provinces where the national cultural resources map forms the basis for sustainable cultural eco-tourism policy and action strategy formulation. Baseline: National cultural resource map not available Target: TBD number of sites/areas/provinces in Indonesia with established cultural resources map.</p> <p>Indicator: Existence of sustainable cultural eco-tourism policy and action strategy Baseline: Not available Target: Sustainable cultural eco-tourism policy and action strategy established and implemented</p> <p>Indicator: Number of indigenous and most vulnerable (local youth, women) and tourism professionals trained on tourism destination management, cultural heritage sites management, conservation, guiding, and for enhancement of tourism industry capacity in tourism villages by using developed training modules. Baseline: 0 Target: TBD</p>	<p>Annual reporting (UNESCO)</p> <p>Annual reporting (UNESCO)</p> <p>Annual Report (UNESCO)</p>	<p>A) Full commitment of local and central government to establish the standards, guidelines, and regulatory framework (policies, regulations, and action plans)</p> <p>R) Lack of coordination among relevant Ministries</p>	<p>MoCT, MoPW</p>	<p>1 TBD</p>	<p>UNESCO UNICEF</p>

Increased capacity of regional governments and sectoral ministries to mainstream decent work in their strategic planning	Indicator: Number of targeted provinces/districts and sectors mainstream decent work issues in their policies Baseline: None but few provinces have carried out workshops on DW Target: TBD	Review of national sectoral strategies and local-level plans (report) BAPPENAS, BAPPEDA and other government reports; progress reports (ILO)	A) Government maintains committed to promote decent work and mitigate unemployment R) Frequent reshuffling of officials and constraints of adaptive capacity of communities and institutions	Ministry of Manpower & Transmigration, Employers' Organization (APINDO), trade unions, international buyers, and Training Service Providers	2.5	ILO
Awareness raising of national and international labor standards compliance and increased productivity to enhance competitiveness	Indicator: Number of targeted large enterprises and SMEs that comply with national and international labor standards Baseline: TBC Target: TBD	Annual Report SCORE and Better Work projects (ILO)	A) Receptive approach by employers and supports from government R) Industrial relations not conducive	Ministry of Manpower & Transmigration, Employers' Organization (APINDO), trade unions, international buyers, and Training Service Providers	2.6	ILO
Increased capacity of the government institutions to effectively implement the National Plan of Action on the elimination of the worst forms of child labour and ILO conventions Nos. 138 and 182.	Indicator: Number of districts with district action committees and action plans on the elimination of worst forms of child labor, containing gender-specific measures Baseline: Local Action Committee in 28 provinces and 111 districts Local Action Plans not available Target: Local Action Committee in all 33 provinces and 150 districts Local action plans in 10 provinces and 25 districts/municipality Indicator: Existence of child labour monitoring system Baseline: 0 Target: 3 provinces have referral system for individualized assistance for children at risk or involved in child labour Indicator: Number of districts with District Child Labor Prevention Action Committees with representation of youth groups and/or women's organizations. Baseline: none existent in selected districts Target: tbd selected districts	Annual Report IPEC and EAST projects (ILO) Annual Report EAST project (ILO) Annual Report EAST project (ILO)	A) Continuing government's commitment to address child labor issues and implement Permendagri No.3/2009 and Surat Edaran Mendagri regarding the establishment of provincial or district Action Committee for the elimination of Worst Forms of Child Labour	BAPPENAS, Ministry of Manpower & Transmigration (MoMT), Ministry of Social Affairs, Ministry of National Education, Ministry of Health	1 TBD	ILO UNICEF

Increased capacity of government and other agencies to increase entrepreneurship among young men and women	<p>Indicator: Number of regional governments with concrete action plans to improve the business environment for young entrepreneurs Baseline: 0 provinces with concrete plans Target: 3 provinces have proposed action plans</p>	Annual Report JOY, EAST & MWP projects (ILO)	A) National and provincial governments commit to improve business environment with a focus on creating youth employment	Ministry of Manpower & Transmigration, Ministry of National Education, Coordinating Ministry for Social Welfare, Ministry of Youth & Sport, and related offices in the targeted provinces	2.5 1	ILO IOM
Strengthened labour market intermediation services and vocational training institutions, with focus on out of school youth and other vulnerable groups	<p>Indicator: Number of employment services and expanded vocational training centers (BLK), supported by sex-disaggregated data for monitoring, are well functioning Baseline: 0 schools Target: TBD</p> <p>Indicator: Number of province/district Indonesian Youth Employment Networks (IYEN), including representation of women's organizations, established Baseline: TBC Target: TBD number of targeted provinces/districts</p>	Annual Report JOY and EAST projects (ILO) Annual Report JOY (ILO)	R) Uneven economic growth, limited only to certain economic sectors and regions	Ministry of Manpower & Transmigration, BLKs in Aceh, Jayapura, Sorong, provincial authorities, in particular Dinas, KADIN, trade unions, & NGOs.	1	ILO
Improved school to work transition for young Indonesians through school counseling, vocational skills training and entrepreneurship training, and social protection education, including prevention of drug use and HIV	<p>Indicator: Number of young women and men trained in entrepreneurship Baseline: 0 Target: 9000</p> <p>Indicator: Number of junior, senior, vocational senior high schools and non-formal training providers include entrepreneurship trainings in their curriculum Baseline: TBC Target: TBD in targeted provinces/districts</p> <p>Indicator: Number of schools and non formal training providers use market led competency based vocational training programmes Baseline: TBC Target: TBD in targeted provinces/districts</p>	Annual Report, MWP and EAST projects (ILO) Annual Report JOY, MWP and EAST projects (ILO) Annual Report JOY and EAST projects (ILO)	A) Government continues to attach high priority to employment creation, promoting youth employment and preparing young Indonesians to enter labour market with market driven competence based vocational and business skills.	Ministry of National Education and related provincial offices, BNSP, KADIN, APINDO, trade unions, & NGOs	10 0.1	ILO UNESCO

Compliance to quality standards; increased productive capacity and removal of supply side constraints for increased market access for trade facilitation	Indicator: Number of targeted enterprise sectors compliant to international quality standards on Technical Barriers to Trade (TBT) and Sanitary and Phyto Sanitary (SPS) Baseline: TBD Target: TBD	Ministry of Industry, Ministry of Trade, Ministry of Maritime Affairs and Fishery, and Local Government reports; progress reports (UNIDO)	A) Government remains committed to international quality standards R) Targeted enterprises and sectors' capacity to continue the maintenance of standards in a sustainable manner	Ministry of Industry, Ministry of Trade, Ministry of Maritime Affairs and Fishery, and Local Government	2.5	UNIDO
Sub-Outcome 4 Improved food security and nutritional status for the poor and most vulnerable	Indicator: Prevalence of stunting among under five children Baseline: 36.8% Target: <32% Indicator: Proportion of population below 1,800 Kcal/day of national dietary energy requirement (2,000 Kcal) Baseline: 38% (BPS & FSA, 2009) Target: TBD Indicator: National rice production growth of 3.2% annually: Baseline: 2.8 % (average 2005-2009) Target: 3.2% annually (average 2010-2015)	MoH annual Report (UNICEF and WFP) MDG Report Bappenas, Menkokesra, Food Security Agency and Offices; Health Office at all levels and BPS (WFP) Ministry of Agriculture Report (FAO)	A) Government focus on stunting reduction and increased funding for nutrition programs. MoA strongly promotes agricultural production diversification. Govt pro-poor policies and programs effectively implemented. R) Unpredictable outbreak of new plant diseases can significantly reduce production level	Ministry of Marine Affairs and Fisheries, Ministry of Industry, Ministry of Agriculture, Ministry of Health and Badan Pom	22 29 26 5.2 22 6	FAO ILO UNICEF UNIDO WFP UNESCO
Strategic agro based industrial development revitalized as potential sources of sustainable wealth creation that include compliance to quality standards, increased productive capacity and removal of supply side constraints for increased market access.	Indicator: Trade related strategy for the fisheries and agro based industries sector to improve access of Indonesian products to industrialized markets implemented Baseline: Strategy not available; economic analysis/diagnostic study conducted Target: Strategy that includes sector's commitment to decent work available and implemented Indicator: Number of village-based enterprises in selected areas with improved processing, storing and marketing skills of enterprises Baseline: Null Target: Selected products identified in agro industry for value chain development in targeted provinces/regions. Indicator: Increased market access for small scale farmers in selected areas Baseline: TBC number of small scale farmers at selected areas benefit from Purchase for Progress programme Target: TBD number of small scale farmers at selected areas benefit from Purchase for Progress programme	Report and economic development plan of the selected provinces (UNIDO and ILO). Provincial Government, BAPPEDA (UNIDO) Annual performance reports of the Ministry of Agriculture and Fisheries, Ministry of Trade, Ministry of Industry (WFP, ILO)	A) Selected provinces and communities are accessible; Government remains committed to international quality and process standards. Business development services providers are available in selected areas; Positive response of local government and farmers. R) Major natural disasters and shocks	Ministry of Marine and Fisheries; Ministry of Industry; Ministry of Agriculture ; and businesses and community	4 5.2 15	ILO UNIDO WFP

<p>Strengthened capacity of the Governments to control zoonotic diseases leading to the sustainability of livestock production</p>	<p>Indicator: Number of the LDC staff, animal health officers, and farmers trained in zoonotic diseases control Baseline: TBC Target: TBD</p> <p>Indicator: Number of enterprises implemented an zoonotic diseases prevention management plans Baseline: TBC Target: TBD</p>	<p>The Ministry of Agriculture Report (FAO)</p> <p>Report of the National Committee for zoonotic diseases Control and Pandemic Influenza Preparedness (WHO)</p>	<p>A) The government is committed to place the trained personnel to remain working for LDCC</p> <p>R) The outbreak of the new diseases might occur beyond control</p>	<p>Business communities, government and workers union</p>	<p>10 1.5 TBD</p>	<p>FAO ILO WHO</p>
<p>Improvement of Innovative Seed Technology & Production, and Post-harvest Processes & Practices</p>	<p>Indicator: Number of the government officers, extension workers, and farmers trained in good post harvest handling methods etc Baseline: TBC Target : TBC</p> <p>Indicator: Number of trainings conducted to strengthen the quarantine control systems to effectively prevent the introduction of new invasive alien species (IAS) into Indonesia and thereby minimize biodiversity loss and negative impact on the environment. Baseline: TBC Target : TBC</p> <p>Indicator: Number of trainings to strengthen the capacity of the participating small-scale fishing communities and their supporting institutions towards improved livelihoods and sustainable fisheries resources management Baseline: TBC Target : TBC</p> <p>Indicator: The Strategic Action Programme (SAP) is developed as a lead to enhance food security and reduced poverty for coastal communities in the Bay of Bengal (BOB) region, consistent and linked with a sustained resource base of good ecosystem quality. Baseline: SAP not yet developed Target : SAP developed</p>	<p>Ministry of Agriculture Report (FAO)</p> <p>Ministry of Agriculture and Ministry of Environment Report (FAO)</p> <p>Ministry of Marine Affairs and Fisheries (FAO)</p> <p>Ministry of Marine Affairs and Fisheries (FAO)</p>	<p>A) The government is committed to disseminate the introduced new rice harvest handling methods; committed to develop database for IAS system management; committed to apply co-management mechanisms in managing the fisheries resources, and committed to sustainability of the project both institutionally and financially</p>	<p>Ministry of Agriculture, Ministry of environment, Ministry of Marine Affairs and Fisheries</p>	<p>5.97</p>	<p>FAO</p>

Accelerated Local Resources-based Food Diversification through Community Involvement and Other Partnerships	Indicator: number of trainings conducted to improve capacity of local institutions & community-based organizations to develop & share indigenous knowledge on new practical technologies and/or innovations for diversified food production & processing Baseline: TBC Target : TBD	Ministry of Agriculture Report (FAO)	Ministry of Agriculture	A) Government is committed to further support the Food Diversification Programme	Ministry of Agriculture	3.5	FAO
Enhanced Food Safety System for Food Producers & Consumers through Community-based Initiatives, Partnerships and Empowerment	Indicator: number of training conducted to Enhance Food Safety System for Food Producers & Consumers through Community-based Initiatives and Partnerships Baseline: TBC Target: TBD	Ministry of Agriculture Report and Badan POM Report (FAO)	Ministry of Agriculture and Badan POM	A) Government is committed to further support the Food safety programme	Ministry of Agriculture and Badan POM	2.5 TBD	FAO WHO
Improved rural infrastructure and services and increased stakeholders' capacity using labour resource based approach	Indicator: National model for the collection, processing and analysis of data for monitoring and evaluation of the effects and impacts of infrastructure investments on job creation and poverty alleviation established and expansion of modules to incorporate "Green Jobs" themes Baseline: Not established Target: Established Indicator: Percentage of women participated in employment-intensive infrastructure programme in targeted provinces Baseline: TBC Target: 30% Indicator: Value of infrastructure budget allocated for maintenance in selected provinces Baseline: TBC Target: TBD	Annual reports of Ministry of Public Works and/or Ministry of the Coordinating Economic Affairs (ILO) Project Reports (ILO) District Public Works Annual Budget or the budget of other rural infrastructure providers (ILO)	Ministry of Public Works and/or Ministry of the Coordinating Economic Affairs	A) No natural disasters/exceptional rainfall; Continued interest of national governments in employment-impact in infrastructure investment	Ministry of Public Works and/or Ministry of the Coordinating Economic Affairs	19	ILO

<p>Enhanced capacity of food insecure districts to monitor and take action to deal with food security of vulnerable people</p>	<p>Indicator: Number of districts vulnerable to food insecurity implement food and nutrition security monitoring system Baseline: - 5 districts in two provinces under food nutrition surveillance system - 20 districts in four provinces under food nutrition security monitoring system Target: TBD number of districts</p> <p>Indicator: Number of central, provincials, government counterparts trained on food security analysis, assessments, and monitoring Baseline: 80 Target: All staff of FSOs in selected districts</p> <p>Indicator: Number of districts in priority areas use Food Security Vulnerable Atlas 2009 for targeting food insecure areas and recommendation for policy making and intervention programming Baseline: Null Target: By 2015, 50 out of 100 districts of Priorities 1-3 use FSVA 2009 to design and target food security programs.</p>	<p>Food Security Office, and Health Office at province and district level (WFP, UNICEF)</p> <p>Food Security Office, and Health Office at province and district level (WFP, UNICEF)</p> <p>Annual report of Food Security Office, and Health Office at province and district level (WFP, UNICEF)</p>	<p>A) Government adopts and implements recommendations of FNSMS. R) Improper targeting compliance, limited resources, frequent changes of government officials</p>	<p>Food Security Office, Ministry of Health, Badan Pom</p>	<p>3.5 TBD</p>	<p>WFP UNICEF</p>
<p>Selected provincial and district food security action plans reflect gender dimensions of food security</p>	<p>Indicator: Gender recommendations implemented based on gender analysis in food security programmes & plans and the recommendations of participatory gender audit exercises undertaken Baseline: no gender analysis and participatory gender audit exercises undertaken Target: Recommendations implemented</p> <p>Indicator: Percentage of participatory gender audit recommendations implemented Baseline: Nil Target: 75%</p>	<p>Annual reporting and review of implementation reports of the Participatory Gender Audits (FAO, WFP and ILO)</p> <p>Annual reporting and review of implementation reports of the Participatory Gender Audits (FAO, WFP and ILO)</p>	<p>A) Government offices accept participatory gender audit exercises.</p>	<p>Food Security Office, Ministry of Women Empowerment</p>	<p>1</p>	<p>ILO</p>

<p>Increased capacity of service providers to educate vulnerable groups on food quality and nutrition to address under nutrition, using food assistance as an incentive to access services including MCH services</p>	<p>Indicator: Number of provinces, districts, sub-districts government counterparts trained on implementation on nutrition and food assistance Baseline: 1,360 counterparts trained in 2009. Target: 4,000 by 2015</p>	<p>WFP annual report (WFP)</p>		<p>Food Security Office and Ministry of Health</p>	<p>3</p>	<p>WFP</p>
<p>Supportive policies and strategies implemented that increase early initiation and exclusive breast feeding, infant and child feeding, including for working women</p>	<p>Indicator: Proportion of baby friendly hospitals Baseline: No baby friendly hospitals available Target: 40% of all hospitals are baby friendly Indicator: Infant, young child feeding and improved malnutrition acute management national strategies and implementation guidelines developed Baseline: not available Target: 1.Updated regulation on breast milk substitute; 2.Draft of National Policy on Infant and Young Child Feeding, and Management of Acute Malnutrition</p>	<p>MoH annual Report (WHO) Programme reporting (UNICEF, WFP and WHO)</p>	<p>A) Employers are cooperative in setting up facilities for breastfeeding workers and other specific needs of women workers; Ministries are cooperative to implement the Code of BMS; Districts authorities are convinced about the importance of breastfeeding</p>	<p>Ministry of Health, Ministry of Industry; Ministry of Manpower and Transmigration</p>	<p>2 TBD TBD</p>	<p>ILO WHO UNICEF</p>
<p>Supportive policies and strategies implemented that increase early initiation and exclusive breast feeding, infant and child feeding, including for working women</p>	<p>Indicator: Number of districts and provinces that developed local regulations (e.g. Perda) to support maternity protection at work (both public and private sector) in compliance with ILO Convention 183. Baseline: Null Target: TBD number of selected areas Indicator: Number of workplace breastfeeding facilities or breastfeeding breaks policies created Baseline: null in selected workplaces Target: 50 workplaces</p>	<p>District and/or Provincial Government Regulations (ILO and WHO) Annual Report of Local Manpower and Transmigration Offices (ILO)</p>				

<p>Increased capacity of provincial and district governments to plan, implement and monitor Water, Sanitation and Hygiene programs for vulnerable groups, and involving stakeholders and private sector in expanding access</p>	<p>Indicator: Number of communities/ households benefiting from implementation of districts' Adequate Access to WASH Facilities Strategic Plan Baseline: TBC Target: TBD</p> <p>Indicator: Number of provinces and districts with WASH emergency preparedness and response plan who also implement water and sanitation environmental strategies, policies & guidelines Baseline: 0 provinces and districts Target: TBD provinces and 25 districts</p> <p>Indicator: Number of CBOs implement WASH strategies Baseline: 0 Target: 25 CBOs in selected areas</p> <p>Indicator: Number of districts with entrepreneur-groups that locally produce water and sanitation accessories Baseline: 0 entrepreneur-groups have been trained Target: TBD number of selected districts</p> <p>Indicator: Number of entrepreneur-groups able to improve/expand their businesses after receiving Start and Improve Your Business Training Programme (SIYB) Baseline: 0 Target: TBD</p>	<p>Annual Project report (UNICEF)</p> <p>Annual Project report (UNICEF)</p> <p>Annual Project report (UNICEF)</p> <p>Annual Project report (UNICEF)</p> <p>SIYB Impact Assessment (ILO)</p>	<p>A) Local business development services providers are in place to extend business training services to the vulnerable groups</p>	<p>Local business development services providers</p>	<p>5 15 1</p>	<p>UNESCO UNICEF ILO</p>
<p>Assessment and evaluation of water resources protection and management for water supply and food production</p>	<p>Indicator: Number of water resources assessment and evaluation reports (district level) Baseline: 0 districts Target: TBD</p>	<p>Project Report (UNESCO)</p>	<p>Indonesian IHP National Committee</p>	<p>1</p>	<p>1</p>	<p>UNESCO</p>

Outcome 3: Governance						
People participate more fully in democratic processes resulting in pro-poor, gender responsive, peaceful, more equitable and accountable resource allocation and better protection of vulnerable groups.						
Outcome/Outputs	Indicators, Baseline, Target	Means of verification	Risk and Assumptions	Role of partners	Resource Mobilization targets (US\$ millions)	Agency
Sub-Outcome 5: Strengthened public participation of the disadvantaged, poor and vulnerable in the democratic process	Indicator: Proportion of parliamentary seats held by women Baseline 3a: DPR is 18%; the DPD 28%, TBC provinces, TBC districts Target 3a: DPR 30%; DPD 30%; provinces 30%, districts 30% Indicator: Aggregate point for Political Rights and Participation in the Indonesian Democracy Index (IDI). Baseline: 53 (2007) Target: 73 (2014)	KPU Data, Data from Secretariat General of DPR and DPD, Data from Association of Provincial and Local Parliaments (UNDP) Indonesian Democracy Index (IDI), produced by Bappenas, BPS, MoHA, and UNDP. (UNDP)	A) The public continues to trust the efficacy of the democratic institutions in listening and acting upon public aspirations R) The inputs submitted through the mechanism of democratic institutions are not heeded, resulting in the loss of public trust in democratic institutions and processes	KPU, Parliaments, BAPPENAS, BPS, Ministry of Home Affairs, Ministry of Women Empowerment and Children Protection, Ministry of Communication and Informatics	16 1.375 1.25	UNDP UNFPA UNIFEM (PART OF UN WOMEN)
The role of women in democratic and policy making processes at the local and national levels is strengthened	Indicator: Percentage of members of national and sub-national parliament members and decision makers at the executive branch trained on the gender-balanced legislation and policy making Baseline: Trainings on gender sensitive policy making have been sporadic, and hence difficult to measure Target: 50% of national and sub-national administrative units and parliaments	Data from Secretariat General of DPR and DPD, Data from Secretariat of Provincial and Local Parliaments or Association of Provincial and Local Parliaments; Data from various donor agencies (UNDP and UNIFEM (PART OF UN WOMEN))	A) The buy-in level from the various stakeholders is reduced. This is particularly critical for the bilateral donors and the government. R) The structural, legal and constitutional frameworks cease to provide the enabling environment to advance women in public life.	DPR, DPD, Association of Provincial and Local Parliaments, Ministry of Women's Empowerment and Child Protection, ADKASI	5 0.125 1.25	UNDP UNFPA UNIFEM (PART OF UN WOMEN)

<p>Public engagement between the public, including women and marginalized groups (including PLHIV), and the bureaucracy and elected officials is enhanced</p>	<p>Indicator: Percentage of women and marginalized groups involved in Musrenbang process at all levels Baseline: TBC The participation of women and marginalized groups has been mandated by the Guideline for Musrenbang. However, there is no enforcement mechanism or clarity of the required percentage of women and marginalized groups participating in Musrenbang. Target: At least 20% women participation and to cover at least two marginalized groups, such as the poor, disabled, and minority groups (including PLHIV).</p> <p>Indicator: Percentage of members of national MPs established constituent offices Baseline: Less than 5% of members of parliament nationwide that have opened the constituent offices; the real number of days members spend at the constituencies in a year is not tracked. Target: 100%</p>	<p>Data from Bappenas, Provincial and District/ Municipality Bappedas. Annual project reports (UNDP and UNFPA)</p> <p>Data from Secretariat General of DPR and DPD, Data from Secretariat of Provincial and Local Parliaments or Association of Provincial and Local Parliaments; Data from various donor agencies (UNDP)</p>	<p>A) Women and marginalized groups are sufficiently publicly engaged across the country. R) Members of parliament and the parliament leadership see constituent relations as a cumbersome, expensive, and impractical process that does not contribute directly to their daily affairs as lawmakers. The lack of engagement from the public side creates a condition in which the planning agencies are dismissive of the participation from these groups.</p>	<p>Bappedda, CSOs</p>	<p>11 1.25 TBD</p>	<p>UNDP UNFPA UNIFEM (PART OF UN WOMEN)</p>
<p>Sub- Outcome 6: Improved oversight for transparent and accountable governance</p>	<p>Indicator: Percentage in public trust indices in state justice providers Baseline: Indices show low levels of public trust in state justice providers. Baseline to be undertaken in 2010 (2008: 69 out of 10). Target: 20% increase</p> <p>Indicator: Percentage of public agencies implementing Freedom of Information Baseline: Implementation guideline and training programme not available Target: 100% of public agencies by 2014 (90% by 2014)</p> <p>Indicator: Number of petitions received for information and number of responses provided by government agencies Baseline: TBC Target: Increase 10% annual increase in number of petitions and 100% response rate of government agencies</p>	<p>National Integrity Index, CPI and other indices of public trust (UNDP)</p> <p>Regulations under the FOI Act, Reports of authority set up under FOI ACT, civil society and media reporting (UNDP)</p> <p>Legislative reports, Media coverage, independent assessments (UNDP, think tanks)</p>	<p>MenPANS, BAPPENAS, BPS, BKKBN, Universities, KPK, Ministry of Communication and Information, Ministry of Finance, Ministry of Home Affairs, Bappenas and Ministry for Women Empowerment and Child Protection</p>	<p>7.5 11.6 0.5 TBD TBD</p>	<p>UNFPA UNODC UNIFEM (PART OF UN WOMEN) UNDP UNESCO</p>	

<p>Enhanced legislative and civil society oversight over public finances, development programmes, and government services</p>	<p>Indicator: Number of adopted recommendations to improve transparency and quality of the national and sub national budgeting of development programmes and government services Baseline: TBC number of proposed recommendations Target: TBD number of adopted recommendations.</p> <p>Indicator: Number of districts with gender-responsive and child protection budget workplan submitted to Ministry of Finance annually process in place Baseline: TBC number of gender-responsive work plan budget Target: increase in number of ministries and programme activities planned using Gender-Budget Statemen</p>	<p>Parliamentary committee reports, compliance reports, civil society coverage, independent public expenditure reviews (UNDP, UNICEF and UNIFEM (PART OF UN WOMEN))</p> <p>Annual workplan budget submitted to MOF annually, baseline survey and Annual Report (UNDP, UNFPA, UNIFEM (PART OF UN WOMEN) and UNICEF)</p>	<p>Ministry of Finance annual decree on the guidelines of work plan budget submission stipulates the obligation for targeted or piloted ministries/agencies to conduct gender analysis for the budgeted programmes/ activities and attach their gender budget statement for the TOR of the planned programmes and activities</p>	<p>MOF, Bappenas, MoWCEP, and Inter-Ministerial Technical and Steering Committee on Gender Responsive Budgeting and Planning)</p>	<p>8 0.5 0.5</p>	<p>UNODC UNFPA UNIFEM (PART OF UN WOMEN)</p>
<p>Government anti-corruption strategies and initiatives implemented and increased public and civil society engagement in countering corruption</p>	<p>Indicator: Number of law and justice agencies implement activities under the National Action Plan for the Eradication of Corruption (RAN-PK or its successor) and United Nations Convention against Corruption Baseline: TBC after 2010 baseline survey Target: TBD after 2010 baseline survey</p> <p>Indicator: National Strategy of Anti Corruption 2010-2025 and the Action Plan implemented by line ministries and regional government Baseline: 21 provinces have been facilitated by Bappenas in the development of RAD-PK, 13 provinces have regulation on the implementation of RAD-PK. Target: all provinces/regional in Indonesia Target: strategy and action plan implemented by all line ministries and regional government</p> <p>Indicator: Number of civil society organisations that participate in Regional Action Plan on Corruption Eradication (RAD-PK) and participate in Anti-Corruption Stakeholders' Forum Baseline: 0 civil society organizations carrying out RAN-PK activities and Forum not existing Target: 4 organisations and Forum in place</p>	<p>MenPANS, BAPPENAS, Stakeholder Forum minutes, baseline surveys to be carried out in 2010 (UNODC and UNDP)</p> <p>BAPPENAS, Ministry of Home Affairs (UNODC and UNDP)</p> <p>Annual Reporting (UNDP)</p>	<p>A) Government will revitalize the existing National Action Plan or develop a new action plan, invite civil society to contribute to the development of a new plan and activity implementation</p> <p>R) Law and justice agencies will not be invited to contribute to the formation of a new action plan and implementation of activities, government does not support the establishment of a stakeholder forum</p>	<p>MenPANS, BAPPENAS, KPK, MoHA</p>	<p>3-6</p>	<p>UNODC</p>

Capacity of targeted government agencies strengthened to implement Freedom of Information Act (FOI)	Indicator: Number of government agencies with mechanisms in place to implement FOI Baseline: Implementation guidelines and training programme not available Target: TBD	Regulations under the FOI Act, Reports of authority set up under FOI Act, civil society and media reporting. (UNDP)	Annual reporting (UNFPA)	A) 2010 Census and government surveys take place as expected. Local Governments continue to undertake research as part of development of local regulations	BPS, BKKBN, Universities, MoH, BAPPENAS	7	TBD TBD	UNDP UNESCO
Capacity of national and sub-national institutions to analyze and use data on population and development and other MDGs/ICPD related issues for policy formulation strengthened	Indicator: Number of Population Study Centres capable of undertaking population analysis based on the result of 2010 Census and other related surveys Baseline: TBC Endline: TBD Indicator: Number of study results utilized to support relevant policy development in line with ICPD and MDGs. Baseline: TBC Endline: TBD	Annual reporting (UNFPA) Annual reporting (UNFPA)	Annual reporting (UNFPA)	A) 2010 Census and government surveys take place as expected. Local Governments continue to undertake research as part of development of local regulations	BPS, BKKBN, Universities, MoH, BAPPENAS	7	TBD TBD	UNFPA
Sub-Outcome 7: Improved quality and increased range of accessible social protection, justice and welfare services	Indicator: Prevalence of violence against women and children Baseline: 3.1% for women and 3% for children Target: 2.5% for women and children Indicator: Budget allocation and spending of legal aid budgets Baseline: TBD in 2010 Target: 30% increase Indicator: Proportion of women and children survivors of abuse and violence who have access to services Baseline: 2.6% of women survivors (2006) and 3.2% of child survivors Target: increased proportion with access by 20%	MoWEC, BPS, KPP and other surveys, Ministry of Social Affairs, Indonesia National Police Responsible agencies/partners: (UNFPA and UNICEF) BAPPENAS and Supreme Court (UNDP) SUSENAS VAWC 2006 by BPS and MoWEC, Annual Report Komnas Perempuan (UNICEF and UNFPA)	Annual reporting (UNFPA)	A) Government will demonstrate increased commitment to addressing issues of vulnerable groups by creating fiscal space and implementing reform agenda in this UNPDF program; GOI owns and keeps its commitment to the implementation of the Strategy; Government conduct another SUSENAS on VAWC B) Emergencies may divert resources, Government commitment may be limited. Fund for SUSENAS is not allocated and the data is not sensitive to VAWC cases	MoWEC, MOSA Bappenas, Supreme Court Komnas Perempuan, Ministry of Justice and human right, MA, Kejaksaan Tinggi, Polri, Komnas HAM, BPS, Ministry of Manpower and Transmigration, BNP2TKI, Ministry of Justice and Human Right, Ministry of home affairs, Ministry of PPPA and KPAL.	3.25 1.7 2.5 2 3.25 4.25	UNFPA UNICEF UNODC UNIFEM (PART OF UN WOMEN) ILO IOM	
	Indicator: Percentage of Action Plans for the National Strategy on Access to Justice developed and implemented by line ministries according to quality benchmarks per sector and CEDAW Baseline: National Strategy on Access to Justice and RANHAM exist Target: 50% of developed Action Plans implemented	BAPPENAS and DEPKUMHAM ; UN agencies (monitoring), NGOs, National Human Rights Institutions, DEPKUMHAM (UNDP, UNFPA and UNICEF)	Annual reporting (UNFPA)	A) 2010 Census and government surveys take place as expected. Local Governments continue to undertake research as part of development of local regulations	BPS, BKKBN, Universities, MoH, BAPPENAS	7	TBD TBD	UNFPA

<p>Enhanced service provider capacity to prevent and address social protection needs of vulnerable populations, particularly women and girls</p>	<p>Indicator: Number of districts providing integrated services for women and children survivors of abuse, violence, exploitation and trafficking in compliance with the MSS Baseline: none in compliance Target: TBD number of selected districts offer women and child protection services in compliance with minimum standard of services</p> <p>Indicator: Percentage of frontline law enforcement officers, prosecutors and judges that have been trained to handle VAWC, trafficking and related transnational crime cases Baseline: TBC Target: 100% services providers in Papua, Aceh and NTT</p> <p>Indicator: Number of Provinces with policies reducing violence against children in schools. Baseline: TBC Target: TBD</p> <p>Indicator: Number of policies, systems and guidelines developed to ensure that Orphans and Vulnerable Children (OVCs) have access to basic social services and safety nets on an equitable basis Baseline: TBC Target: TBD</p>	<p>DEPSOS, KPP, project documents and annual assessment record (UNICEF and UNFPA)</p> <p>Indonesian National Task Force to Combat Trafficking in Persons, Attorney General Office Supreme Court, Indonesian National Police (UNODC, UNICEF and UNFPA)</p> <p>Program Report (UNICEF)</p> <p>Annual Report (UNICEF)</p>	<p>A) The trained designated officers, protection and welfare workers will remain in place; government is committed to develop more sustainable training system; national law enforcement and prosecution authorities have sufficient will and resources to prioritize combating the crime of trafficking in persons; relevant agencies are willing to cooperate with cross-border counterparts to respond to trafficking and related transnational crime cases</p> <p>R) Trained officers are re-located</p>	<p>MoWEP, MOSA Province Education Office Indonesia National Police Supreme Court Attorney Office NGOs</p>	<p>1.5 1.3 2.5 0.75 0.1</p>	<p>UNFPA UNICEF UNODC IOM UNIFEM (PART OF UN WOMEN)</p>
<p>Support services for migrant workers before, during and after overseas work are strengthened, and social protection to prevent trafficking and HIV vulnerability available</p>	<p>Indicator: Number of help desks (offering paralegal and psychological counseling and referral services) that provide services to Indonesian migrant workers communities at the destination countries Baseline: To be confirmed Target: 24 help desks and 26 citizen services (2014)</p> <p>Indicator: Number of Indonesian representative organizations for migrant workers with affiliations and coordination mechanism with CSOs in destination countries Baseline: to be confirmed Target: to be determined</p>	<p>Ministry of Foreign Affairs report and Annual Report (ILO)</p> <p>Annual Report (ILO)</p>	<p>A) Gol continues to be committed to protect the rights of Indonesian migrant workers</p>	<p>MOFA NGOs - Migrant Workers Association Min.of Labor</p>	<p>2 TBD TBD</p>	<p>IOM ILO UNIFEM (PART OF UN WOMEN)</p>

<p>Enhanced service provider capacity to prevent and address social protection needs of vulnerable populations, particularly women and girls</p>	<p>Indicator: Number of districts providing integrated services for women and children survivors of abuse, violence, exploitation and trafficking in compliance with the MSS Baseline: none in compliance Target: TBD number of selected districts offer women and child protection services in compliance with minimum standard of services</p> <p>Indicator: Percentage of frontline law enforcement officers, prosecutors and judges that have been trained to handle VAWC, trafficking and related transnational crime cases Baseline: TBC Target: 100% services providers in Papua, Aceh and NTT</p> <p>Indicator: Number of Provinces with policies reducing violence against children in schools. Baseline: TBC Target: TBD</p> <p>Indicator: Number of policies, systems and guidelines developed to ensure that Orphans and Vulnerable Children (OVCs) have access to basic social services and safety nets on an equitable basis Baseline: TBC Target: TBD</p>	<p>DEPSOS, KPP, project documents and annual assessment record (UNICEF and UNFPA)</p> <p>Indonesian National Task Force to Combat Trafficking in Persons, Attorney General Office Supreme Court, Indonesian National Police (UNODC, UNICEF and UNFPA)</p> <p>Program Report (UNICEF)</p> <p>Annual Report (UNICEF)</p>	<p>A) The trained designated officers, protection and welfare workers will remain in place; government is committed to develop more sustainable training system; national law enforcement and prosecution authorities have sufficient will and resources to prioritize combating the crime of trafficking in persons; relevant agencies are willing to cooperate with cross-border counterparts to respond to trafficking and related transnational crime cases</p> <p>R) Trained officers are re-located</p>	<p>MoWECP, MOSA Province Education Office Indonesia National Police Supreme Court Attorney Office NGOs</p>	<p>1.5 1.3 2.5 0.75 0.1</p>	<p>UNFPA UNICEF UNODC IOM UNIFEM (PART OF UN WOMEN)</p>
<p>Support services for migrant workers before, during and after overseas work are strengthened, and social protection to prevent trafficking and HIV</p>	<p>Number of help desks (offering paralegal and psychological counseling and referral services) that provide services to Indonesian migrant workers communities at the destination countries Baseline: To be confirmed Target: 24 help desks and 26 citizen services (2014)</p> <p>Indicator: Number of Indonesian representative organizations for migrant workers with affiliations and coordination mechanism with CSOs in destination countries Baseline: to be confirmed Target: to be determined</p> <p>Indicator: Number of migrant worker sending areas communities that receive training, information and orientation services to migrant workers from CSOs, government agencies, and/or labor unions. Baseline: To be confirmed Target: 51 communities in targeted sending areas</p>	<p>Ministry of Foreign Affairs report and Annual Report (ILO)</p> <p>Annual Report (ILO)</p> <p>Annual Report (ILO and UNIFEM (PART OF UN WOMEN))</p>	<p>A) Gol continues to be committed to protect the rights of Indonesian migrant workers</p>	<p>MOFA NGOs - Migrant Workers Association Min. of Labor</p>	<p>2 TBD TBD</p>	<p>IOM ILO UNIFEM (PART OF UN WOMEN)</p>

	<p>Indicator: Number sending communities with established mechanism for reintegration, livelihood and financial education services for returning migrant workers and their families. Baseline: to be confirmed Target: 51 local migrant workers sending communities provide reintegration, livelihood and education services for returning migrant workers.</p> <p>Indicator: Number of community based organisations handling cases of abuse of migrant workers effectively after training on access to justice. Baseline: to be confirmed Target: targeted CBOs in key villages in Kuningan, Malang, Blitar, Cilacap, Banyumas and Cirebon</p>	<p>Ministry of Manpower and Transmigration, BNP2TKI, Foreign Affairs, Economic Affairs, Migrant Workers Associations: SBMI, SMS (ILO)</p> <p>UNIFEM (PART OF UN WOMEN) database (to be set up by mid 2011)</p>			
<p>Increased availability and access to high quality information on women and child protection</p>	<p>Indicator: National women and child protection information management system established Baseline: Not established Target: Established</p>	<p>Assessment report, Government report, National Commission for Child Protection's Annual Report, National Commission for Violence Against Women's Annual Report (UNICEF and UNFPA)</p>	<p>A) All stakeholders involved in protection of women and children will be committed to development of national information system and will update, analyze and share information regularly.</p> <p>R) Stakeholders may not be committed to maintaining, updating and sharing information</p>	<p>MoWECP Komnas Perempuan KPAl Supreme Court Min. of Law and Human Rights BPS</p>	<p>0.5 0.25</p> <p>UNICEF UNFPA</p>
<p>National and local governments have increased capacities to develop and implement legal and policy instruments for the protection of human rights and access to justice</p>	<p>Indicator: Draft amendment of Child Protection Law and a Gender Equality Law available which are in compliance with international standards and with provisions for clear conceptual mandates and comprehensive services Baseline: Existing Child Protection Law lacks clear mandates and provisions for comprehensive services; there is no Gender equality Law aside of the law 4/1984 on domestication of CEDAW. Target: Amendment of Child Protection Law and a new Gender Equality Law drafted and CSOs advocated the law to policy makers in selected areas</p> <p>Indicator: Number of access to justice surveys, data records, and assessments that include data on challenges faced by poor, vulnerable and marginalized people in accessing justice with data disaggregated. Baseline: Results of UNDAF 2006-2010 end line surveys in targeted areas Target: tbd number of provinces/ districts with disaggregated data</p>	<p>Annual Report (UNDP, UNFPA, UNICEF and UNIFEM (PART OF UN WOMEN))</p> <p>Annual Report (UNDP, ILO and UNIFEM (PART OF UN WOMEN))</p>	<p>A) Public aspiration is translated into the draft law and the process is open to the public. The Supreme Court has the mandate to revoke discriminatory law, the judges understand fully human rights principles and international conventions signed and ratified by Indonesia.</p> <p>R) Not all child and women entities represented in the public dialogue, not enough fund to support public dialogue, feedbacks remains as document.</p> <p>R) The Supreme Court only looks into the process of drafting the Perdas, not into the content of the Perda.</p>	<p>DPRD, Komnas Perempuan</p>	<p>0 0.5 TBD 1 TBD</p> <p>UNDP UNFPA UNIFEM (PART OF UN WOMEN) ILO UNICEF</p>

<p>Legal empowerment of poor, vulnerable and marginalized people, particularly women and PLHIV, at community level in selected provinces, to claim, defend and advocate for their rights</p>	<p>Indicator: Number of districts with local regulations (Perda) that violate CEDAW principles. Baseline: 154 bylaws identified by Komnas Perempuan Target: 0</p> <p>Indicator: Number of districts and provinces that developed local regulations (e.g. Perda) to support maternity protection at work (both public and private sector) in compliance with ILO Convention 183 Baseline: Null Target: TBD number of selected areas</p>	<p>Annual report Komnas Perempuan (UNFPA and UNIFEM (PART OF UN WOMEN))</p> <p>Local Government records, Annual programme report (ILO)</p>	<p>Annual report Komnas Perempuan (UNFPA and UNIFEM (PART OF UN WOMEN))</p> <p>Local Government records, Annual programme report (ILO)</p>	<p>Min of Law and HR LBH MoWECP</p>	<p>TBD 1 0.25 0.1</p>	<p>UNDP ILO UNFPA UNIFEM (PART OF UN WOMEN)</p>
<p>Legal empowerment of poor, vulnerable and marginalized people, particularly women and PLHIV, at community level in selected provinces, to claim, defend and advocate for their rights</p>	<p>Indicator: Percentage of people with an understanding of legal rights among target groups in target areas Baseline: tbc through baseline survey; Target: 30% increase in understanding of legal rights among target groups in target areas</p> <p>Indicator: Percentage increase in use by targeted populations of legal services, public complaint mechanisms, and referral mechanisms; Baseline: TBC number of legal services, public complaint mechanisms, and referral mechanisms used by target populations Target: Percentage increase in cases submitted to 1) public complaint mechanisms; 2) referral mechanisms; and/or 3) paralegal services and legal aid in target areas;</p> <p>Indicator: Number of districts implementing package of support for juvenile justice to address children in contact with the law in a holistic and therapeutic manner. Baseline: TBD Target: TBD</p>	<p>Baseline and endline survey (UNDP, ILO, UNFPA)</p> <p>Baseline and endline surveys (ILO)</p> <p>Annual Report (UNICEF)</p>	<p>A) Legal Aid Institution is available up to district level, funds allocated for the poor to access legal aid services, advocates and paralegals are well trained and available up to district level.</p> <p>R) No funds allocated to support free legal aid services for the poor and survivors of gender based violence; no advocates at district level</p>	<p>Min of Law and HR LBH MoWECP</p>	<p>TBD 1 0.25 0.1</p>	<p>UNDP ILO UNFPA UNIFEM (PART OF UN WOMEN)</p>

<p>Strengthened capacity of judicial and law enforcement institutions, national human rights institutions and agencies, and legal aid providers to protect and uphold the rights and interests of poor, vulnerable, and marginalized people</p>	<p>Indicator: National law and international human rights standards including technical guidance on their application mainstreamed into relevant training institutions' curricula Baseline: Not mainstreamed Target: Mainstreamed and include technical guidance on application</p> <p>Indicator: Number of procedures/mechanisms adopted by judicial and law enforcement institutions that strengthen the protection and rights of vulnerable groups. Baseline: TBD Target: TBD</p> <p>Indicator: Number of courts comply to SK 144 requirements Baseline: Standard SK 144 training materials prepared in 2009; Aceh High Court appointed a Public Information Officer, has a functioning website and information desk for sharing information on courts procedures and cases status Target: Targeted courts fully comply to SK 144 requirements</p>	<p>Legal aid providers; records of judicial institutions; police records, curriculums of national training institutions (Supreme Court judicial training institute, Police) (UN agencies M&E - ILO, UNDP, UNIFEM (PART OF UN WOMEN), UNICEF)</p> <p>Annual Report (UNDP)</p> <p>Annual Report (UNDP)</p>		<p>TBD 0.5 0.25 1.5 0.1</p>	<p>UNDP UNFPA ILO IOM UNIFEM (PART OF UN WOMEN)</p>
<p>Strengthened capacity of non-formal dispute resolution mechanisms and forums to be more accessible and to provide justice in line with human rights standards</p>	<p>Indicator: number and % of villages/sub-districts with non-formal dispute resolution mechanism and forums that are accessible to target groups Baseline: TBD Target: Percentage increase in use of non-formal dispute resolution mechanism/forum per target sector in selected areas</p> <p>Indicator: Percentage of women in Adat justice councils, and (if established) Truth and Reconciliation Commissions in target areas Baseline: Zero % women represented in Adat justice councils in Aceh and high levels of resistance to the inclusion of women among Adat leaders; Target: Balanced representation in each targeted council</p>	<p>Annual Report (UNDP)</p> <p>Annual Report (UNDP)</p>		<p>TBD 0.25 0.25 TBD</p>	<p>UNDP UNFPA ILO UNIFEM (PART OF UN WOMEN)</p>

Outcome 4: DRR / Resilience

Increased national resilience to disasters, crisis and external shocks by 2015

Outcome/Outputs	Indicators, Baseline, Target	Means of verification	Risk and Assumptions	Role of partners	Resource Mobilization targets (US\$ millions)	Agency
<p>Sub-Outcome 8: Conflict prevention/management and peace consolidation policies and capacities at decentralized and levels in all conflict prone areas strengthened</p>	<p>Indicator: Number of violent communal conflicts Baseline: TBC Target: 20% reduction from the baseline</p> <p>Indicator: Policy framework on conflict prevention and conflict resolution with specific reference to vulnerable groups adopted by GoI Baseline: None Target: 6 policy framework and legal instruments adopted at the national and sub national level</p>	<p>WB VICS report, Menneg PP, MOHA, Min. of Social Affairs, Police reports (UNDP)</p> <p>Ministry of Law and HR, Ministry of Home Affairs, Local Government-Bureau of Law, (UNDP)</p>	<p>A) Government priorities remain the same, Local government buy-in to the conflict prevention framework,</p> <p>R) Major violent conflicts or natural disaster break out</p>	<p>MOHA, Min. of Social Affairs, National Police, Ministry of Law and HR, Ministry of Home Affairs</p>	<p>16 0.25 TBD</p>	<p>UNDP UNFPA UNIFEM (PART OF UN WOMEN)</p>
<p>Enhanced capacity of communities to prevent and mitigate conflicts</p>	<p>Indicator: Number of Community Early Warning System groups/forums, with balanced representation from women and indigenous groups, implement CBEWS Plan of Action Baseline: None Target: All selected areas have at least 30% participation of indigenous groups, women and youth in CBEWS forums and implemented Plan of Action</p>	<p>MOHA, Social Affairs, Infokom, Kesbanglinmas, Badan PP & PA, Lembaga Perlindungan Anak, M&E report (UNDP)</p>	<p>A) Community's buy-in, Government capacity to support the system</p> <p>R) Poor representation of disadvantaged and vulnerable groups, interference for political interests, the system is not user friendly</p>	<p>Ministry of Home Affairs, Social Affairs</p>	<p>16 0.125 TBD</p>	<p>UNDP UNFPA UNIFEM (PART OF UN WOMEN)</p>
<p>Increased awareness of non-violent means for conflict resolution mainstreamed into formal and non-formal mechanisms, including media, religious organizations and youth.</p>	<p>Indicator: Number of districts utilise local school curriculum and community based learning materials on non-violent conflict resolution Baseline: 2 districts in Maluku province Target: All targeted districts in target provinces</p> <p>Indicator: Level of knowledge on non-violent conflict resolution and ways to participate in conflict prevention among school age students in target areas Baseline: tbc through baseline Target: 50% of target groups in target districts</p>	<p>Dinas Pendidikan, Kanwil Depag, media Baseline survey (UNDP/ UNICEF)</p> <p>Dinas Pendidikan, Kanwil Depag, media Baseline survey (UNDP/ UNICEF)</p>	<p>A) Buy-in from the local government and the institutions, active participations of target groups, curriculum designed by reputable experts</p> <p>R) Curriculum/ materials are not suited to local conditions; political and religious interference</p>	<p>Ministry of Education</p>	<p>TBD TBD TBD</p>	<p>UNDP UNICEF UNIFEM (PART OF UN WOMEN)</p>

<p>Conflict Management Bill and policies are developed through participatory methods and address the needs and participation of vulnerable groups including women as peace actors; and the protection of women, children and indigenous groups</p>	<p>Indicator: Conflict Management Bill draft available Baseline: Draft Bill and Academic Paper are ready for discussion at the National Parliament Target: Final draft of Bill is gender-responsive. Advocacy undertaken to parliament members on the conflict Management Bill. Upon passing, the Conflict Management Bill will have been disseminated to all target provinces and target districts.</p> <p>Indicator: Number of districts where Sub National Action Plan on Conflict Management, which address the specific needs of vulnerable groups including former combatants, women, children and indigenous people, is developed, disseminated and advocated. Baseline: None Target: TBD number of target districts</p>	<p>Ministry of Law and HR, National Parliament, State Secretary, Media publication/media report, anti GBV coalition, Ministry of Women's Empowerment, KOMNAS PEREMPUAN, KPAI (UNDP/UNFFPA)</p> <p>Annual Report (UNDP)</p>	<p>A) The draft is included in the National Legislative Agenda (Prolegnas) 2009-2014, active participation from the civil society R) The draft bill is rejected</p>	<p>Ministry of Law and HR, National Parliament, State Secretary, Ministry of Women Empowerment, KOMNAS PEREMPUAN, KPAI</p>	<p>0.125 TBD TBD</p>	<p>UNFFPA UNDP UNIFEM (PART OF UN WOMEN)</p>
<p>Conflict sensitivity mainstreamed into decision making and participatory planning processes</p>	<p>Indicator: Mechanisms to strengthen consultation and participation of indigenous groups in decision-making processes that affect their rights and interests are established Baseline: No mechanism available Target: Mechanism established and 16 consultation forums active</p> <p>Indicator: Number of villages where Musrenbang process applies the principles of "do no harm" principle and the principles of good governance Baseline: Guidelines on Conflict Sensitive Musrenbang available Target: All target villages apply the guidelines in their respective Musrenbang process</p>	<p>Bappenas, Bappeda, Infokom, Village Record, Regional Representative Council, AMAN, M&E report (UNDP)</p> <p>Bappenas, Bappeda, Infokom, Village Record, Regional Representative Council, AMAN, M&E report (UNDP)</p>	<p>A) buy in from the government and the communities, the concept is well understood, availability of resources to facilitate the multi stakeholder forums, R) The system is inaccessible to target groups, the system is not accepted and trusted, under representation of certain groups</p>	<p>BAPPENAS, AMAN</p>	<p>TBD</p>	<p>UNDP</p>

<p>Sub-Outcome 9 : Disaster risk reduction, recovery and response capacities in place in disaster prone areas</p>	<p>Indicator: Annual increase in expenditures for the disaster preparedness and response policy development Baseline: Budget 2010 TBC Target: Annual increase TBD</p> <p>Indicator: Percentage of sectoral agencies develop and implement DRR policies Baseline: TBD Target: 60%</p> <p>Indicator: Number of districts developed CBDRM that are in compliance with standardized guidelines Baseline: Standardized guidelines not available yet Target: 60 Districts</p> <p>Indicator: Number of districts allocate budget for DRR Action Plan, DMP, DRR-AP, CP, RP and RCP. Baseline: to be consulted with GoI Target: All selected areas</p>	<p>BAPPENAS + BNPB Hyogo Framework for Action Annual Report, Government annual plans (UNDP)</p> <p>Sectoral Policy Documents, Sectoral agencies, National Action Plan on DRR (UNDP)</p> <p>CBDRM website/annual symposium; District Authorities CBDRM Thematic Platform (UNDP)</p> <p>District annual work plan (RKPD) Targeted District Authorities (UNDP)</p>	<p>A) Government's continued commitment to develop, enact and fund implementation of DRR, recovery and response regulations, standards and guidelines. Target province and districts have established BPBDs</p> <p>R) National and local governments and parliaments take a long time to endorse the policies, regulations, action plans and established BPBD.</p>	<p>8 5 1.5 2.5 0 2.5 TBD TBD</p>	<p>UNDP UNOCHA/ UN TWG DRR UNFPA WFP, UNV WHO/ UNOPS* IOM UNICEF</p>
<p>Regulations and mechanisms for implementation of DM Law operational and common standards and tools in place for early warning, assessment, response and recovery</p>	<p>Indicator: Percentage of regulations, standards, guidelines and mechanisms (including early warning) in line with HFA-DRR requirements, international response/recovery standards in disaster mitigation and early recovery Baseline: (tbd UNDP and OCHA) Target: 100%</p> <p>Indicator: Integrated cross-sector government standards on emergency response and recovery in place and operational. Baseline: Null Targets: Standards approved and applied by 2012.</p> <p>Indicator: Common government standards and tools for early warning system, assessment, emergency response and recovery are in place and in line with the international human rights principles and conventions Baseline: Not in place Target: In place</p>	<p>BNPBF HFA Report (UNDP)</p> <p>BNPBF regulations Rehab and Recont. Guidelines (UNDP, UNFPA, WHO/UNOPS, UNOCHA)</p> <p>Early Warning Guidelines (UNDP)</p>	<p>A) Risk assessments prepared and endorsed; Willingness of sectoral agencies to fund and collaborate on early warning systems and mechanisms; Government agencies are willing and committed to collaborate and share information on DRR, climate change, conflict and endemic disease monitoring/prevention; Gender experts are consulted during the formulation of ancillary regulation, standards and guidelines R) BPBDs are not established or are ineffective;</p>	<p>1.25 5 0.75 TBD</p>	<p>UNFPA UNOCHA/UN TWG-DRR IOM WHO/ UNOPS*</p>

<p>Practitioners have strengthened capacity and access to best practices to support the implementation and coordination of DRM at national and local levels</p>	<p>Indicator: Mechanism to share DRM best practices, lessons learned knowledge and technical guidance for disaster management reduction and recovery are in place for DM volunteers, selected government and non-governmental institutions and higher education institutions Baseline: Mechanism not in place Target: Mechanism in place</p>	<p>BNPB Training Modules, DM Volunteer Database, Interview Report Directorate General of Higher Education – Ministry of National Education (UNDP and UNESCO)</p>	<p>A) DRR fora have resources to maintain their agenda R) Forum's recommendations are not incorporated into decision making process.</p>	<p>BNPB Planas PRB</p>	<p>2 0.5 0.5</p>	<p>UNDP IOM UNESCO</p>
<p>Communities and practitioners are empowered to undertake disaster risk reduction, recovery and response based on local wisdom and volunteerism and identify vulnerable groups for protection in disasters</p>	<p>Indicator: Number of piloted districts with communities that plan, implement, and monitor DRR projects based on agreed CBDRM guidelines, scientific evidence and local wisdom Baseline: Null Target: Communities in 60 districts implement DRR projects.</p> <p>Indicator: Number of districts with systems and mechanisms to protect communities and vulnerable groups (i.e. children, pregnant lactating women, disabled people, elderly) during crisis in place Baseline: 0 districts Target: TBD districts</p>	<p>Annual CBDRM Symposium District Authorities CBDRM thematic platform (UNDP) Interview/Survey/Data Review BNPB (UNDP and UNOCHA) Interview/assessment National and District Authorities Indonesian Disaster Data and Information/ Data dan Informasi Bencana Indonesia (DIBI) (UNDP and UNOCHA) Beneficiary survey/Interview Affected Local DM authorities (UNDP and UNOCHA)</p>	<p>A) Traditional knowledge is confirmed and documented.</p>	<p>BNPB, BPBD, Bappeda, MPBI</p>	<p>TBD 0.75 0.25 0.25 TBD</p>	<p>UNDP IOM UNFPA UNESCO WHO*</p>
<p>Communities and practitioners are empowered to undertake disaster risk reduction, recovery and response based on local wisdom and volunteerism and identify vulnerable groups for protection in disasters</p>	<p>Indicator: Number of pilot districts with a functioning community level disaster management information system that has disaggregated data on sex, age, and most vulnerable groups through active participation of vulnerable groups Baseline: 0 districts have established community level disaster management information system Targets: 60 districts – to be consulted with Gol</p> <p>Indicator: Percentage of districts in crisis/disaster affected areas with community level recovery plans that are designed, implemented, and monitored in a way that ensures participation and protection of vulnerable groups Baseline: TBC Targets: 60% of disaster affected districts - to be consulted with Gol</p>	<p>Interview/assessment National and District Authorities Indonesian Disaster Data and Information/ Data dan Informasi Bencana Indonesia (DIBI) (UNDP and UNOCHA) Beneficiary survey/Interview Affected Local DM authorities (UNDP and UNOCHA)</p>	<p>A) Traditional knowledge is confirmed and documented.</p>	<p>BNPB, BPBD, Bappeda, MPBI</p>	<p>TBD 0.75 0.25 0.25 TBD</p>	<p>UNDP IOM UNFPA UNESCO WHO*</p>

<p>Implementation and enforcement of DRR practices in relevant sectors, with best practices shared for replication</p>	<p>Indicator: DRR standards, guidelines and practices in relevant sectors (including Education, Health, Housing and Infrastructure, Agriculture and Fisheries, Environment, Transportation and Logistics) implemented. Baseline: DRR standards, guidelines and practices not available Target: relevant sectors have implemented the standards, guidelines and practices</p> <p>Indicator: Number of schools and their community with disaster preparedness programmes and plan Baseline: 50 schools and their communities Targets: 100 schools and their communities have programmes and plan</p> <p>Indicator: Standards, guidelines, and regulatory framework established to protect historical buildings, vernacular architecture, and cultural properties from disaster. Baseline: None available Targets: Standards, guidelines, and regulatory framework available and disseminated</p> <p>Indicator: Number of airports applying standardized preparedness plans for disaster response. Baseline: Null, Standardized airport preparedness plans for disaster response not available Target: 17 airports (Aceh, Mdn, Pdg, Bngkulu, Jkt, Smrg, DIY, SBY, Pontianak, Balikpapan, Makassar, Manado, Ambon, Kupang, Sorong, Jaya Pura, Merauke) with disaster preparedness plan.</p> <p>Indicator: Number of UPT (logistics depot) operates with standard logistics procedures. Baseline: TBD by BNPB Target: Number TBD by BNPB</p> <p>Indicator: Early Warning on Natural Disasters continues functioning and monthly EW Bulletins produced. Baseline: TBC Target: TBD</p>	<p>DRR standard guidelines for each sector (UNDP)</p> <p>Reports, documentation, and publication of project activities (UNESCO)</p> <p>Reports and documentations on guidelines and standards development (UNESCO)</p> <p>Assessment report/Interview Directorate of Airport Management – Ministry of Transportation–Airport Authorities (UNDP)</p> <p>Annual project report (WFP)</p> <p>Food Security Agency and Offices, LAPAN, BMKG (WFP)</p>	<p>A) BNPB coordinate the development of sectoral DRR guidelines including a policy on volunteerism. Government’s counterparts are willing to take over the analysis and reporting by 2015. Funding is sufficient for counterpart capacity building.</p> <p>R) BNPB and each sectoral develop their own guidelines.</p>	<p>BNPB, Sectoral agencies, Food Security Agency and Offices, LAPAN, BMKG</p>	<p>6 2.5 0.5 1 TBD</p>	<p>UNDP WFP IOM UNESCO WHO*</p>
--	---	---	---	---	--	---

*WHO committed to provide technical support and other resources will be based on available funds from its biennium country budget and Voluntary Contributions (VC). UNOPS to support in coordination with other UN agencies civil works and physical infrastructure development, including related capacity development activities.

<p>Sub - Outcome 10 : Reduced vulnerability to external shocks</p>	<p>Indicator: Coordination mechanism to manage, analyze and utilize related data established Baseline: Mechanism not established and policy responses for addressing vulnerabilities and crisis not centrally coordinated Target: Mechanism established and policy responses centrally coordinated</p>	<p>Project Report (UNDP)</p>	<p>A) Government's continued commitment to develop, enact and fund implementation of mechanism to reduce vulnerability to external shocks R) Decision on institutional arrangement of coordination mechanism is delayed</p>	<p>Bappenas, Coordination Ministry for People's Welfare, Ministry of Home Affairs, Central Bureau of Statistics, Ministry for Economic Affairs</p>	<p>2</p>	<p>UNDP</p>
<p>Increased capacity to manage, analyze and utilize data to protect the most vulnerable against external shocks</p>	<p>Indicator: Crisis and Vulnerability Monitoring and Response Unit established Baseline: Not established Target: Established Indicator: Data on crisis impact, vulnerability and government response regularly collected and analyzed Baseline: Data not regularly collected Target: Data regularly collected and utilized for policy response</p>	<p>Project Report (UNDP) Project Report (UNDP)</p>	<p>A) Continued support for the establishment of the Crisis and Vulnerability Monitoring and Response Unit R) Collection of data is delayed</p>	<p>Bappenas, Coordination Ministry for People's Welfare, Ministry of Home Affairs, Central Bureau of Statistics, Ministry for Economic Affairs</p>	<p>2</p>	<p>UNDP</p>

Outcome 5: Climate Change and Environment

Strengthened climate change mitigation and adaptation and environmental sustainability measures in targeted vulnerable provinces, sectors and communities.

Outcome/Outputs	Indicators, Baseline, Target	Means of verification	Risk and Assumptions	Role of partners	Resource Mobilization targets (US\$ millions)	Agency
Sub-Outcome 11: Strengthened capacity for effective climate change mitigation and adaptation, including ecosystems and natural resources management and energy efficiency	Indicator: Carbon dioxide emissions per capita (metric tons) Baseline: 1.34 metric (2007) Target: Reduced Indicator: Proportion of intact ecosystems 1) Proportion of forest cover; 2) Forest degradation rate; 3) Biodiversity index; 4) Water quality Baseline: To be obtained Target: To be obtained in consultation with LIPI, KLH, Forestry	Technical ministry reports (Ministry of Forestry, KLH; Ministry of Agriculture; Min. Health) (UNDP) Ministry of Forestry Reporting; National Council for Climate Change (DNPI) reporting on national carbon emissions. (UNESCO and UNEP) Availability of plan (UNESCO)	A) Government remains committed to climate change environmental measures; and committed to consider different needs of groups within the communities to adapt and mitigate impact of climate change R) Lack of coordination between central and local governments as well as between agencies within the central government lead to confusion and disagreements concerning carbon emissions and natural resource management.	BAPPENAS, Ministry of Environment, Ministry of Forestry, Ministry of Agriculture, Ministry of Fisheries and Marine Affairs, National Council for Climate Change, local governments, private sector	25 5.6 0.25 5.5 2.0 14.5 16.25 8.62 9.75 0.5 5.2	WFP UNDP/ UNEP/FAO UNFPA UNESCO UNODC UNEP UNIDO UNDP ILO IOM FAO
National level, selected vulnerable provinces/districts, and sectors develop climate sensitive development plans and policies in participatory manner in multi-sector and integrated approach linking population dynamics, gender parameters, and climate change	Indicator: Number of targeted areas and sectors that through multi-sectoral participatory approach have developed and implemented climate sensitive development plans and policies that take interlinkages of population dynamics, gender dimension and climate change into consideration Baseline: None of the target areas and sectors Target: TBD	Annual project report (UNDP, UNEP and, UNFPA)	A) There will be an integrated and coordinated effort to produce and implement national and local climate sensitive development plans ; Government committed to facilitate information flow and 'connectivity' among the various potential actors in the country regarding the carbon market	BAPPENAS, Ministry of Finance, Ministry of Environment, Ministry of Forestry, Ministry of Agriculture, Ministry of Fisheries and Marine Affairs, National Council for Climate Change, local governments	5.6 0.125 1.5 0.5 1 0.5 0.1	UNDP/ UNEP/FAO UNFPA UNESCO UNICEF ILO IOM FAO

<p>Increased capacity of targeted stakeholders to access financing mechanisms to support climate change adaptation and mitigation in selected areas (e.g. joint UNREDD)</p>	<p>Indicator: Number of scientific information resources, policy papers and advocacy strategies developed and made available for local partners to study and evaluate the impacts of climate variability/change on populations with a special focus on women and indigenous groups Baseline: 0 Target: tbd</p> <p>Indicator: Number of schools adopt green school program Baseline: 23 schools Target: 100 schools</p> <p>Indicator: Number of media organisations/media professionals trained on climate change issues. Baseline: 0 Target: 60 media professionals from various media organisations</p> <p>Indicator: Number of targeted areas and sectors that through multi-sectoral participatory approach have developed and implemented employment intensive climate sensitive development programs.</p> <p>Indicator: Number of trainings to develop capacity within the country's various stakeholders, but with particular focus on rural communities, NGOs and government staff working directly with communities, with the aim to improve connectivity, transparency and awareness of forest-related voluntary carbon market opportunities.</p>	<p>Annual project report (UNICEF and UNFPA)</p> <p>Annual project report (UNESCO)</p> <p>Data from Indonesian Journalists' Association (PWI) (UNESCO)</p> <p>All multilateral donor activities reports accessed through ILO, Annual project report (ILO)</p> <p>Ministry of Forestry Report (FAO)</p> <p>Annual project report (UNDP, UNEP and FAO)</p>	<p>R) Lack of coordination between central and local governments as well as between agencies within the central government lead to confusion and disagreements concerning climate sensitive development plans; Inadequate organization of communities through which community-managed forest carbon payments can be channelled.</p>	<p>BAPPENAS, Ministry of Finance, Ministry of Environment, Ministry of Forestry, Ministry of Agriculture, Ministry of Fisheries and Marine Affairs, National Council for Climate Change, local governments</p>	<p>3 0.6</p>	<p>UNESCO UNEP</p>
---	---	---	---	--	------------------	------------------------

<p>Policy/legal/institutional framework strengthened for implementation of major MEAs and so maintain key ecosystems, biological diversity, and sustainable management of natural resources</p>	<p>Indicator: Number of replicable models of climate change mitigation created, and households supported in priority provinces through Food-for-Work, Cash-for-Work, Food-for-Training. Baseline: 2 projects in NTB and NTT Target: 2 projects per year</p> <p>Indicator: Tracking information systems available on: forest cover; biodiversity loss (CBD); GHG emissions (UNFCCC); status of World Heritage Sites (WHC); wildlife trade (CITES); reduction and elimination on POPs (Stockholm Convention on POPs); HCFC phased out (Montreal Protocol on ODS/Ozone Depleting Substance) Baseline: Not available yet Target: Tracking system available</p> <p>Indicator: Fishing technologies and practices improved, environmentally friendly fishing management systems developed and adopted by capture fisheries industry. Baseline: Existing fishing technologies and practices not efficient and not environmental friendly Target: fishing technologies and practices efficient and environmental friendly</p>	<p>Annual Report (WFP)</p> <p>Project Report and Reports Ministry Environment, Forestry, Fisheries, and National Implementation Plan (NIP) on POPs (UNIDO, UNEP, UNESCO)</p> <p>Project report and Report from Ministry of Marine Affairs and Fisheries (FAO)</p>	<p>A) The Government and various outside agencies are continually tracking related information and are actively participating; The government is committed to use of more environmentally friendly fishing practices and improved management can reduce the negative impacts of fishing on the environment</p> <p>R) Central mechanisms for national compliance not in place or ineffective; Lack of enforcement of regulation on By-Catch Reduction management</p>	<p>25 10 1 1.5 TBD</p>	<p>BAPPENAS, LIPI, Ministry of Environment, Ministry of Forestry, Ministry of Agriculture, Ministry of Fisheries and Marine Affairs, National Council for Climate Change</p>	<p>WFP UNIDO UNESCO FAO UN-HABITAT</p>
<p>Private-public and multi-stakeholder partnerships are created in target areas and sectors to build a stronger participatory natural resource management and climate resilience platform</p>	<p>Indicator: Number of newly established and/or expanded effectively functioning partnerships formed in target areas and sectors through a participatory consultation process Baseline: TBC Target: TBD</p> <p>Indicator: Communities and private sector represented in local/national natural resource and climate resilience training and planning process, including full representation of marginalized communities such as traditional (adat) communities and women Baseline: No training programmes available; no mechanism to involve them during planning process available Target: Active participation of communities and private sector in planning process and Public Consultation forums for new regulations and law enforcement mechanisms</p>	<p>Annual Report (UNDP)</p> <p>Annual Report (FAO, UNEP, UNDP)</p>	<p>A) Both private and public sectors are interested in developing such partnerships</p> <p>R) Too much self-interest by either party and lack of incentives for the private sector to engage in such partnerships lead to a stalemate in partnership development</p>	<p>TBC 2 5 0.3 2 TBD</p>	<p>BAPPENAS, Ministry of Finance, Ministry of Environment, Ministry of Forestry, Ministry of Agriculture, Ministry of Fisheries and Marine Affairs, National Council for Climate Change, local governments</p>	<p>UNDP UNESCO UNEP/GEF UNEP UNICEF UN-HABITAT</p>

<p>Capacities of government systems improved to prevent and combat environmental crimes and illegal pollution</p>	<p>Indicator: Number of officials trained on combating environmental crimes in Papua and selected national agencies Baseline: To be confirmed in 2010 Target:</p> <p>Indicator: Number of programs developed to provide employment/income opportunities to address poverty driven crimes, and numbers of program participants/beneficiaries. Baseline: To be confirmed in 2010 Target: To be determined.</p> <p>Indicator: Number of advancements made in Labour Standards and enforcement in important climate change sectors. Baseline: To be confirmed in 2010 Target: To be determined.</p>	<p>UNODC to carry out baseline survey in 2010 and endline in 2015 (UNODC)</p> <p>Baseline survey regarding poverty and labour issues. (ILO)</p> <p>Baseline survey regarding poverty and labour issues. (ILO)</p>	<p>A) National law enforcement and prosecution authorities have sufficient will and resources to prioritize combating environmental crimes; relevant agencies are willing to cooperate with counterparts to respond to trafficking and related transnational crime cases</p> <p>R) Trained officers are moved to other non-related areas</p>	<p>BAPPENAS, Ministry of Finance, Ministry of Environment, Ministry of Forestry, Ministry of Fisheries and Marine Affairs, local government NGOs, INPS</p>	<p>2 7</p>	<p>UNODC ILO</p>
<p>Increased capacity to implement Sustainable Urban Development and Management</p>	<p>Indicator: Percentage of relevant stakeholders actively involved in inclusive national platform on sustainable urban development that discusses issues on climate change, population growth, health, water, sanitation and employment Baseline: 20% of relevant stakeholders actively involved Target: 80% of relevant stakeholders actively involved</p> <p>Indicator: Number of selected cities implementing Sustainable Urban Development pilot projects, produce local SUD framework and receive support from SUD support facilities Baseline: 0 cities and 0 SUD support facilities established Target: 5 cities implement SUD policy and regulatory framework and 1 national and 5 sun-national SUD support facilities functioning</p> <p>Indicator: Number of scientific information resources, policy papers and advocacy strategies developed and made available for local partners to study and evaluate the impacts of urbanization and change on populations with a special focus on women and indigenous groups. Baseline: 0 Target: TBD</p>	<p>SUD Forum (Program Monitoring and Evaluation), Ministry of Public Works, Bappenas, Ministry of the Environment (ILO)</p> <p>SUD Forum (Program Monitoring and Evaluation), Ministry of Public Works, Bappenas, Ministry of the Environment (ILO)</p> <p>Annual Report (UNFPA, ILO)</p>	<p>A) Government recognizes the urgent need to sustainably develop and maintain cities</p> <p>R) Urban population growth is too rapid even with such sustainable development plans</p>	<p>BAPPENAS, Ministry of Finance, Ministry of Public Works, Ministry of Environment, local governments</p>	<p>6 0.75 0.125 3</p>	<p>UNESCO ILO UNFPA UN-HABITAT</p>

Strengthened capacity among related stakeholders in adopting environmentally sound technology (EST) for efficient production, system optimization, and energy efficiency	Indicator: Number of companies and public institutions in selected areas using energy efficiency and system optimization standards Baseline: 0 number of companies Target: 500 number of companies	Ministry of Energy's Report, Annual project reports and ILO Surveys (ILO and UNIDO)	A) National survey findings and analysis accepted by all stakeholders and enterprises. Targeted industrial plants comply with Energy Management Standards R) Inadequate response on the national survey by targeted enterprises. Insufficient number of enterprises that implement and comply with Energy Management Standards	BAPPENAS, Ministry of Finance, Ministry of Environment, Ministry of Energy & Mineral Resources, local governments	8.62 2.30 1 2 1	UNDP UNIDO ILO UNEP UNICEF
Establishment of micro hydro plants in selected regional/provincial sites	Indicator: Number of families with access to micro-hydro for productive use in targeted pilot areas, with emphasis be given to most vulnerable families such as poor women-headed households Baseline: 0 families Target: 300 families	Ministry of Energy's Report, Annual project reports (UNIDO)	A) Coordination mechanism between MOE and MOI and ITB are agreed upon in terms of respective responsibilities and services R) Insufficient capacity in the stakeholders to absorb and adapt to clean technology system	BAPPENAS, Ministry of Finance, Ministry of Environment, Ministry of Energy & Mineral Resources, local government	0.75	UNIDO
Strengthen Capacity for National Network on Implementation of Resource Efficient Clean Production (RECP) systems, including employment aspects.	Indicator: Number of companies and public institutions in selected areas using cleaner technology system Baseline: 0 companies and public institutions Target: 500 companies and public institutions	BPS, Ministry of Environment and Ministry of Industry Reports, Institute of Technology Bandung (ITB) Report, and Annual Project Report (UNEP, FAO, UNIDO)	A) World economy improves R) Even with an improvement in the global economy, there is resistance to using cleaner technologies due to perceived increased costs to using such technologies	BAPPENAS, Ministry of Industry, Ministry of Environment, Ministry of Energy & Mineral Resources, local governments	3.2	UNIDO

A young woman casting her ballot at an election simulation (UNDP)



ESTIMATED RESOURCE REQUIREMENTS FOR UNPDF IMPLEMENTATION

SELECTED UN CONVENTIONS AND INTERNATIONAL AGREEMENTS

ESTIMATED RESOURCE REQUIREMENTS FOR UNPDF IMPLEMENTATION

UNPDF Outcome	Estimated Resource Requirements (in US\$)
<p>Outcome 1: Social Services</p> <p>Poor and most vulnerable people are better able to access quality social services and protection as per millennium declaration.</p> <p><i>(UNPDF Sub-outcomes: 1, 2)</i></p>	165.600.000
<p>Outcome 2: Sustainable Livelihoods</p> <p>The socio-economic status of vulnerable groups and their access to decent work and productive sustainable livelihood opportunities are improved within a coherent policy framework of reduction of regional disparities.</p> <p><i>(UNPDF Sub-outcome: 3 and 4)</i></p>	254.171.000
<p>Outcome 3: Governance</p> <p>People participate more fully in democratic processes resulting in pro-poor, gender responsive, peaceful, more equitable and accountable resource allocation and better protection of vulnerable groups.</p> <p><i>(UNPDF Sub-outcomes: 5, 6 and 7)</i></p>	106.200.000
<p>Outcome 4: DRR / Resilience</p> <p>Increased national resilience to disasters, crisis and external shocks by 2015.</p> <p><i>(UNPDF Sub-Outcomes: 8, 9 and 10)</i></p>	79.250.000
<p>Outcome 5: Climate Change and Environment</p> <p>Strengthened climate change mitigation and adaptation and environmental sustainability measures in targeted vulnerable provinces, sectors and communities.</p> <p><i>(UNPDF Sub-Outcome 11)</i></p>	196.640.000
TOTAL	801.861.000

Comprehensive results matrix and detailed resource requirements are available on the CD attached.

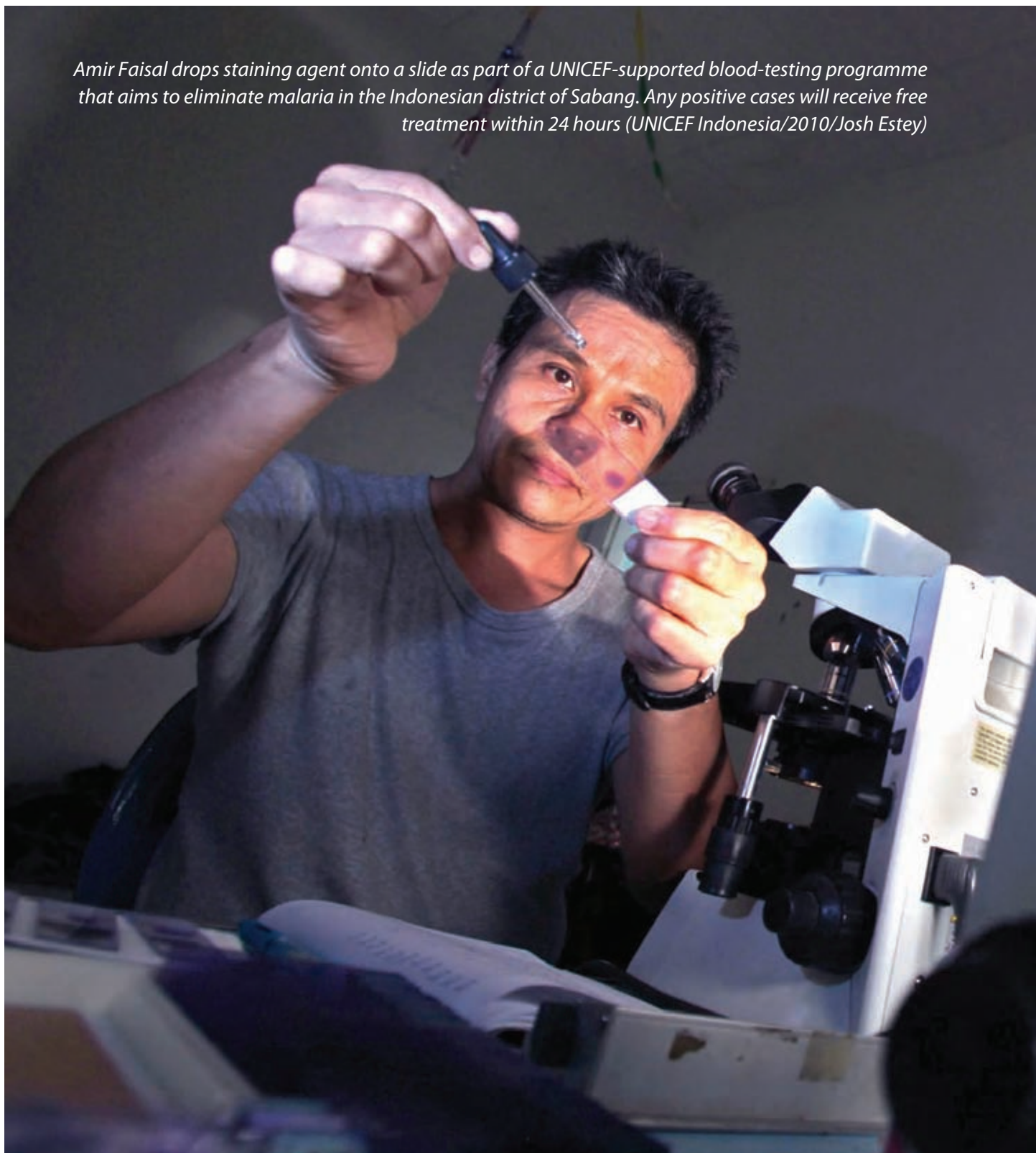
SELECTED UN CONVENTIONS AND INTERNATIONAL AGREEMENTS

The following is a list of selected conventions and international agreements that form the basis of the work of the United Nations:

- Bali Declaration against trafficking and sexual exploitation
- Basel Convention on the Control of Transboundary Movements of Hazardous Wastes and their disposal (1989)
- Convention against Discrimination in Education
- Convention against Torture and Other Cruel, Inhuman or Degrading Treatment or Punishment
- Convention concerning the Protection of the World Cultural and Natural Heritage
- Convention for the Safeguarding of the Intangible Cultural Heritage (2003)
- Convention of the Rights of the child
- Convention on Biological Diversity
- Convention on Elimination of Discrimination against Women
- Convention on Protection and Promotion of Diversity of Cultural Expression
- Convention on the Means of Prohibiting and Preventing the Illicit Import, Export and Transfer of Ownership of Cultural Property
- Convention on the Prevention and Punishment of the Crime of Genocide
- Convention on the Protection of the Underwater Cultural Heritage
- Convention on Technical and Vocational Education
- Convention on the Rights of Persons with Disabilities
- Convention Relating to the Status of Refugees and Protocol Relating to the Status of Refugees
- Covenant Economic, Social and Cultural rights
- Covenant on Civil and Political Rights
- Convention on the Elimination of all forms of Discrimination against Women
- Convention on Wetlands of International Importance especially as Waterfowl Habitat
- Declaration on Fundamental Principles and Rights at Work
- Declaration on the Rights of Indigenous Peoples (UN, 2007)
- ILO Convention No. 29: Forced Labor Convention, 1930
- ILO Convention No. 81: Labor Inspection Convention, 194
- ILO Convention No. 87: Freedom of Association and Protection of the Right to Organize, 1948
- ILO Convention No. 97: Migration for Employment Convention, 194
- ILO Convention No. 98: Right to Organize and Collective Bargaining Convention, 1949
- ILO Convention No. 100: Equal Remuneration Convention, 1951
- ILO Convention No. 102: Social Security (Minimum Standards) Convention, 1952
- ILO Convention No. 105: Abolition of Forced Labor Convention, 1957
- ILO Convention No. 111: Discrimination (Employment and Occupation) Convention, 1958
- ILO Convention No. 122: Employment Policy Convention, 1964
- ILO Convention No. 138: Minimum Age Convention, 1973
- ILO Convention No. 14: Migrant Workers (Supplementary Provisions). 1975
- ILO Convention No. 155: Occupational Safety and Health Convention, 1981

- ILO Convention No. 158: Termination of Employment Convention. 1982
- ILO Convention No. 161: Occupational Health Services Convention, 1985
- ILO Convention No. 182: Worst Forms of Child Labor Convention, 1999
- ILO Convention No. 187: Promotional Framework for Occupational Safety and Health Convention, 2006
- ILO Declaration of Philadelphia on Freedom of Association and Expression
- ILO Declaration on Fundamental Principles and Rights at Work, 1998
- ILO Declaration on Social Justice for a Fair Globalization
- Indigenous and Tribal Peoples Convention, 1989 (ILO 169)
- International Convention on the Elimination of All Form of Racial Discrimination
- International Convention for the Protection of All Persons from Enforced Disappearance
- International Convention on the Suppression and Punishment of the Crime of Apartheid (ICSPCA)
- Kyoto Protocol to the United Nations Framework Convention on Climate Change
- Maritime Labor Convention (2006)
- Montreal Protocol for Ozone Depleting Substances
- Stockholm Convention on Persistent Organic Pollutants (2001)
- The World Heritage Convention
- The 1951 Refugee Convention, Protocol Relating to the Status of Refugees
- United Nation Convention on Biological Diversity
- United Nation Framework Convention on Climate Change
- United Nation Convention against Torture
- United Nation Convention on the Protection of the Rights of all Migrants Workers and Members of their families
- UN Security Council Resolution 1325 for the Protection of Women and Girls from Gender-based Violence in situation of Armed Conflict
- UN Decade of Education for Sustainable Development
- Universal Copyright Convention, with Appendix Declaration relating to Articles XVII and Resolution concerning Article XI
- Universal Declaration on Cultural Diversity (2001)
- Worst Forms of Child Labor Convention (1999)

Amir Faisal drops staining agent onto a slide as part of a UNICEF-supported blood-testing programme that aims to eliminate malaria in the Indonesian district of Sabang. Any positive cases will receive free treatment within 24 hours (UNICEF Indonesia/2010/Josh Estey)



NATIONAL PRIORITIES

NATIONAL PRIORITIES

Priority 1: Reform of the Bureaucracy and Governance

Improving good governance is to be attained through efforts to enhance work performance in an integrated way, which ensures integrity, accountability, compliance with the law, credibility, and transparency. Increasing the quality of public services is supported by government structure that is efficient at the central and regional levels, by adequate capacity of government personnel, and by reliable population data.

Therefore, the core substance of reform of the bureaucracy and governance is the following:

1. Structure: Consolidation of the structure and enhancement of the capacity of ministries and government agencies that handle the state apparatus, namely the Ministry for Utilization of the State Apparatus (PAN), the State Personnel Agency (BKN), and the State Administration Institution (LAN) in 2010; restructuring of other government institutions, which handle the empowerment of micro, small, and medium enterprises, energy management, utilization of marine resources, restructuring of State Owned Enterprises, that handles the utilization of land and spatial planning for the general public, by not later than 2014.
2. Regional autonomy: Reforming regional autonomy through the: (1) halting/moratorium of regional multiplication; (2) increasing efficiency and effectiveness in the use of the regional balancing fund; and (3) improving the implementation of elections of regional heads.
3. Human resources: improving the management of civil servants (PNS), covering the system of recruitment, education, placement, promotion, and transfer of civil servants in a centralized manner, no later than by the year 2011.
4. Regulations: accelerating the harmonization and synchronization of laws and regulations at the central and regional levels in order to attain a common direction in implementing development activities, including completing the assessment of 12,000 regional regulations not later than by the year 2011.
5. Synergy between the central and regional governments: determining and applying the system of Main Indicators on Public Services, that ensures synchronization between the central and regional governments.
6. Law enforcement: increasing the integration and integrity of applying and enforcing the laws by all institutions and the law apparatus.
7. Population Data: Determination of Population ID Number (NIK) and development of the Population Information and Administration System (SIK) with the first application on the population ID card not later than by the year 2011.

Priority 2: Education

Increasing access to education that is of sound quality, that is affordable, relevant, and efficient, towards the enhancement of welfare of the people, self-reliance, upholding noble ethics, and attaining a strong national character. Development of education is directed at attaining economic growth that is supported

by harmony between the availability of skilled manpower and competence; (1) creating employment opportunities or entrepreneurship, and (2) responding to challenges in the need for manpower.

Thereby, the core substance of the action program in education comprise is the following:

1. Access to elementary-high school education: increasing the Net Enrolment Rate of primary education from 95% in 2009 to 96% in 2014, increasing the Net Enrolment Rate of junior high education from 73% to 76%, increasing the Gross Enrolment Rate of senior high education from 69% to 85%, consolidating/rationalizing of the implementation of the BOS program, reducing the standard price of school books of elementary and high schools by 30-50% by not later than by the year 2012 and providing internet connection with education content to high schools by no later than the year 2012, which plans to continue expansion to elementary schools.
2. Access to university education: increasing the Gross Enrolment Rate of university education from 18% in 2009 to 25% in 2014.
3. Methodology: applying education methodology that is no longer in the form of education for the sake of passing ('teaching to the test'), but is oriented to a comprehensive education that takes into account social capability, character, morals, and appreciation for Indonesia's culture and language, through the adjustment of the National Final Exam system in 2011 and through improving the curriculum of elementary and high schools before 2011 that is set at 25% of schools by the year 2012 and at 100% by the year 2014.
4. Management: empowering the role of school masters as managers of the education system, revitalizing the role of school supervisors as a quality assurance entity, encouraging the active role of the School Committee for ensuring the involvement of stakeholders in the teaching process, and increasing the role of the Education Council at the district level.
5. Curriculum: Reforming the school curriculum that is classified into the national, regional curricula, so that it can induce the creation of students who are capable of responding to the need for human resources for supporting national and regional economic growths by including entrepreneurial education (among others by developing the 'link and match' model).
6. Quality: increasing the quality of teachers, school management, and services, through: (1) programs for remediation of capability to teach the teachers; (2) applying the professional performance evaluation of teachers; (3) certification of ISO 9001:2008 at 100% of state universities, 50% of private universities; 100% of vocational high schools before 2014; (4) widely opening up cooperation of state universities and international education institutions; (5) encouraging 11 universities to enter the Top 500 THES in 2014; (6) ascertaining that the teacher-student ratio at each elementary school is 1:32 and 1:40 at each junior high school is, and (7) ascertaining the attainment of the National Standard Education for Religious and Religion Education by not later than the year 2013.

Priority 3: Health

This placed the emphasis of health development on the prevention of illness. Not only on curative health, through increasing community and environmental health, but also by expanding the availability of clean water, reducing slum areas, to lead to an increase of a life expectancy rate from 70.7 years in 2009 to 72.0 in 2014, and attaining all of the targets of the Millennium Development Goals (MDGs) in 2015.

Therefore, the core substance of the action program on health comprises the following:

1. Program on public health: the implementation of the Integrated Preventive Health Program, that encompasses the provision of basic immunization to 90% of infants in 2014; providing access to clean water sources that can reach 75% of the population in 2014; reducing the maternal mortality rate from

307 per 100,000 births in 2008 to 118 in 2014, and the decline of the infant mortality rate from 34 per 1,000 births in 2008 to 24 in 2014.

2. Program on Family Planning: increasing the quality and service scope of Family Planning through 23,500 government and private clinics in 2010-2014.
3. Health facilities: the availability and enhancement of the quality of internationally accredited hospitals in at least 5 large cities in Indonesia with the target of 3 cities in 2012 and 5 cities in 2014.
4. Medicines: the application of the National List of Essential Medicines as the basis for procurement of medicines throughout Indonesia and the limitation of prices of branded generic medicines in 2010.
5. National Health Insurance: the National Health Insurance for all poor communities with 100% coverage in 2011 and gradually expanded for other Indonesian families in the period 2012-2014.

Priority 4: Reducing Poverty

This priority aims at reducing absolute poverty from 14.1% in 2009 to 8-10% in 2014 and improving income distribution through social protection that is based on the family, community empowerment and expansion of economic opportunities of the low income population.

Therefore, the core substance of this action program on poverty reduction comprises the following:

1. Integrated Social Assistance: The family based integrated social protection program covers the program on Direct Cash Transfers (BLT), that is of an incidental nature as well as for marginal groups, food assistance, social security on health, scholarships for low income families, early age children education (PAUD), and Parenting Education starting from 2010 and the expansion of the family hope program (PKH) into a national program starting from 2011-2012.
2. PNPM Mandiri (Mandiri National Community Empowerment Program): increasing the budget allocation for PNPM Mandiri from Rp 10.3 trillion in 2009 to Rp 12.1 trillion in 2010, meeting the Community Direct Assistance (BLM) of Rp 3 billion per sub-district (kecamatan) for at least 30% of the poorest kecamatans in rural areas, and the selective integration of the supporting PNPM.
3. KUR (Smallholders Business Credit): improving the mechanism for allocating the KUR starting from 2010 and expanding the coverage of KUR starting from 2011.
4. Team for Reducing Poverty: revitalization of the National Committee for Reducing Poverty under the coordination of the Vice President, the use of the unified database for determining the program target starting from 2009-2010, and applying the accurate monitoring and evaluation system as the basis for decision making and for budget allocation.

Priority 5: Food Security

This priority pertains to efforts to increase food security and continuation of the revitalization of agriculture for realizing self-reliance in food, increasing the competitiveness of agricultural products, increasing the income level of farmers, and conserving the environment and natural resources. Increasing the growth rate of the agricultural sector in the GDP to 3.7% and increasing the Farmers Terms of Trade to 115-120 in 2014.

Therefore, the core substance of the action program on food security comprises the following:

1. Land, Development of Agricultural Zones and Agricultural Spatial Planning: reforming regulations for ensuring legal certainty of agricultural lands, developing new agricultural areas of 2 million hectares, optimizing the use of neglected lands.

2. Infrastructure: construction and maintenance of infrastructure in transportation, irrigation, electricity networks, communication technology, and the national information system that serves regions that are agricultural products centers, to increase the quantity and quality of production and increase the ability to market the products.
3. Research and Development: increasing research and development activities in agriculture that can create superior seeds and other research outputs towards the enhanced quality and productivity of national agricultural products.
4. Investment, Financing, and Subsidies: encouraging investment in food, agriculture, and rural industries that are local products based on business entities and the government, providing financing that can be reached, and subsidies that can ensure the availability of tested superior seeds, fertilizers, appropriate technology and post-harvest facilities on a timely basis and in the right quantity, and which are affordable.
5. Food and Nutrition: increasing the quality of nutrition and food diversity through the enhancement of the home food approach.
6. Adaptation to Climate Change: taking concrete steps that are related to adaptation and anticipation of the food and agricultural system to climate change.

Priority 6: Infrastructure

A developed national infrastructure has a facilitating capacity and can induce greater economic growth and a just social development that emphasizes the interest of the general public throughout the Republic of Indonesia, by encouraging the participation of the people.

Therefore, the core substance of the action program on infrastructure development comprises the following:

1. Land and spatial planning: consolidation of policies for handling and utilization of lands for the public in a comprehensive way under one roof and management of spatial planning in an integrated way.
2. Roads: completion of the construction of the Trans Sumatra, Java, Bali, Kalimantan, Sulawesi, West Nusa Tenggara, East Nusa Tenggara, and Papua, with a total length of 19,370 km in 2014.
3. Communications: construction of integrated inter-mode and inter-islands transportation infrastructure networks in accordance with the Multimode Transportation Blueprint of the national Transportation System and the reduction of transportation accidents of less than 50% of the current situation by the year 2014.
4. Housing for the general public: construction of 685,000 subsidized simple and healthy house units, 180 units of owned apartment units and 650 twin blocks including the housing premises supporting facilities that can accommodate 836,000 low income families in 2012.
5. Flood control: completion of construction of flood control infrastructure, including the Jakarta East Flood Canal before 2012 and the integrated handling of the River Basin Area of the Bengawan Solo before 2013.
6. Telecommunications: completion of the construction of the optic fiber network in the eastern part of Indonesia before 2013 and maximizing the availability of data and audio communication access for all of the Indonesian public.
7. Urban transportation: enhancement of transportation system and network in 4 large cities (Jakarta, Bandung, Surabaya, and Medan) in accordance with the Blueprint on Urban Transportation, including the completion of construction of the electric railway transportation (MRT and Monorail) by not later than the year 2014.

Priority 7: Investment Climate and Business Climate

Increase investment through improvements in legal certainty, simplification of procedures, improving information systems, and the development of Special Economic Zones (KEK).

Therefore, the core substance of the action program on the development of the investment climate and business climate comprises the following:

1. Legal certainty: the gradual reform of regulations at the national and regional levels in order to achieve harmonization of laws and regulations that will avert ambiguities and inconsistencies in their implementation.
2. Procedure simplification: application of the electronic information and licensing investment services (SPSIE) at the One Roof Integrated Service Centre (PTSP) in several cities starting in Batam, cancellation of problematical regional government regulations and the reduction of costs for starting a business, such as the TDP (Company Registration Proof) and the SIUP (Trade Permit Document);
3. National logistics: development and application of the National Logistics System that ensures the speedy flow of goods and can reduce transaction costs/ high cost economy.
4. Information system: the full operation of the National Single Window (NSW) for imports (before January 2010) and for exports. Speeding up the realization of the process for settling import duties outside the port through the first phase implementation of the Customs Advanced Trade System (CATS) at the Cikarang dry port.
5. Special Economic Zones: development of five (5) Special Economic Zones through the Public Private Partnership (PPP) scheme before 2012.
6. Manpower policies: synchronization of policies on manpower and business climate in the context of expanding the creation of employment opportunities.

Priority 8: Energy

Attain national energy security that ensures the continuity of national growth through institutional restructuring and optimizing the widest possible utilization of alternative energy.

Therefore the core substance of the action program on energy comprises the following:

1. Policies: placing the authority on energy policies to the Presidential Office for ascertaining that the national energy handling is integrated in accordance with the National Energy Master Plan.
2. Restructuring of State-Owned Enterprises (BUMNs): transformation and consolidation of BUMNs in energy, starting from the PLN (State Electricity Company) and Pertamina (Oil State Company) that will be completed no later than by the year 2010 and will be followed by other BUMNs
3. Supply capacity of energy: increasing the capacity of electricity generation by an average of 3,000 MW per year starting from 2010 with an electrification ratio of 62% in 2010 and 80% in 2014; and increased crude oil production to over 1.01 million barrels per day starting from 2014.
4. Alternative energy: increasing the utilization of renewable energy, including alternative energy of geothermal, to reach 2,000 MW in 2012 and 5,000 MW in 2014 and the start of the production of coal bed methane for generating electricity in 2011 accompanied by the utilization of the potential of solar power, micro-hydro, and nuclear power, in a phased way.
5. By-products and derivatives of crude oil and gas: revitalization of the industry for processing by-products and derivatives of crude oil and natural gas as raw material for textile, fertilizer, and other downstream industries.

6. Conversion towards the use of gas: expansion of the program for converting crude oil to gas so that it can reach 42 Households in 2010; the use of natural gas as fuel material for urban public transportation in Palembang, Surabaya, and Denpasar.

Priority 9: Environment and Management of Natural Disasters

Conservation and utilization of the natural environment that supports sustainable economic growth and increased welfare of the people, accompanied by the control and management of disaster risks, for anticipating the impacts of climate change.

Therefore, the core substance of the action program on the environment and management of natural disasters comprises the following:

1. Climate change: increasing the management capacity in managing peat lands, increasing rehabilitation results to 500,000 hectares per year, and increasing the intensity of efforts for reducing the deforestation rate, by enhancing cooperation among the related ministries and by optimizing funding sources, like the IHPH (Forest Utilization Right Fee), the PSDH (Forest Resources Fee), and the Reforestation Fund.
2. Controlling Degradation of the Environment: reducing pollution of the environment through the supervision of controlling pollution from waste water and emissions in 680 industrial and service activities in 2010 and continued henceforth; reducing the total number of forest fire hotspots by 20% per year and reducing the overall pollution rate by 50% in 2014; halting environmental degradation in eleven River Basin Areas that are vulnerable to causing natural disasters starting from 2010 and continued henceforth.
3. Early Warning System: ensuring the operation of the Tsunami Early Warning System (TEWS) and the Weather Early Warning System (MEWS) starting from 2010 and continued henceforth; and the Climate Early Warning System (CEWS) in 2013.
4. Overcoming disasters: increasing the capacity to overcome natural disasters, through: (1) capacity building of the government apparatus and of the community in the efforts to mitigate risks and to handle forest fire disasters and hazards in 33 provinces, and (2) forming the rapid action team for handling natural disasters by providing adequate equipment and transportation means, based in two strategic locations (Jakarta and Malang) that can reach all areas of Indonesia.

Priority 10: Left-Behind, Frontier, Outermost, and Post-Conflict Areas

The action program for left-behind, frontier, outermost, and post-conflict areas is aimed to ensure growth in the left-behind, frontier, outermost areas and to maintain a peaceful life in post-conflict areas, with the core substance comprising the following:

1. Policies: implementing special policies in the field of infrastructure and in other fields that support the efforts to increase the welfare of the people, which can stimulate growth in left-behind, frontier, outermost, and post-conflict areas, started not later than 2011.
2. International cooperation: establishment of cooperation with neighboring nations in the context of maintaining security of the region and of security of marine resources.
3. Territorial integrity: completing the mapping of border areas of the Republic of Indonesia with Malaysia, Papua New Guinea, Timor Leste, and the Philippines in 2010.
4. Left-behind areas: fully resolving the left-behind regions, covering at least 50 districts by not later than 2014.

Priority 11: Culture, Creativity, and Technological Innovation

The development and protection of cultural diversity, art works, science, its appreciation for enriching artistic and intellectual capability for the consolidation of identity and adaptive and competitive capability of the nation that is accompanied by the development of innovation, science and technology, that is based on Indonesia's competitive advantage as a maritime and archipelago nation.

Therefore, the core substance of this action program on culture, creativity, and technological innovation comprises the following:

1. Preservation: determination and formation of the integrated management for managing cultural preservation objects, revitalization of museums and libraries throughout Indonesia, targeted before October, 2011.
2. Facilities and infrastructure: providing adequate facilities and means for the development, assessing in depth the exhibition of cultural arts in large cities and capital cities of districts by not later than October 2012.
3. Creation: development of the national capacity for conducting research, creation and innovation and facilitating access and its utilization by the public at large.
4. Policies: increasing the attention and participation of the government in culture and arts programs that have been initiated by the community and appreciation to cultural diversity is induced.
5. Technological innovation: increasing comparative advantage into competitive advantage, encompassing management of maritime resources towards security in energy, food, and anticipation of climate change impacts. This also includes enhancing skills related to technology and creativity of the youth.

These National Priorities aim for the following:

First: Accelerating Physical infrastructure Development (covering Priority 5 on Food Security, Priority 6 on Infrastructure, Priority 8 on Energy, and Priority 10 on Left-Behind, Frontier, Outermost, and Post-Conflict Areas).

Second: Improving Soft Infrastructure (Priority 1 on Reform of the Bureaucracy and Governance, and Priority 7 on Investment Climate and Business Climate).

Third: Strengthening of Social Infrastructure (Priority 2 on Education, Priority 3 on Health, Priority 4 on Reducing Poverty, and Priority 9 on the Environment and Managing Natural Disasters).

Fourth: Development of Creativity (Priority 11 on Culture, Creativity, and Technological Innovation).

Other Priorities

In addition to the above eleven national priorities, the realization of the Vision and Mission of National Development are also to be endeavored through other national priorities in the political field, legislation, security, in the economic field, and in the field of enhancement of welfare.

In the political, law, and security field, the priorities cover: (a) implementation of coordination in the mechanism for handling terrorism; (b) implementing the program for the de-radicalization of counter-terrorism; (c) increasing the role of the Republic of Indonesia in the efforts to realize world peace; (d)

increasing services to and protection of Indonesian migrant workers abroad; (e) strengthening and consolidating relations among institutions in the prevention and the eradication of corruption; (f) implementing the protection of witnesses and informants; (g) recovery of state assets; (h) increasing legal certainty; (i) strengthening protection of basic human rights; and (j) empowering of strategic defense industries.

In the economic field, the priorities cover: (a) implementation of the development of industries in accordance with Presidential Regulation Number 28 of 2008 on National Industrial Policy; (b) increasing the role and capability of the Republic of Indonesia in international trade diplomacy; (c) increasing services to and protection of Indonesian migrant workers abroad during the process of their preparation, departure, and return to Indonesia; and (d) increasing the efforts to serve and protect Indonesian migrant workers abroad.

In the field of the welfare of the people, the priorities cover: (a) implementation of the hajj pilgrimage in a orderly and uninterrupted way by not later than 2010; (b) increasing harmony among religious adherents through the formation and effective enhancement of the Forum for Harmony Among Religious Followers (FKUB); (c) increasing the total number of international and domestic tourists gradually by 20% over the five years; (d) promotion of ten (10) Indonesian tourist destinations through creative and effective marketing and advertisements; (e) improving and enhancing the quality of tourism supporting network facilities; (f) increasing the capacity of the government and stakeholders of local tourism for attaining the quality of services and hospitality management that are competitive in the Asian region; (g) formulating policies and guidelines for applying the mainstreaming of gender and children's issues by ministries and government agencies; (h) attaining an upper position at the South East Asian Games in 2011, increasing the attainment of medals at the Asian Games of 2010 and in the 2012 Olympics; (i) enhancing character building through enhanced youth movements, revitalization, and consolidation, and (j) revitalization of the scout movement.

THE MAIN NATIONAL DEVELOPMENT TARGETS OF THE NATIONAL MEDIUM-TERM DEVELOPMENT PLAN (RPJMN) OF 2010-2014

No.	DEVELOPMENT	TARGETS
TARGETS ON DEVELOPMENT OF WELFARE OF THE PEOPLE		
1.	Economi	
	a) Economic growth rate	Average of 6.3 – 6.8% per year Growth of 7% before 2014
	b) Inflation rate	Average of 4 - 6% per year
	c) Open unemployment rate	5 - 6% at end of 2014
	d) Poverty rate	8 - 10% at end of 2014

No.	DEVELOPMENT	TARGETS		
2.	Education			
		Initial Status (2008)	Target in 2014	
	a)	Increased average school stay of ppeople of 15 years and older (years)	7.50	8.25
	b)	Decline in illiteracy rate of population aged 15 and over (%)	5.97	4.18
	c)	Increased net enrolment rate of elementary schools (%)	95.14	96.0
	d)	Increased net enrolment rate of junior high school (%)	72.28	76.0
	e)	Increased gross enrolment rate of senior high schools (%)	64.28	85.0
	f)	Increased gross enrolment rate at universities of those in 19-23 years age bracket (%)	21.26	30.0
	g) Reduced disparity in participation and quality of education services among regions, gender, social-economic groups, and between education units that are implemented by the government and private institutions			
3.	Health			
		Initial Status (2008)	Target in 2014	
	a)	Increased life expectancy (years)	70.7	72.0
	b)	Decreased maternal mortality rate per 100,000 live births	228	118
	c)	Decreased infant mortality rate per 1,000 live births	34	24
	d)	Decreased prevalence of nutrition deficiency (deficient nutrition and malnutrition) by infants (%)	18.4	Less than 15.0
4.	Food			
	a)	Production of paddy	Growth rate of 3.22% per year	
	b)	Production of maize	Growth rate of 10.02% per year	
	c)	Production of soybean	Growth rate of 20.05% per year	
	d)	Production of sugar	Growth rate of 12.55% per year	
	e)	Production of cow meat	Growth rate of 7.3% per year	
5.	Infrastructure			
	a)	Increased capacity of electricity generating stations	3,000 MW per year	
	b)	Increased electrification ratio	Reaching 80% in 2014	
	c)	Increased production of crude oil	Reaching 1.01 million barrel per day in 2014	
	d)	Increased utilization of geothermal power stations	Reaching 5,000 MW in 2014	

No.	DEVELOPMENT	TARGETS
6.	Energy	
a)	Construction of the Trans Sumatra, Java, Kalimantan, Sulawesi, West Nusa Tenggara, East Nusa Tenggara, and Papua infrastructure	Reaching a length of 19,370 km by 2014
b)	Construction of an integrated inter-mode and inter-island transportation network, in accordance with the National Transportation System and Multi-mode Transportation Blueprint	Completed in 2014
c)	Completing the construction of the Optic Fiber Network in Eastern Part of Indonesia	Completed before 2013
d)	Repairing the transportation system and network in 4 big cities (Jakarta, Bandung, Surabaya, and Medan)	Completed in 2014

No.	DEVELOPMENT	TARGETS
TARGETS OF DEVELOPMENT OF DEMOCRACY		
1.	The increased quality of democracy in Indonesia.	<ol style="list-style-type: none"> 1) The increased conduciveness of the political climate for the growth of the quality of civil liberties and political rights of the people that balanced by the increased compliance with the law; 2) The increased performance of democratic institutions, with an average index of 70 by the end of 2014; 3) Implementing of the general election in 2014 in a just and democratic way, with a participation rate of the people of 75% and with a reduced discrimination in the right to be elected and to vote. 4) Increased services in information and communication <p><i>In 2014 the:</i> ▶ <i>Index of Indonesia's Democracy: 73</i></p>

DEVELOPMENT TARGET ON LAW ENFORCEMENT		
1.	The attained atmosphere of justice through enforcement of the rule of law and the maintenance of public law and order.	<ol style="list-style-type: none"> 1) Perception of justice seekers for having a sense of comfort, certainty, and security in their interaction and being satisfactorily served by law enforcers. 2) Increased trust and respect of the general public to the law enforcing apparatus and institutions 3) Supporting a conducive business climate in order that economic activities can be proceed securely and efficiently <p>Corruption Perception Index (CPI) in 2014 of 5.0, and increase from 2.8 in 2009.</p>